

# Printed-circuit board connector - PC 4/ 3-ST-7,62 - 1804917

Please be informed that the data shown in this PDF Document is generated from our Online Catalog. Please find the complete data in the user's documentation. Our General Terms of Use for Downloads are valid (<http://phoenixcontact.com/download>)

Plug component, Nominal current: 20 A, Rated voltage (III/2): 630 V, Number of positions: 3, Pitch: 7.62 mm, Connection method: Screw connection, Color: green, Contact surface: Tin




The figure shows a 5-pos. version of the product

## Why buy this product

- Plugs can be keyed using CP-PC RD coding profiles
- High-capacity plugs with a current carrying capacity of 20 A
- Vibration-resistant connection by means of screw flange (PC 4/...-STF-7,62)
- Integrated double steel spring as extra safety against contact corrosion
- Screw connection up to 4 mm<sup>2</sup>, stranded



## Key Commercial Data

Packing unit	50 pc
GTIN	 4 017918 046354
Weight per Piece (excluding packing)	12.35 g
Custom tariff number	85366990
Country of origin	Germany

## Technical data

### Dimensions

Width	22.84 mm
Pitch	7.62 mm
Dimension a	15.24 mm

### General

Range of articles	PC 4/..-ST
Insulating material group	I
Rated surge voltage (III/3)	6 kV
Rated surge voltage (III/2)	6 kV
Rated surge voltage (II/2)	6 kV

# Printed-circuit board connector - PC 4/ 3-ST-7,62 - 1804917

## Technical data

### General

Rated voltage (III/3)	400 V
Rated voltage (III/2)	630 V
Rated voltage (II/2)	1000 V
Connection in acc. with standard	EN-VDE
Nominal current $I_N$	20 A
Nominal cross section	4 mm <sup>2</sup>
Maximum load current	20 A
Insulating material	PA
Flammability rating according to UL 94	V0
Internal cylindrical gage	A4
Stripping length	7 mm
Number of positions	3
Screw thread	M3
Tightening torque, min	0.5 Nm
Tightening torque max	0.6 Nm

### Connection data

Conductor cross section solid min.	0.2 mm <sup>2</sup>
Conductor cross section solid max.	4 mm <sup>2</sup>
Conductor cross section flexible min.	0.2 mm <sup>2</sup>
Conductor cross section flexible max.	4 mm <sup>2</sup>
Conductor cross section flexible, with ferrule without plastic sleeve min.	0.25 mm <sup>2</sup>
Conductor cross section flexible, with ferrule without plastic sleeve max.	4 mm <sup>2</sup>
Conductor cross section flexible, with ferrule with plastic sleeve min.	0.25 mm <sup>2</sup>
Conductor cross section flexible, with ferrule with plastic sleeve max.	4 mm <sup>2</sup>
Conductor cross section AWG min.	24
Conductor cross section AWG max.	10
2 conductors with same cross section, solid min.	0.2 mm <sup>2</sup>
2 conductors with same cross section, solid max.	2.5 mm <sup>2</sup>
2 conductors with same cross section, stranded min.	0.2 mm <sup>2</sup>
2 conductors with same cross section, stranded max.	1.5 mm <sup>2</sup>
2 conductors with same cross section, stranded, ferrules without plastic sleeve, min.	0.25 mm <sup>2</sup>
2 conductors with same cross section, stranded, ferrules without plastic sleeve, max.	1.5 mm <sup>2</sup>
2 conductors with same cross section, stranded, TWIN ferrules with plastic sleeve, min.	0.5 mm <sup>2</sup>
2 conductors with same cross section, stranded, TWIN ferrules with plastic sleeve, max.	2.5 mm <sup>2</sup>
Minimum AWG according to UL/CUL	30
Maximum AWG according to UL/CUL	10

### Standards and Regulations

# Printed-circuit board connector - PC 4/ 3-ST-7,62 - 1804917

## Technical data

### Standards and Regulations

Connection in acc. with standard	EN-VDE
	CSA
Flammability rating according to UL 94	V0

## Classifications

### eCl@ss

eCl@ss 4.0	272607xx
eCl@ss 4.1	27260701
eCl@ss 5.0	27260701
eCl@ss 5.1	27260701
eCl@ss 6.0	27260704
eCl@ss 7.0	27440402
eCl@ss 8.0	27440309

### ETIM

ETIM 3.0	EC001121
ETIM 4.0	EC002638
ETIM 5.0	EC002638

### UNSPSC

UNSPSC 6.01	30211810
UNSPSC 7.0901	39121409
UNSPSC 11	39121409
UNSPSC 12.01	39121409
UNSPSC 13.2	39121409

## Approvals

### Approvals

---

#### Approvals

CSA / UL Recognized / cUL Recognized / BV / RS / EAC / cULus Recognized

---

#### Ex Approvals

---


#### Approvals submitted


---


### Approval details

# Printed-circuit board connector - PC 4/ 3-ST-7,62 - 1804917

## Approvals

CSA 		
	B	C
mm <sup>2</sup> /AWG/kcmil	28-10	28-10
Nominal current I <sub>N</sub>	20 A	20 A
Nominal voltage U <sub>N</sub>	300 V	300 V


UL Recognized 			
	B	C	D
mm <sup>2</sup> /AWG/kcmil	30-10	30-10	30-10
Nominal current I <sub>N</sub>	20 A	20 A	5 A
Nominal voltage U <sub>N</sub>	300 V	300 V	600 V

cUL Recognized 			
	B	C	D
mm <sup>2</sup> /AWG/kcmil	30-10	30-10	30-10
Nominal current I <sub>N</sub>	20 A	20 A	5 A
Nominal voltage U <sub>N</sub>	300 V	300 V	600 V

BV

RS

EAC

cULus Recognized 			
--	--	--	--

## Accessories

Accessories

Coding element

# Printed-circuit board connector - PC 4/ 3-ST-7,62 - 1804917

## Accessories

Coding profile - CP-PC RD - 1701967



Coding profile, for plugging into the coding ribs of the plug at a later date, insulating material, color: Red

---

## Labeled terminal marker

Marker card - SK 7,62/3,8:FORTL.ZAHLEN - 0804549



Marker card, Card, white, labeled, Horizontal: Consecutive numbers 1 - 10, 11 - 20, etc. up to 91 - 100, Mounting type: Adhesive, for terminal block width: 7.62 mm, Lettering field: 7.62 x 3.8 mm

---

## Screwdriver tools

Screwdriver - SZS 0,6X3,5 - 1205053



Actuation tool, for ST terminal blocks, insulated, also suitable for use as a bladed screwdriver, size: 0.6 x 3.5 x 100 mm, 2-component grip, with non-slip grip

---

## Additional products

Base strip - PCV 4/ 3-G-7,62 - 1804690



Header, Nominal current: 20 A, Rated voltage (III/2): 630 V, Number of positions: 3, Pitch: 7.62 mm, Color: green, Contact surface: Tin, Mounting: Soldering, Mounting flange: Accessory Order No. 1827570

Base strip - PC 4/ 3-G-7,62 - 1804807



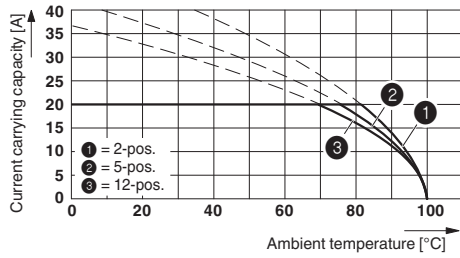
Header, Nominal current: 20 A, Rated voltage (III/2): 630 V, Number of positions: 3, Pitch: 7.62 mm, Color: green, Contact surface: Tin, Mounting: Soldering, Mounting flange: Accessory Order No. 1827570

---

## Drawings

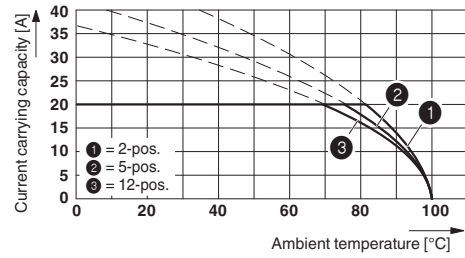
# Printed-circuit board connector - PC 4/ 3-ST-7,62 - 1804917

Diagram



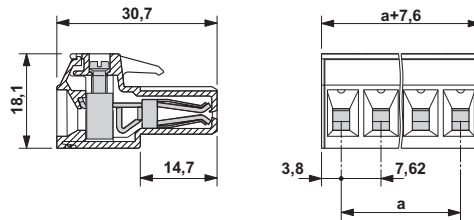
Derating curve for: PC 4/...-ST-7,62 with PC 4/...-G-7,62

Diagram



Derating curve for: PC 4/...-ST-7,62 with PCV 4/...-G-7,62

Dimensional drawing



## X-ON Electronics

Largest Supplier of Electrical and Electronic Components

*Click to view similar products for [Pluggable Terminal Blocks](#) category:*

*Click to view products by [Phoenix Contact](#) manufacturer:*

Other Similar products are found below :

[57.404.7553](#) [57.504.0053.7](#) [57.510.0053](#) [57.910.6153](#) [01.112.1453](#) [CTB932VE/6](#) [MC 1.5/ 6-ST-3.5 GY AU](#) [ET02015000J0G](#) [734-104](#) [734-302](#) [734-304](#) [8-141-P](#) [FKCT 2.5/ 3-ST KMGY](#) [860505](#) [860508](#) [860516](#) [860810](#) [861908](#) [GBPACX-12](#) [93.731.4953.0](#) [PV05-5,08-K](#) [PVP02-5,00](#) [PVP04-3,50](#) [PVS02-5,00](#) [1-1986160-3](#) [H-10](#) [ELFH09150](#) [ELFH16150](#) [ELFP03110](#) [ELFT06250](#) [ELFT07250](#) [ELVF09400](#) [ELVP03100](#) [ELXH03100](#) [ELXH071G0E](#) [ELXP041G0](#) [ELXT046G0](#) [1700101](#) [1700410](#) [1700425](#) [1703176](#) [1705229](#) [1710175](#) [1714537](#) [1717806](#) [1719600](#) [1729386](#) [1734692](#) [1734795](#) [1736036](#)