

Metal Oxide Film Fixed Resistors

Performance Specification

Temperature Coefficient	±350PPM/°C
Short Time Overload	Normal size: ±(1.0% + 0.05Ω)Max, with no evidence of mechanical damage. Small size: ±(2.0% + 0.05Ω)Max, with no evidence of mechanical damage.
Dielectric Withstanding Voltage	No evidence of flashover, mechanical damage, arcing or insulation breakdown.
Pulse Overload	Normal size: ±(2.0% + 0.05Ω)Max, with no evidence of mechanical damage. Small size: ±(5.0% + 0.05Ω)Max, with no evidence of mechanical damage.
Terminal Strength	No evidence of mechanical damage.
Resistance to Soldering Heat	±(1.0% + 0.05Ω)Max, with no evidence of mechanical damage.
Solderability	Min. 95% coverage.
Resistance to Solvent	No deterioration of protective coating and markings.
Temperature Cycling	±(2.0% + 0.05Ω)Max, with no evidence of mechanical damage.
Humidity (Steady state)	±(2.0% + 0.05Ω)Max, with no evidence of mechanical damage.
Load Life in Humidity	<100KΩ: ±(5.0% + 0.05Ω)Max ≥100KΩ: ±(10.0% + 0.05Ω)Max
Load Life	<100KΩ: ±(5.0% + 0.05Ω)Max ≥100KΩ: ±(10.0% + 0.05Ω)Max
Non-Flame	No evidence of flaming or arcing.

Ordering Procedure: Ex.: MOR 1/2W, +/-5%, 100Ω, T/B-1000

M	O	R	0	W	2	J	0	1	0	1	A	1	0				
<p>Type: MOR = Metal Oxide Film</p>			<p>Wattage: Normal size W4 = 1/4W W2 = 1/2W 1W = 1W 2W = 2W 3W = 3W 5W = 5W 7W = 7W 8W = 8W 9W = 9W</p> <p>Small size S2 = 1/2W-S 1S = 1W-S 2S = 2W-S 3S = 3W-S 4S = 4W-S 5S = 5W-S</p> <p>Extra small size 5U = 5W-SS</p>			<p>Resistance Value:</p> <ul style="list-style-type: none"> E-24 series: 1st digit is "0" 2nd & 3rd digits are the significant figures of the resistance 4th indicates the number of zeros: "J" ~ 0.1, "K" ~ 0.01 Ex.: 4.7Ω, ~ 47J, 4.7KΩ ~ 472 E-96 series: 1st to 3rd digits are the significant figures of the resistance and the 4th digit indicates the number of zeros. Ex.: 1.33 KΩ = 1331 			<p>Packing Type: A = Tape/Box T = Tape/Reel B = Bulk/Box P = Tape/Box of PT-26mm</p>			<p>Packing Qty: 1 = 1,000 pcs. 2 = 2,000 pcs. 5 = 5,000 pcs. A = 500 pcs. B = 2,500 pcs. 0 = Bulk/Box</p>			<p>Additional Information: 0 = PT-52mm, PT-26mm 8 = PT-58mm 9 = PT-64mm 7 = Lead wire (H=38mm) A = PT-83mm C = PT-73mm D = PT-71mm</p>		
<p>Feature: 0 = Standard I = Non-Inductive</p>			<p>Tolerance: G = ±2% J = ±5% K = ±10%</p>														



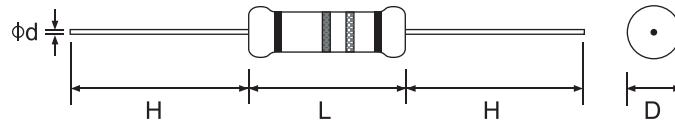
Metal Oxide Film Fixed Resistors

Features

- High safety standard, high purity ceramic core
- Excellent non-flame coating, non-inductive type available
- Stable performance in diverse environment, meet EIAJ-RC2655A requirements
- Too low or too high ohmic value can be supplied on a case to case basis



Standard: 2%, 5% 10%---E 24 series
1%---E 96 series

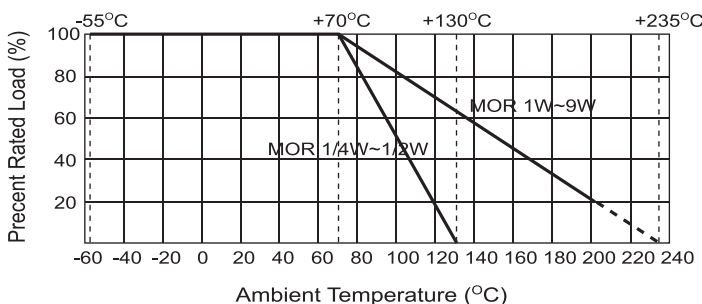


Part No.	Style	Power Rating at 70°C	Dimension (mm)					Max Working Voltage	Max Overload Voltage	Dielectric Withstanding Voltage	Resistance Range	Std Packing Qty
			D Max	L Max	H±3	d±0.05	PT					
Normal Size												
MOR0W4	MOR 25	1/4W(0.25W)	2.5	7.5	28	0.54	52	250V	400V	250V	0.3Ω ~ 50KΩ	5,000
MOR0W2	MOR 50	1/2W(0.50W)	3.5	10.0	28	0.54	52	250V	400V	250V	0.3Ω ~ 50KΩ	1,000
MOR01W	MOR 100	1W	5.0	12.0	25	0.70	52	350V	600V	350V	0.3Ω ~ 50KΩ	1,000
MOR02W	MOR 200	2W	5.5	16.0	28	0.70	64	350V	600V	350V	0.3Ω ~ 50KΩ	1,000
MOR03W	MOR 300	3W	6.5	17.5	28	0.75	64	500V	800V	500V	5Ω ~ 100KΩ	500
MOR05W	MOR 500	5W	8.5	26.0	38	0.75	B/B	750V	1,000V	750V	5Ω ~ 150KΩ	1,000
MOR07W	MOR 700	7W	8.5	32.0	38	0.75	B/B	750V	1,000V	750V	20Ω ~ 150KΩ	1,600
MOR08W	MOR 800	8W	8.5	41.0	38	0.75	B/B	750V	1,000V	750V	30Ω ~ 200KΩ	1,600
MOR09W	MOR 900	9W	8.5	54.0	38	0.75	B/B	750V	1,000V	750V	50Ω ~ 200KΩ	1,800
Small Size												
MOR0S2	MOR 50-S	1/2W(0.50W)	2.5	7.5	28	0.54	52	250V	400V	250V	0.3Ω ~ 50KΩ	5,000
MOR01S	MOR 100-S	1W	3.5	10.0	28	0.54	52	350V	600V	350V	0.3Ω ~ 50KΩ	1,000
MOR02S	MOR 200-S	2W	5.0	12.0	25	0.70	52	350V	600V	350V	0.3Ω ~ 50KΩ	1,000
MOR03S	MOR 300-S	3W	5.5	16.0	28	0.70	64	350V	600V	350V	0.3Ω ~ 50KΩ	1,000
MOR04S	MOR 400-S	4W	6.5	17.5	28	0.75	64	500V	800V	500V	5Ω ~ 100KΩ	500
MOR05S	MOR 500-S	5W	8.0	25.0	38	0.75	B/B	500V	800V	500V	5Ω ~ 150KΩ	1,000
Extra Small Size												
MOR05U	MOR 500-SS	5W	6.5	17.5	28	0.75	64	500V	800V	500V	5Ω ~ 100KΩ	500

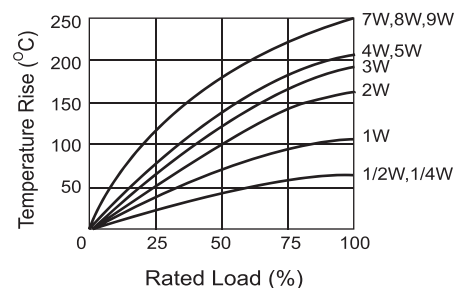
Note:

- Standard gray base color for normal size product, sea blue color for small size and extra small size product
- Standard Non-flammable coating
- Non-Inductive type available on a case to case basis

Derating Curve



Heat Rise Chart



X-ON Electronics

Largest Supplier of Electrical and Electronic Components

Click to view similar products for [Wirewound Resistors - Through Hole category](#):

Click to view products by [Royal Ohm manufacturer](#):

Other Similar products are found below :

[75822-2K4](#) [90J56R](#) [AC03000001208JAC00](#) [EP3WS47RJ](#) [C1010KJL](#) [C1015RJL](#) [C3A10KJT](#) [27J1K0](#) [ES3W47RJ](#) [AC04000001500JAC00](#)
[AC10000002208JAB00](#) [AC10000004708JAB00](#) [SQMW5R39J](#) [SQPW5R22J](#) [SQPW5R33J](#) [1879927-3](#) [FCB2100RJ](#) [T505](#) [FSQ5WR47J](#)
[FW10A33R0JA](#) [CPCC03R5000JB31](#) [CPCC0510R00JE32](#) [CPCC051R000JB31](#) [CPCP10500R0JE32](#) [CPW05700R0JE143](#)
[CPW152K500JE313](#) [C1010RJL](#) [C10R47JL](#) [C141K0JL](#) [C144R7JL](#) [ES05W100RJ](#) [SQMW1047RJ](#) [SQMW210RJ](#) [CPCC03R2000JB31](#)
[CPCC0515R00JE01](#) [CPW055R000JB143](#) [CPW103K300JE143](#) [CPW202R000JB14](#) [ULW5-39R0JT075](#) [W31-R47JA1](#) [ULW5-68RJT075](#)
[SQBW401K0JFASTON](#) [SPH1001JLF](#) [65888-3R3](#) [CPCC10R5100JE66](#) [SQP500JB-400R](#) [SQBW403R3JFASTON](#) [280-PRM7-4.7-RC](#)
[CW02B9R100JE73](#) [CPCP05R1000JE32](#)