

### Features

- ◆ Wide 2:1 input voltage range
- ◆ Compact SIP-6 or SMD package
- ◆ Fully regulated outputs
- ◆ Cost optimised design
- ◆ No minimum load required
- ◆ Continuous short circuit protection
- ◆ Temperature range  $-40^{\circ}\text{C}$  to  $+85^{\circ}\text{C}$
- ◆ I/O isolation 1500 VDC
- ◆ Remote On/Off control (SMD)
- ◆ 3-year product warranty



The TMR-1 and TMR 1SM series are families of isolated 1 W dc-dc converter modules with regulated output, featuring wide 2:1 input voltage ranges. These products come in a compact SIP-6 or SMD package with small footprint occupying only 1.2 cm<sup>2</sup> (0.2 square inch) of board space.

An excellent efficiency allows  $-40^{\circ}\text{C}$  to  $+85^{\circ}\text{C}$  operation temperature. Further features include remote On/Off control (SMD-Version) and continuous short circuit protection. The compact dimensions and cost optimised design make this converters an ideal solution for applications in communication equipment, instrumentation and industrial electronics.

### Models

Order code SIP-package	Order code SMD-package	Input voltage range	Output voltage	Output current max.	Efficiency SIP typ.	Efficiency SMD typ.
TMR 1-0511	TMR 1-0511SM	4.5 – 9.0 VDC (5 VDC nominal)	5.0 VDC	200 mA	76 %	78 %
TMR 1-0512	TMR 1-0512SM		12 VDC	83 mA	77 %	79 %
TMR 1-0513	TMR 1-0513SM		15 VDC	67 mA	79 %	81 %
TMR 1-0515			24 VDC	42 mA	76 %	
TMR 1-0522	TMR 1-0522SM		$\pm 12$ VDC	$\pm 42$ mA	77 %	79 %
TMR 1-0523	TMR 1-0523SM		$\pm 15$ VDC	$\pm 33$ mA	78 %	80 %
TMR 1-1211	TMR 1-1211SM	9.0 – 18 VDC (12 VDC nominal)	5.0 VDC	200 mA	77 %	79 %
TMR 1-1212	TMR 1-1212SM		12 VDC	83 mA	77 %	79 %
TMR 1-1213	TMR 1-1213SM		15 VDC	67 mA	80 %	82 %
TMR 1-1215			24 VDC	42 mA	77 %	
TMR 1-1222	TMR 1-1222SM		$\pm 12$ VDC	$\pm 42$ mA	79 %	81 %
TMR 1-1223	TMR 1-1223SM		$\pm 15$ VDC	$\pm 33$ mA	78 %	80 %
TMR 1-2411	TMR 1-2411SM	18 – 36 VDC (24 VDC nominal)	5.0 VDC	200 mA	77 %	79 %
TMR 1-2412	TMR 1-2412SM		12 VDC	83 mA	80 %	82 %
TMR 1-2413	TMR 1-2413SM		15 VDC	67 mA	80 %	82 %
TMR 1-2415			24 VDC	42 mA	77 %	
TMR 1-2422	TMR 1-2422SM		$\pm 12$ VDC	$\pm 42$ mA	80 %	82 %
TMR 1-2423	TMR 1-2423SM		$\pm 15$ VDC	$\pm 33$ mA	80 %	82 %
TMR 1-4811	TMR 1-4811SM	36 – 75 VDC (48 VDC nominal)	5.0 VDC	200 mA	77 %	79 %
TMR 1-4812	TMR 1-4812SM		12 VDC	83 mA	78 %	80 %
TMR 1-4813	TMR 1-4813SM		15 VDC	67 mA	78 %	80 %
TMR 1-4815			24 VDC	42 mA	76 %	
TMR 1-4822	TMR 1-4822SM		$\pm 12$ VDC	$\pm 42$ mA	79 %	81 %
TMR 1-4823	TMR 1-4823SM		$\pm 15$ VDC	$\pm 33$ mA	79 %	81 %

### Input Specifications

Input current at no load (nominal input voltage)	5.0 V models: 40 mA typ. 12 V models: 20 mA typ. 24 V models: 10 mA typ. 48 V models: 7 mA typ.
Surge voltage (1 sec. max.)	5.0 V models: 15 V max. 12 V models: 25 V max. 24 V models: 50 V max. 48 V models: 100 V max.
Start-up voltage / under voltage lockout	5.0 V models: 4.5 VDC / 4 VDC or lower 12 V models: 9 VDC / 8.5 VDC or lower 24 V models: 18 VDC / 17 VDC or lower 48 V models: 36 VDC / 34 VDC or lower long term operation at undervoltage will damage the converter!
Conducted noise (input)	EN 55022 level A, FCC part 15, level A with external capacitor. see EMC consideration
Recommended input fuse (slow blow)	5 V models: 500 mA 12 V models: 250 mA 24 V models: 120 mA 48 V models: 60 mA

### Output Specifications

Voltage set accuracy	±1 % max.
Regulation	– Input variation $V_{in \min.}$ to $V_{in \max.}$ : 0.2 % max. – No load to full load Single & Dual output models: ±1.0 % max. – Load variation 10 – 90% Single output models: ±0.5 % max. Dual output models (balanced load): ±0.8 % max.
Minimum load	no minimum load required
Temperature coefficient	0.02 %/K
Ripple and noise (20 MHz bandwidth)	SMD models: 30 mVp-p max. SIP models: 50 mVp-p max.
Transient response setting time (25% load step change)	250 µs typ. (PFM)
Current limitation	>120 % of $I_{out \max.}$
Short circuit protection	continuous, automatic recovery
Capacitive load	5 VDC models: 1'680 µF max. 12 VDC models: 820 µF max. 15 VDC models: 680 µF max. 24 VDC models: 470 µF max. ±12 VDC models: 470 µF max. (each output) ±15 VDC models: 330 µF max. (each output)

### General Specifications

Temperature ranges	– Operating – Case temperature – Storage	SIP models: –40°C to +85°C with no derating SMD models: –40°C to +82°C with derating +105°C (SIP) / +95°C (SMD) max. –55°C to +125°C
Load derating	SMD models:	7.2 %/K above +75°C
Humidity (non condensing)		95 % rel. H max.
Reliability, calculated MTBF (MIL-HDBK-217F, at +25°C, ground benign)		>2.8 Mio h

All specifications valid at nominal input voltage, full load and +25°C after warm-up time unless otherwise stated.

**General Specifications**

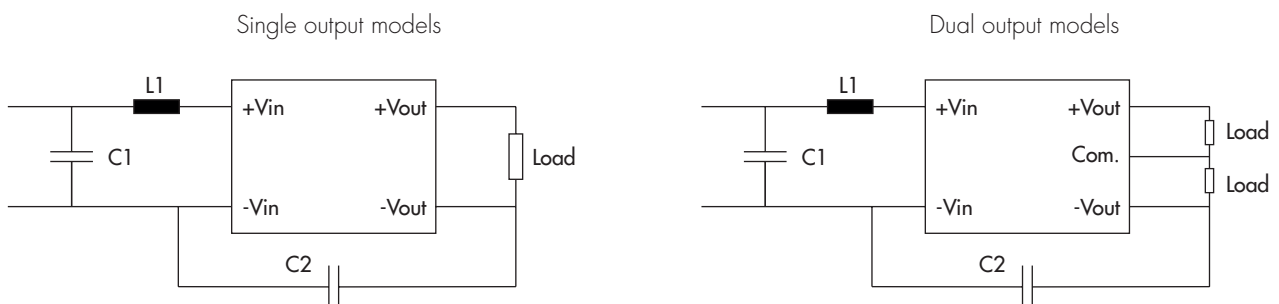
Isolation voltage (60 sec.)	- Input/Output	1'500 VDC
Isolation capacitance	- Input/Output	50 pF max.
Isolation resistance	- Input/Output (500 VDC)	>1 GOhm
Switching frequency		220 kHz (PFM)
Safety standards		UL 60950-1, IEC/EN 60950-1 IEC 60950-1:2005 (2nd Edition); Am 1:2009 EN 60950-1:2006+A11:2009+A1:2010+A12:2011
Safety approvals	- CB test certificate (IEC 60950-1)	<a href="http://www.tracopower.com/products/tmr1-cb.pdf">www.tracopower.com/products/tmr1-cb.pdf</a>
Remote On/Off (SMD models only)	- On: - Off: - Off standby current: - Off control input current:	< 0.6 VDC or open circuit 2.7 to 15 VDC (ref. to -Vin) 2.5 mA max. 1 mA max.

**Physical Specifications**

Casing material		non-conductive plastic (UL94V-0 rated)
Potting material		epoxy, (UL 94V-0 rated)
Weight		3.1 g (0.11oz) (SIP)/3.3 g (0.12oz) (SMD)
Soldering profile for SIP-package models		max. 265°C / 10 sec. (wave soldering)
Lead-free reflow solder process for SMD-package models		as per J-STD-020D.01 (to find at: <a href="http://www.jedec.org">www.jedec.org</a> - free registration required)
Moisture sensivity level (for SMD-package models)		level 2a as per J-STD-033B.01 (to find at: <a href="http://www.jedec.org">www.jedec.org</a> - free registration required)
Environmental compliance	- Reach - RoHS	<a href="http://www.tracopower.com/products/reach-declaration.pdf">www.tracopower.com/products/reach-declaration.pdf</a> RoHS directive 2011/65/EU

**EMC Consideration**

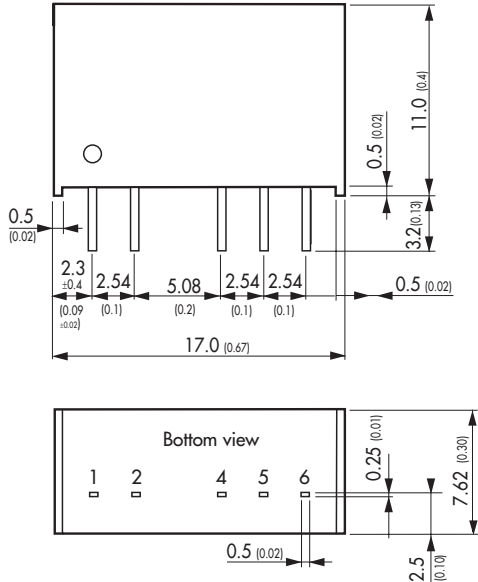
Filter suggestion for to comply with EN55022 class A conducted noise emission



Input models	C1	C2	L1
5 VDC	4.7µF /50V, 1210 X7R	220pF /2 kV, 1808 X7R	4.7µH / 1.2 A, SR0302
12 VDC	4.7µF /50V, 1210 X7R		4.7µH / 1.2 A, SR0302
24 VDC SIP	4.7µF /50V, 1210 X7R		18µH / 0.58 A, SR0302
24 VDC SMD	4.7µF /50V, 1210 X7R		12µH / 0.75 A, SR0302
48 VDC SIP	4.7µF /100V 1210 X7R		18µH / 0.58A, SR0302
48 VDC SMD	2.2µF / 00V 1210 X7R		18µH / 0.58A, SR0302

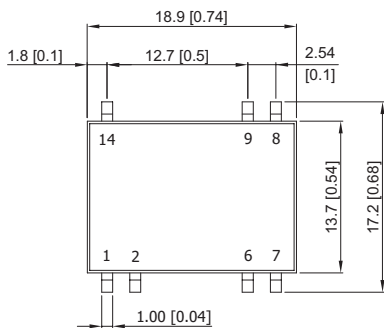
**Outline Dimensions mm (inches)**

**SIP-Package**



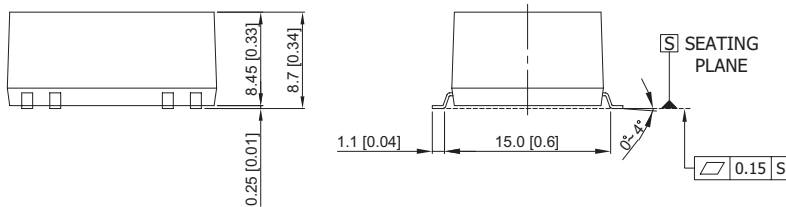
Pinout		
Pin	single output	dual output
1	-Vin (GND)	-Vin (GND)
2	+Vin (Vcc)	+Vin (Vcc)
4	+Vout	+Vout
5	No Pin	Common
6	-Vout	-Vout

**SMD-Package**



Pinout		
Pin	single output	dual output
1	-Vin (GND)	-Vin (GND)
2	Remote On/Off	Remote On/Off
6	ntc	Common
7	ntc	-Vout
8	+Vout	+Vout
9	-Vout	Common
14	+Vin	+Vin

ntc = not to connect to electrical circuit



Dimensions in [mm], ( ) = Inch  
Tolerances: ±0.5 (±0.02)  
Pin pitch tolerances: ±0.25 (±0.01)

Specifications can be changed without notice! Make sure you are using the latest documentation, downloadable at [www.tracopower.com](http://www.tracopower.com)

## X-ON Electronics

Largest Supplier of Electrical and Electronic Components

*Click to view similar products for [Isolated DC/DC Converters](#) category:*

*Click to view products by [TRACO Power](#) manufacturer:*

Other Similar products are found below :

[ESM6D044440C05AAQ](#) [FMD15.24G](#) [PSL486-7LR](#) [PSR152.5-7IR](#) [Q48T30020-NBB0](#) [AVO240-48S12B-6L](#) [AVO250-48S28B-6L](#) [NAN-0505](#) [HW-L16D](#) [JAHW100Y1](#) [217-1617-001](#) [22827](#) [SPB05C-12](#) [SQ24S15033-PS0S](#) [18952](#) [19-130041](#) [CE-1003](#) [CE-1004](#) [GQ2541-7R](#) [PSE1000DCDC-12V](#) [RDS180245](#) [MAU228](#) [419-2065-201](#) [449-2075-101](#) [J80-0041NL](#) [V300C24C150BG](#) [419-2062-200](#) [419-2063-401](#) [419-2067-101](#) [419-2067-501](#) [419-2068-001](#) [DCG40-5G](#) [DFC15U48D15](#) [449-2067-000](#) [XGS-0512](#) [XGS-1205](#) [XGS-1212](#) [XGS-2412](#) [XGS-2415](#) [XKS-1215](#) [033456](#) [NCT1000N040R050B](#) [SPB05B-15](#) [SPB05C-15](#) [SSQE48T25025-NAA0G](#) [L-DA20](#) [HP3040-9RG](#) [HP1001-9RTG](#) [XKS-2415](#) [XKS-2412](#)