



TLP621, TLP621-2, TLP621-4  
TLP621X, TLP621-2X, TLP621-4X

## HIGH DENSITY MOUNTING PHOTOTRANSISTOR OPTICALLY COUPLED ISOLATORS



### APPROVALS

- UL recognised, File No. E91231  
Package Code " EE "

### 'X' SPECIFICATION APPROVALS

- VDE 0884 in 3 available lead forms :  
- STD  
- G form  
- SMD approved to CECC 00802

### DESCRIPTION

The TLP621, TLP621-2 , TLP621-4 series of optically coupled isolators consist of infrared light emitting diodes and NPN silicon photo transistors in space efficient dual in line plastic packages.

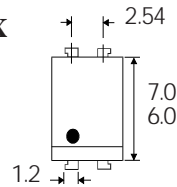
### FEATURES

- Options :-  
10mm lead spread - add G after part no.  
Surface mount - add SM after part no.  
Tape&reel - add SMT&R after part no.
- High Current Transfer Ratio ( 50% min)
- High Isolation Voltage (5.3kV<sub>RMS</sub>, 7.5kV<sub>PK</sub>)
- High BV<sub>CEO</sub> ( 55Vmin )
- All electrical parameters 100% tested
- Custom electrical selections available

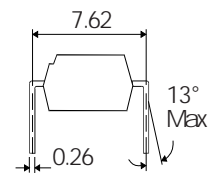
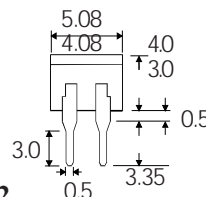
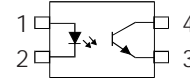
### APPLICATIONS

- Computer terminals
- Industrial systems controllers
- Measuring instruments
- Signal transmission between systems of different potentials and impedances

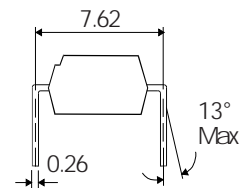
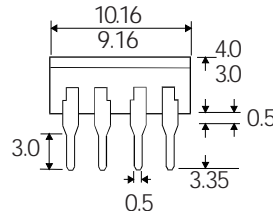
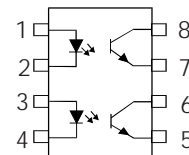
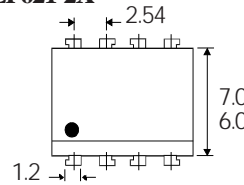
### TLP621 TLP621X



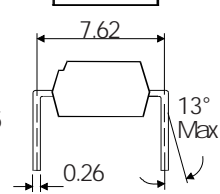
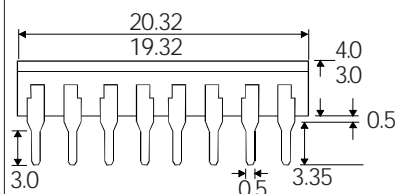
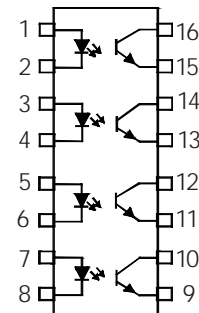
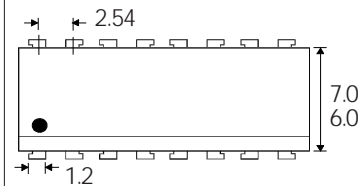
### Dimensions in mm



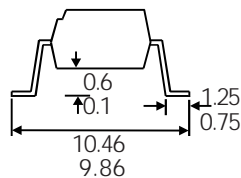
### TLP621-2 TLP621-2X



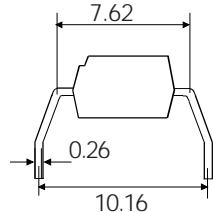
### TLP621-4 TLP621-4X



### OPTION SM SURFACE MOUNT



### OPTION G



### ISOCOM COMPONENTS LTD

Unit 25B, Park View Road West,  
Park View Industrial Estate, Brenda Road  
Hartlepool, Cleveland, TS25 1YD  
Tel: (01429) 863609 Fax :(01429) 863581

**ABSOLUTE MAXIMUM RATINGS**  
(25°C unless otherwise specified)

Storage Temperature \_\_\_\_\_ -55°C to +125°C  
 Operating Temperature \_\_\_\_\_ -30°C to +100°C  
 Lead Soldering Temperature  
 (1/16 inch (1.6mm) from case for 10 secs) 260°C

**INPUT DIODE**

Forward Current \_\_\_\_\_ 50mA  
 Reverse Voltage \_\_\_\_\_ 5V  
 Power Dissipation \_\_\_\_\_ 70mW

**OUTPUT TRANSISTOR**

Collector-emitter Voltage  $BV_{CEO}$  \_\_\_\_\_ 55V  
 Emitter-collector Voltage  $BV_{ECO}$  \_\_\_\_\_ 6V  
 Collector Current \_\_\_\_\_ 50mA  
 Power Dissipation \_\_\_\_\_ 150mW

**POWER DISSIPATION**

Total Power Dissipation \_\_\_\_\_ 200mW  
 (derate linearly 2.67mW/°C above 25°C)

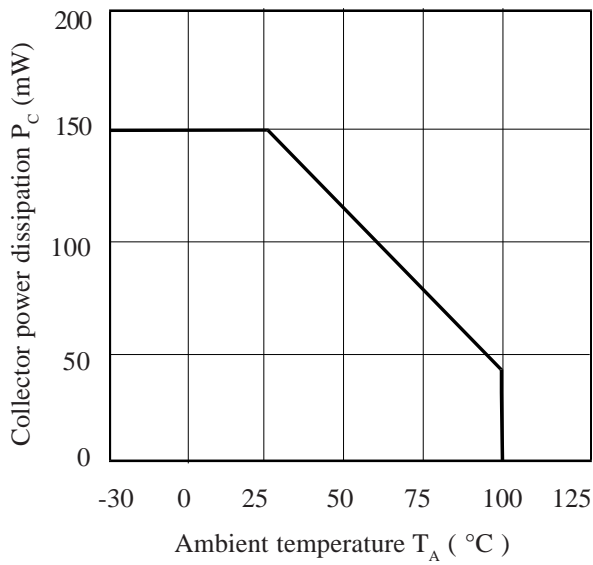
**ELECTRICAL CHARACTERISTICS (  $T_A = 25^\circ\text{C}$  Unless otherwise noted )**

PARAMETER		MIN	TYP	MAX	UNITS	TEST CONDITION
Input	Forward Voltage ( $V_F$ )	1.0	1.15	1.3	V	$I_F = 10\text{mA}$
	Reverse Current ( $I_R$ )			10	$\mu\text{A}$	$V_R = 5\text{V}$
Output	Collector-emitter Breakdown ( $BV_{CEO}$ ) (Note 2)	55			V	$I_C = 0.5\text{mA}$
	Emitter-collector Breakdown ( $BV_{ECO}$ )	6			V	$I_E = 100\mu\text{A}$
	Collector-emitter Dark Current ( $I_{CEO}$ )			100	nA	$V_{CE} = 24\text{V}$
Coupled	Current Transfer Ratio (CTR) (Note 2) TLP621, TLP621-2, TLP621-4	50		600	%	$5\text{mA } I_F, 5\text{V } V_{CE}$
	CTR selection available GB	100		600	%	$5\text{mA } I_F, 5\text{V } V_{CE}$
	BL	200		600	%	$5\text{mA } I_F, 5\text{V } V_{CE}$
	GR	100		300	%	$5\text{mA } I_F, 5\text{V } V_{CE}$
	Collector-emitter Saturation Voltage $V_{CE(SAT)}$			0.4	V	$8\text{mA } I_F, 2.4\text{mA } I_C$
	GB			0.4	V	$1\text{mA } I_F, 0.2\text{mA } I_C$
	Input to Output Isolation Voltage $V_{ISO}$	5300 7500			$V_{RMS}$ $V_{PK}$	See note 1 See note 1
	Input-output Isolation Resistance $R_{ISO}$	$5 \times 10^{10}$			$\Omega$	$V_{IO} = 500\text{V}$ (note 1)
Response Time (Rise), tr		4		$\mu\text{s}$	$V_{CE} = 2\text{V},$	
Response Time (Fall) Time, tf		3		$\mu\text{s}$	$I_C = 2\text{mA}, R_L = 100\Omega$	

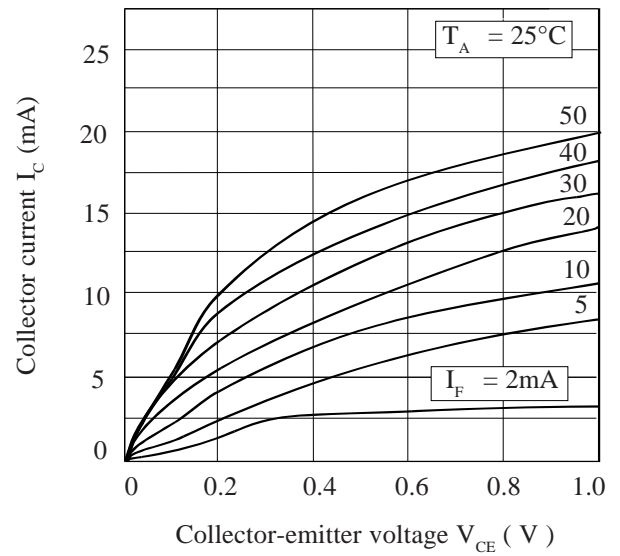
Note 1 Measured with input leads shorted together and output leads shorted together.

Note 2 Special Selections are available on request. Please consult the factory.

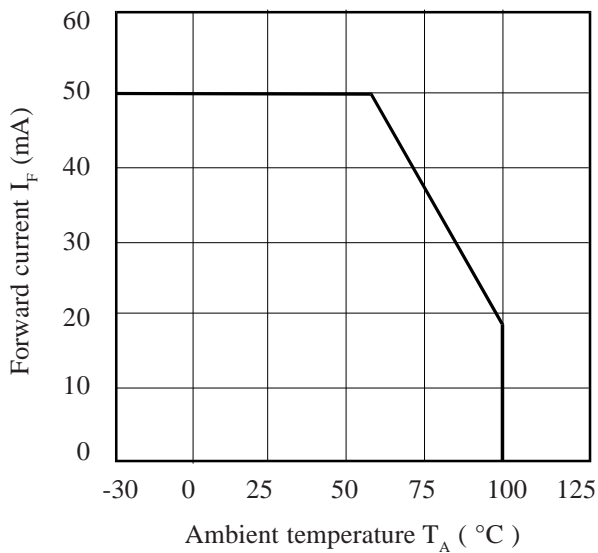
**Collector Power Dissipation vs. Ambient Temperature**



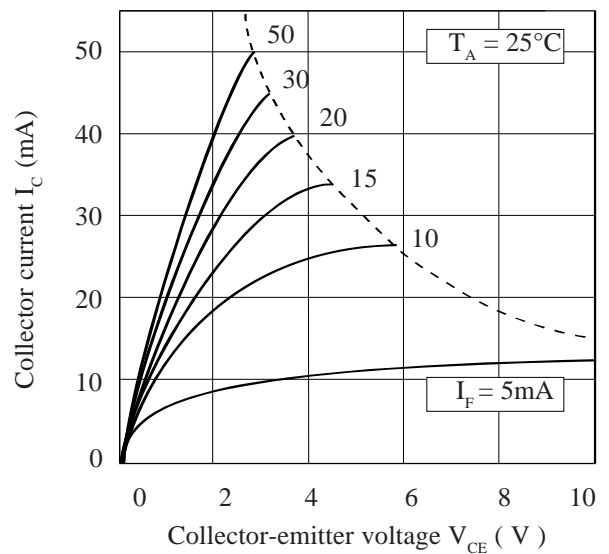
**Collector Current vs. Low Collector-emitter Voltage**



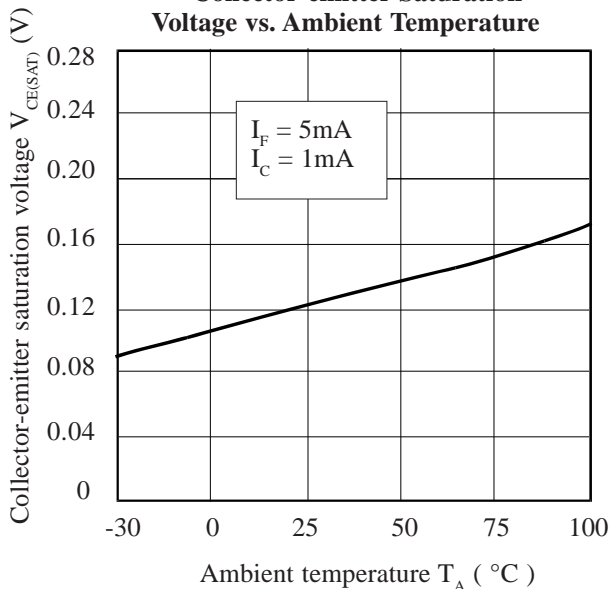
**Forward Current vs. Ambient Temperature**



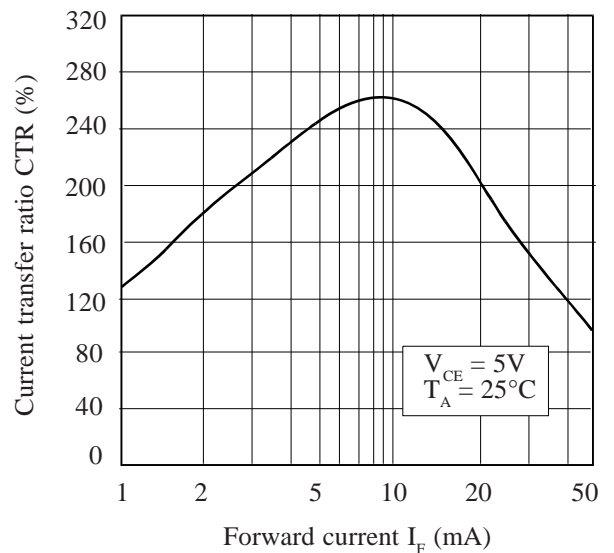
**Collector Current vs. Collector-emitter Voltage**



**Collector-emitter Saturation Voltage vs. Ambient Temperature**



**Current Transfer Ratio vs. Forward Current**



## X-ON Electronics

Largest Supplier of Electrical and Electronic Components

*Click to view similar products for [High Speed Optocouplers](#) category:*

*Click to view products by [Isocom](#) manufacturer:*

Other Similar products are found below :

[6N136F](#) [PS8502L2-AX](#) [ACNW261L-000E](#) [ACPL-344JT-000E](#) [ACPL-K49T-500E](#) [ACPL-K75T-000E](#) [ACPL-W21L-560E](#) [ACPL-K44T-500E](#) [TLP187\(TPL,E\(T](#) [TLP2601\(TP1,F\)](#) [610737H](#) [6N137A-X001](#) [6N137A-X017T](#) [6N139-X007T](#) [HCPL2630M](#) [HCPL2731SM](#) [TLP555\(F\)](#) [HCPL2630SM](#) [PS2841-4A-F3-AX](#) [PS9817A-1-F3-AX](#) [PS9821-2-F3-AX](#) [ORPC-817D](#) [ORPC-817M/C](#) [ORPC-817M/B](#) [PT17-51C/L129\(BIN2\)](#) [TLP521-4GBSM](#) [UMW817C](#) [6N137S1\(TA\)](#) [TLP521GB](#) [TLP521GB-S](#) [PS2501](#) [PS2501-S](#) [TLP785GB](#) [TLP785GB-S](#) [LTV-214-G](#) [TLP2766A\(E](#) [TLP2766A\(LF4,E](#) [LCR-0202](#) [EL814S1\(TA\)-V](#) [PC817X4NSZ2B](#) [CYPC817](#) [OR-MOC3023](#) [TLP267J\(TPL,E\(T](#) [TLP109\(TPL,E\(O](#) [EL2514S1\(TU\)\(CLW\)-G](#) [EL816S2\(C\)\(TU\)-F](#) [TLP281-4](#) [MOC3023M](#) [ACPL-K49T-060E](#) [ACPL-K75T-500E](#)