

(1,00 mm) .0394"

LOW PROFILE & ELEVATED ONE PIECE

SPECIFICATIONS

For complete specifications and recommended PCB layouts see www.samtec.com?FSI

Insulator Material:

Liquid Crystal
Polymer

Contact Material:

BeCu

Current Rating:

2.8 A per pin

(1 pin powered per row)

Operating Temp Range:

-55°C to +125°C

Plating:

Au over 50µ" (1,27 µm) Ni

RoHS Compliant:

Yes

Processing:

Lead-Free Solderable:

Yes

SMT Lead Coplanarity:

(0,10 mm) .004" max (05-30)

(0,15 mm) .006" max (50)


Compression Board:

Gold Pads required

ALSO AVAILABLE (MOQ Required)

- No alignment pin
 - Top side alignment pin
 - Bottom side alignment pin
 - Other platings
- Contact Samtec.

Choice of board stacking profiles



Short version or optional threaded inserts



• Threaded insert option

RECOGNITIONS

For complete scope of recognitions see www.samtec.com/quality



FSI	1	PINS PER ROW	BODY HEIGHT	PLATING OPTION
10, 20, 30 & 50 (Insert/Screw Option) 05, 10, 20, 30, 50 (Short Version)			-03 = 3,00 mm -06 = 6,00 mm -10 = 10,00 mm	-G = 10µ" (0,25 µm) Gold (-03 only) -L = 10µ" (0,25 µm) Gold on contact, Matte Tin on tail (Not available with -03 body height)

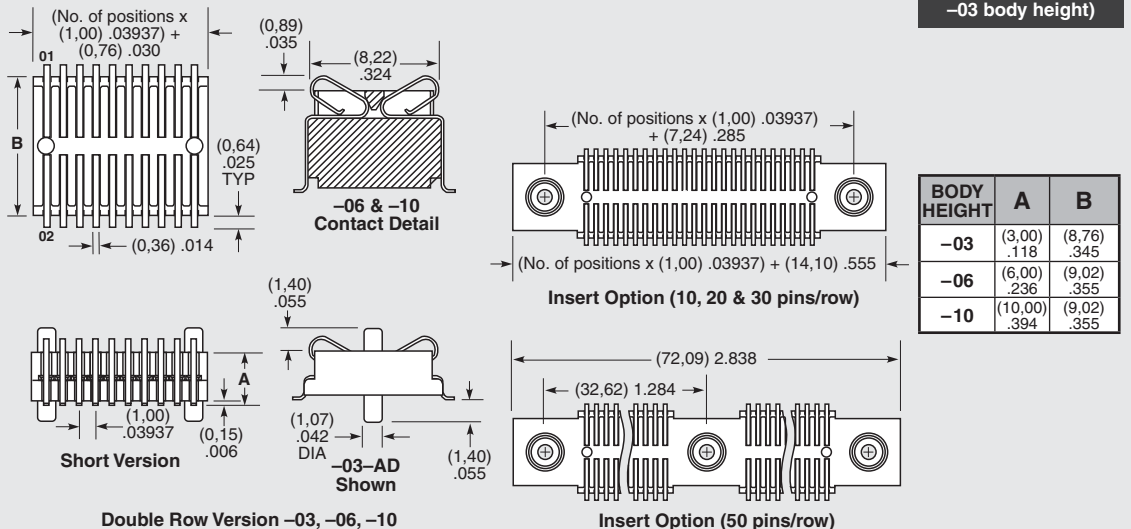
Note: Applications requiring 40-50 positions without threaded inserts, please contact Samtec Interconnect Processing Group.





Note: Some lengths, styles and options are non-standard, non-returnable.

Other Solutions


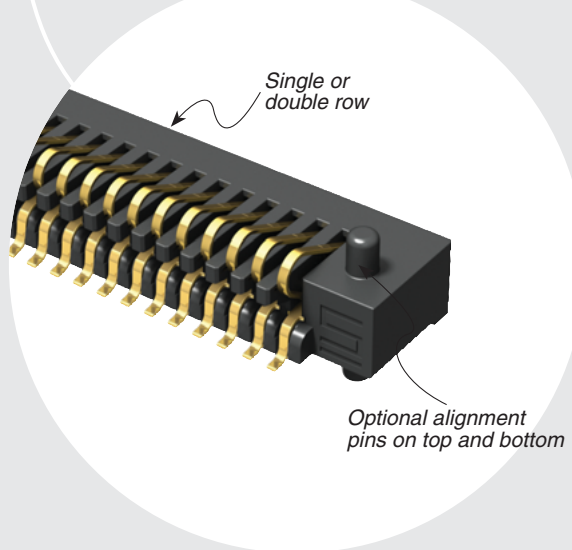
Low Profile
See SEI Series.

.100" Pitch
(2,54 mm)
See SIB Series.





FSI SERIES



ROW OPTION

-S
= Single Row
(Available with 5, 10 & 20 pins with -AD alignment pin)

-D
= Double Row

INSERT OPTION

Leave blank for Short Version
(No screw down inserts or holes)

-E
= #2-56 x 1/16" screw thread

-M
= 2,00 mm x 0,40 mm screw thread

ALIGNMENT OPTION

Leave blank for no Alignment Pin

-AD
= Alignment Pin Top & Bottom

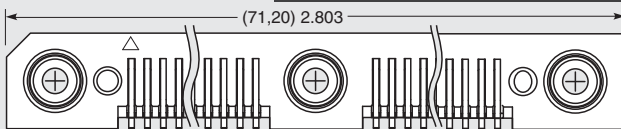
OTHER OPTION

-WT
= Weld Tab
(Available with -S row option & -06 & -10 body height only)

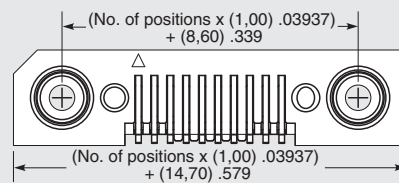
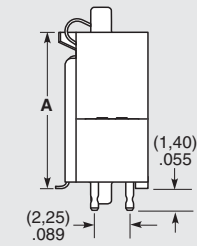
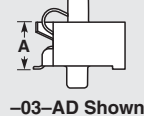
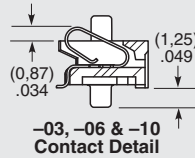
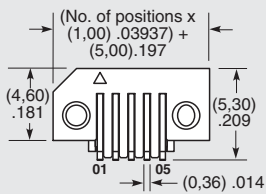
-K
= Polyimide Film Pick & Place Pad
(50 position with threaded insert option only)

-P
= Plastic Pick & Place Pad
(5,08 mm) .200" x (12,45 mm) .490"
(50 not available with -E)
(Not available with -S row option or -03 body height)

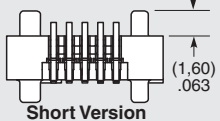
-TR
= Tape & Reel Packaging



Insert Option (50 pins/row)



Insert Option (10, 20 & 30 pins/row)



Single Row Version -03, -06, -10

X-ON Electronics

Largest Supplier of Electrical and Electronic Components

Click to view similar products for [Headers & Wire Housings](#) category:

Click to view products by [Samtec](#) manufacturer:

Other Similar products are found below :

[95000-104TRLF](#) [10135584-644402LF](#) [DF62W-EP2022PCA](#) [95000-106TRLF](#) [DF62W-2022SCA](#) [DF62W-EP2022PC](#) [2203348](#) [DF62W-2022SC](#) [1084018](#) [1029039](#) [1084017](#) [802-10-012-10-002000](#) [1112640](#) [1112639](#) [891-007-9SS-BST1T](#) [000-34000](#) [0008550134](#) [0009482033](#) [0009507031](#) [57102-F02-18ULF](#) [57102-S06-03LF](#) [57202-S52-04LF](#) [PCN6-15S-2.5E](#) [0039019024](#) [58102-G61-06LF](#) [582553-1](#) [0009485154](#) [0009508121](#) [0022285053](#) [0050291907](#) [018731A](#) [LY20-4P-DT1-P1E-BR](#) [02.125.8002.8](#) [60101931](#) [60598-1 \(Cut Strip\)](#) [M1625-3R/100](#) [61062-3](#) [61082-181009](#) [CSU011177004](#) [636-1427](#) [638009-1](#) [641938-9](#) [641991-4](#) [644168-1](#) [644827-2](#) [647662-1](#) [65039-019ELF](#) [65692-001LF](#) [65781-018](#) [65781-047](#)