


RADIAL LEADED PTC FT MODEL



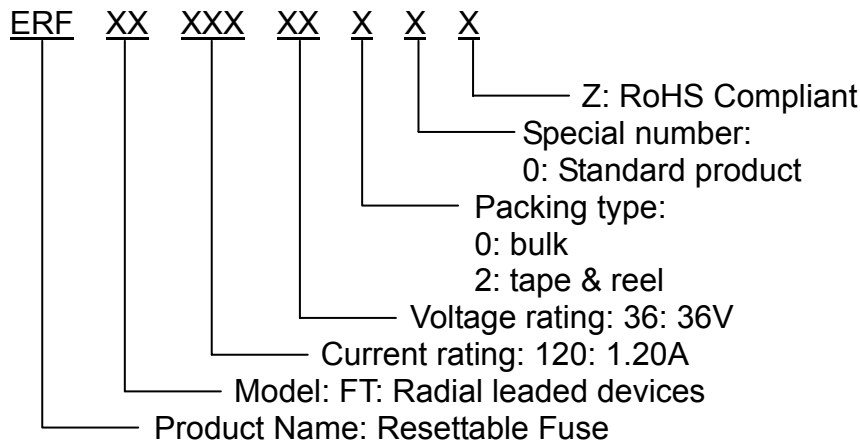
FEATURES

- Fast trip time, Lower trip-to-hold ratio.
- Radial-leaded product ideal for up to 36V
- Operation current: 0.5A~2.5A
- Maximum voltage: 36V
- Temperature range: -40°C to 85°C
- Cured, flame retardant epoxy polymer insulating material meets UL 94V-0 requirement
- Bulk packaging, tape and reel available on most models

APPLICATIONS

- IEEE 1394 FireWire
- Computer & Consumer electronics

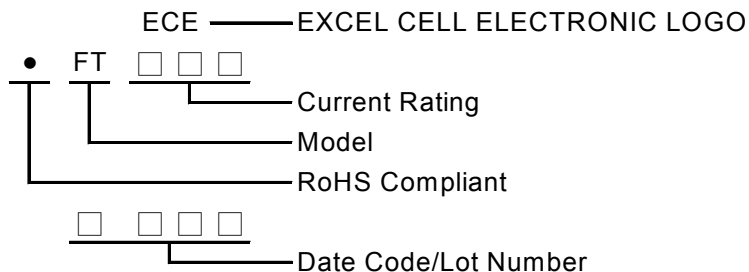
PART NUMBERING SYSTEM



Marking system



Example



*If the current rating is under 1Amp there will be no "ECE" logo shown on the body.

NOTE: Specifications subject to change without prior notice.

■ Electrical characteristics (23°C)

Part Number	Hold Current	Trip Current	Max. Time to trip	Maximum Current	Rated Voltage	Typical Power	Resistance Tolerance	
	I_H, A	I_T, A	at $5 \times I_H$	I_{MAX}, A	V_{MAX}, V_{DC}	P_d, W	R_{MIN}	R_{1MAX}
							Ω	Ω
FT050-36	0.50	1.00	5.0	40	36	0.67	0.140	0.448
FT075-36	0.75	1.50	4.0	40	36	0.71	0.115	0.368
FT090-36	0.90	1.80	3.5	40	36	0.74	0.090	0.288
FT120-36	1.20	2.30	3.5	40	36	0.78	0.074	0.180
FT135-36	1.35	2.50	4.5	40	36	0.84	0.059	0.143
FT160-36	1.60	2.75	4.5	40	36	0.86	0.041	0.131
FT190-36	1.90	3.00	3.5	40	36	0.90	0.045	0.092
FT220-36	2.20	3.50	6.5	40	36	0.95	0.025	0.080
FT250-36	2.50	4.00	8.0	40	36	0.99	0.020	0.064

I_H =Hold current-maximum current at which the device will not trip at 23°C still air.

I_T =Trip current-minimum current at which the device will always trip at 23°C still air.

V_{MAX} =Maximum voltage device can withstand without damage at rated current.

I_{MAX} = Maximum fault current device can withstand without damage at rated voltage (V max).

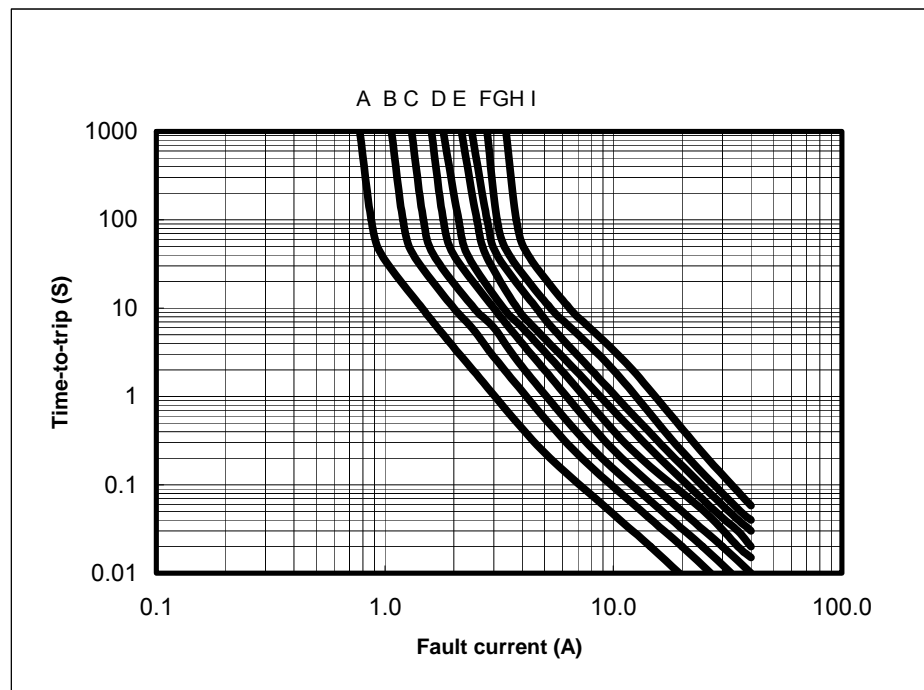
P_d =Typical power dissipated from device when in the tripped state in 23°C still air environment.

R_{MIN} =Minimum device resistance at 23°C.

R_{1MAX} =Maximum device resistance at 23°C 1 hour after tripping .

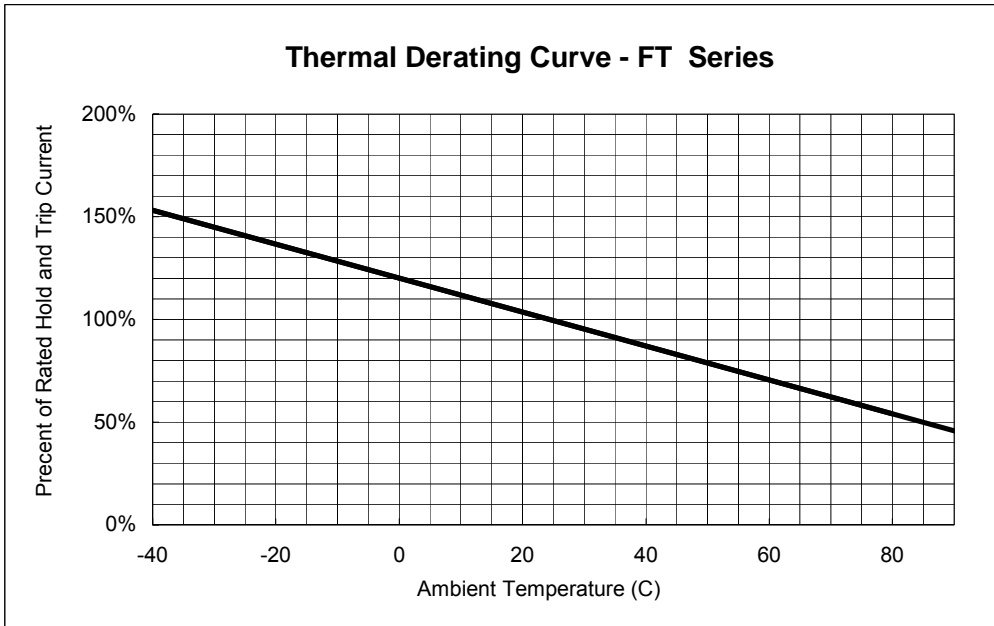
■ Typical Time-To-Trip at 23°C

A=FT050-36
 B=FT075-36
 C=FT090-36
 D=FT120-36
 E=FT135-36
 F=FT160-36
 G=FT190-36
 H=FT220-36
 I=FT250-36



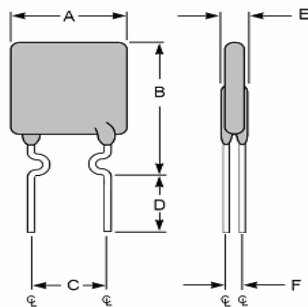
NOTE: Specifications subject to change without prior notice.

■ Thermal Derating Curve



■ FT Product Dimensions (UNIT: mm)

Part Number	A	B	C	D	E	F
	Maximum	Maximum	Typical	Minimum	Maximum	Typical
FT050-36	7.4	12.2	5.1	7.6	3.0	1.1
FT075-36	7.4	12.2	5.1	7.6	3.0	1.1
FT090-36	7.4	12.2	5.1	7.6	3.0	1.1
FT120-36	7.4	12.2	5.1	7.6	3.0	1.1
FT135-36	7.4	14.2	5.1	7.6	3.0	1.1
FT160-36	7.4	14.0	5.1	7.6	3.0	1.1
FT190-36	9.0	13.5	5.1	7.6	3.0	1.1
FT220-36	10.0	17.5	5.1	7.6	3.0	1.1
FT250-36	10.0	19.5	5.1	7.6	3.0	1.1



- Lead Size: 24AWG
- Φ 0.51mm Diameter

NOTE: Specifications subject to change without prior notice.

X-ON Electronics

Largest Supplier of Electrical and Electronic Components

Click to view similar products for [Specialty Fuses](#) category:

Click to view products by [ECC manufacturer](#):

Other Similar products are found below :

[63NZ02GL](#) [714125](#) [722134](#) [80NH00GR-6](#) [FWH-200A](#) [FWP-32A14F](#) [FWP-50](#) [HBM-25](#) [12LCT](#) [12TDLSJ63](#) [REN-3](#) [15.5CAVH2E](#) [ECF-2](#)
[ECF-4](#) [ECF-6](#) [170M0213](#) [170M1314](#) [170M1369-D](#) [170M3809D](#) [BK/F02A-2AS](#) [BK/F02B-1A](#) [N-2-1/2](#) [N-3-2/10](#) [NITD2](#) [20D16](#) [20D16SC](#)
[20D27FB](#) [KAA-3](#) [KAB-2](#) [KAB-30](#) [KAJ-60](#) [KAW-3](#) [2D16](#) [LKN-125B](#) [16D27SB](#) [170M1564D](#) [170M2616](#) [170M2668](#) [170M4161](#)
[170M4241](#) [170M4699](#) [ESD63](#) [ABS-25](#) [ABS-30](#) [ABS-8](#) [ACF-15](#) [ACF-30](#) [ACO-30](#) [SSD10](#) [200NH1M](#)