





(1.27 mm) .050"



FTSH-125-01-L-DV-EJ



FTSH-110-01-L-DV
FTSH-120-01-F-DV

SMT MICRO HEADER

SPECIFICATIONS

For complete specifications and recommended PCB layouts see www.samtec.com?FTSH

Insulator Material:

Black Liquid Crystal Polymer

Terminal Material:

Phosphor Bronze

Plating:

Sn or Au over

50µ" (1.27 µm) Ni

Current Rating (FTSH/CLP):

3.3 A per pin

(1 pin powered per row)

Operating Temp Range:

-55°C to +125°C

RoHS Compliant:

Yes

Processing:

Lead-Free Solderable:

Yes

SMT Lead Coplanarity:

-MT & -DV Tail Option:

(0.10 mm) .004" max (02-25)

-MT & -DH Tail Option:

(0.15 mm) .006" max (26-50)

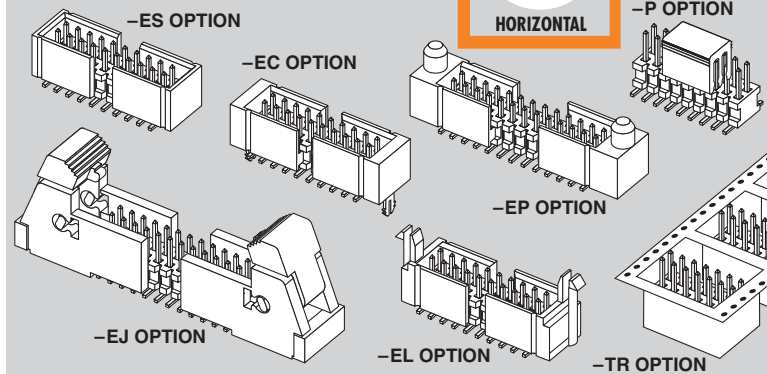
Mates with:
FFSD, FFTP, CLP, FLE

APPLICATIONS




HORIZONTAL

OPTIONS



OTHER SOLUTIONS



Ultra-low profile option available. End Shrouds available. Call for FTS Series specifications.

RECOGNITIONS

For complete scope of recognitions see www.samtec.com/quality



ALSO AVAILABLE (MOQ Required)

- Molded Pick & Place pads
 - Latches
 - Other platings
- Contact Samtec.

Note: Some sizes, styles and options are non-standard, non-returnable.

Note: See SFM/TFM for positive alignment feature.

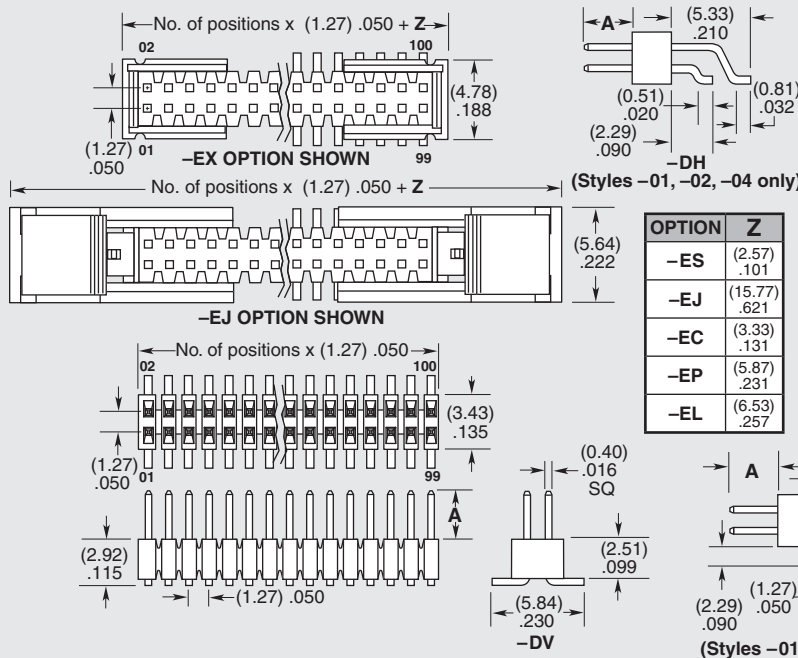
FTSH

1

NO. PINS PER ROW

LEAD STYLE

02 thru 50



| OPTION | Z |
|--------|--------------|
| -ES | (2.57) .101 |
| -EJ | (15.77) .621 |
| -EC | (3.33) .131 |
| -EP | (5.87) .231 |
| -EL | (6.53) .257 |

-01
= (3.05 mm) .120" Post
(Mates with FFSD, CLP-DH)


-02
= (1.91 mm) .075" Post
(Mates with FLE)

-03
= (1.65 mm) .065" Post
(Mates with CLP-D)


-04
= (3.81 mm) .150" Post

-05
= (4.32 mm) .170" Post
(Mates with CLP-BE)

| LEAD STYLE | A |
|------------|-------------|
| -01 | (3.05) .120 |
| -02 | (1.91) .075 |
| -03 | (1.65) .065 |
| -04 | (3.81) .150 |
| -05 | (4.32) .170 |




FTSH-116-02-L-DV




FTSH-110-01-F-DV



FTSH-112-02-L-DH

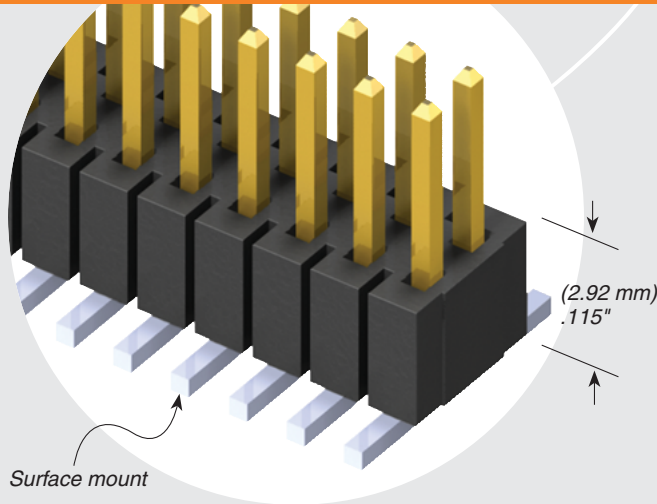


FTSH-116-03-L-DV-EP-P

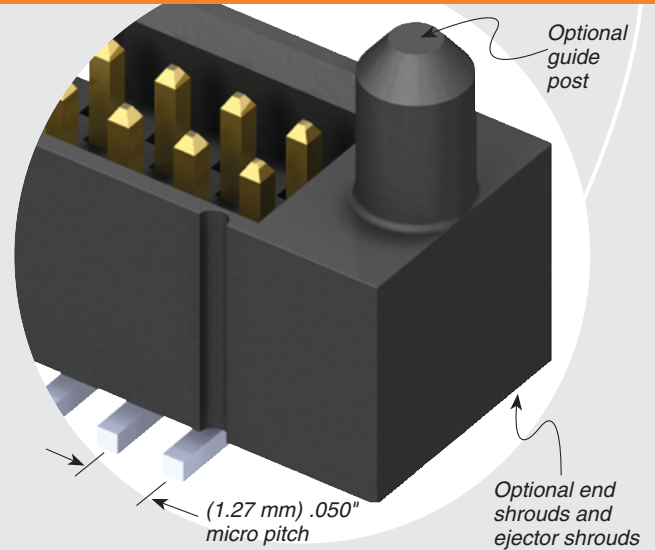


FTSH-130-02-L-DV-EP

FTSH SERIES



Surface mount



Optional guide post

Optional end shrouds and ejector shrouds

PLATING OPTION

- F**
= Gold flash on post, Matte Tin on tail
- L**
= 10µ" (0.25 µm) Gold on post, Matte Tin on tail

TAIL OPTION

- DV**
= Double Vertical
- DH**
= Double Horizontal (Styles -01, -02 & -04 only)
- MT**
= Mixed Technology (Styles -01, -02 & -04 only)

OPTION

- Leave Blank for -DH & -MT
- “XXX”**
= Polarized Position (Specify position of omitted pin) (Not available with -EX options)

FLEX SHROUD OPTIONS

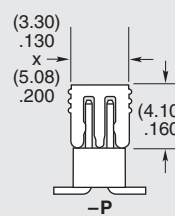
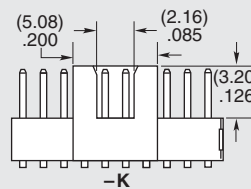
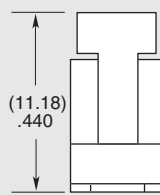
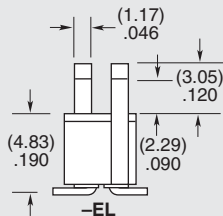
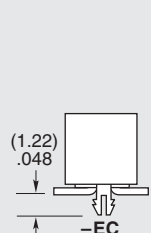
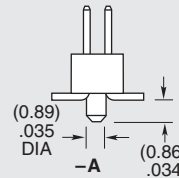
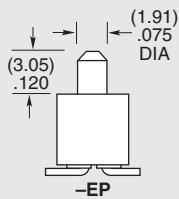
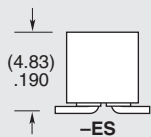
(Style -02 & -03 only, -DH & -MT not available)
9 pins/row minimum
(Other positions available. Call Samtec.)

- ES**
= End Shroud
- EC**
= End Shroud with Locking Clip (Manual placement required)
- EP**
= End Shroud with Guide Post

- EL**
= End Shroud with Board Lock (Boards are positively locked and cannot be unmated)
- EJ**
= Ejector Shroud (Style -01 only)
-DH & -MT not available
10 pins/row minimum
25 pins/row maximum

OTHER OPTIONS

- K**
= Keying Shroud (For mating with FFSD Style -01 only and 05, 08, 10, 13, 17, 20 & 25 pins/row only. 13, 17, 20 & 25 pins/row only with -EJ option) (-DV only)
- A**
= Alignment Pin (-DV 3 positions min.) (-DH 5 positions min.) (Metal or plastic at Samtec discretion)
- C**
= (5.00 mm) .197" DIA Polyimide film Pick & Place Pad (-DH only)
- P**
= Pick & Place Pad (-DV 4 positions min.) (-DH & -MT not available)
- TR**
= Tape & Reel Packaging (Flex Shroud options not available except -ES & -EJ)



X-ON Electronics

Largest Supplier of Electrical and Electronic Components

Click to view similar products for [Headers & Wire Housings](#) category:

Click to view products by [Samtec](#) manufacturer:

Other Similar products are found below :

[95000-104TRLF](#) [10135584-644402LF](#) [DF62W-EP2022PCA](#) [95000-106TRLF](#) [DF62W-2022SCA](#) [DF62W-EP2022PC](#) [2203348](#) [DF62W-2022SC](#) [1084018](#) [1029039](#) [1084017](#) [802-10-012-10-002000](#) [1112640](#) [1112639](#) [891-007-9SS-BST1T](#) [000-34000](#) [0008550134](#) [0009482033](#) [0009507031](#) [57102-F02-18ULF](#) [57102-S06-03LF](#) [57202-S52-04LF](#) [PCN6-15S-2.5E](#) [0039019024](#) [58102-G61-06LF](#) [582553-1](#) [0009485154](#) [0009508121](#) [0022285053](#) [0050291907](#) [018731A](#) [LY20-4P-DT1-P1E-BR](#) [02.125.8002.8](#) [60101931](#) [60598-1 \(Cut Strip\)](#) [M1625-3R/100](#) [61062-3](#) [61082-181009](#) [CSU011177004](#) [636-1427](#) [638009-1](#) [641938-9](#) [641991-4](#) [644168-1](#) [644827-2](#) [647662-1](#) [65039-019ELF](#) [65692-001LF](#) [65781-018](#) [65781-047](#)