






KNIPEX Tool Cases

Safe transport  
of valuable tools



## Tool Cases for individual equipment

 particularly suitable for the electrical domain

 particularly suitable for the sanitary domain

### Tool Case „Basic“



- ▶ ABS hard-shell construction
- ▶ with aluminium frame
- ▶ 15 kg maximum load

- ▶ with base tray, cover plate, document compartment, lid holder, metal hinges and hand-friendly handle

Article-No.	Description	Internal Dimensions	
		mm	g
00 21 05 LE	Tool Case „Basic“	440 x 350 x 180	4200

### Tool Case „Standard“



- ▶ ABS hard-shell construction
- ▶ aluminium frame
- ▶ hard-wearing Con-Pearl® tool boards with 21 push-in compartments
- ▶ keep-safe compartment 400 mm

- ▶ 20 kg maximum load
- ▶ base tray, height 58 mm, with tool plate with subdivisions for cover plate
- ▶ with tilting locks, sturdy handle and register hinges

Article-No.	Description	Internal Dimensions	
		mm	g
00 21 20 LE	Tool Case „Standard“	465 x 310 x 170	3700



Con-Pearl® tool board

### Tool Case „Classic I“



- ▶ ABS hard-shell construction
- ▶ with double aluminium frame
- ▶ 3 hard-wearing Con-Pearl® tool boards with a total of 50 push-in compartments
- ▶ document compartment in the lid

- ▶ base tray, height 58 mm, with cover plate
- ▶ ergonomic handle with padded grip recesses
- ▶ 30 kg maximum load
- ▶ barrel locks, register hinges with cover locking and bottom studs

Article-No.	Description	Internal Dimensions	
		mm	g
00 21 31 LE	Tool Case „Classic I“	460 x 360 x 165	4700


register hing:  
lid holder not necessary



- ▶ ABS hard-shell construction
- ▶ with double aluminium frame
- ▶ 3 hard-wearing Con-Pearl® tool boards with CP-7 tool holders
- ▶ document compartment in the lid
- ▶ base tray, height 58 mm, with cover plate
- ▶ ergonomic handle with padded grip recesses
- ▶ 30 kg maximum load
- ▶ barrel locks, register hinges with cover locking and bottom studs

Article-No.	Description	Internal Dimensions	g
		mm	
00 21 32 LE	Tool Case „Classic II”	460 x 310 x 165	4700

### Tool Case „Classic II”




CP-7 tool holders

- ▶ extra large in height, width and depth
- ▶ ABS hard-shell construction
- ▶ with double aluminium frame
- ▶ hard-wearing Con-Pearl® tool boards with a total of 40 push-in compartments
- ▶ document compartment in the lid + 2 keep-safe compartments 400 mm
- ▶ base tray, height 88 mm, with cover plate
- ▶ ergonomic handle with padded grip recesses
- ▶ 30 kg maximum load
- ▶ barrel locks, register hinges with cover locking and bottom studs

Article-No.	Description	Internal Dimensions	g
		mm	
00 21 33 LE	Tool Case „Comfort”	470 x 360 x 180	5100

### Tool Case „Comfort”



ergonomic handle with padded grip recesses

### Innovation: Space saving upright position. Easy access to the complete contents.

- ▶ ABS hard-shell construction
- ▶ sturdy aluminium frame with hooks for belt
- ▶ 2 tool boards with 13 push-in compartments each
- ▶ multi-purpose push-in facilities in the center board
- ▶ base tray, height 58 mm, with cover plate
- ▶ slide bottom studs to protect delicate surfaces
- ▶ 30 kg maximum load
- ▶ can be opened on one or both sides
- ▶ unlockable lid holder loops
- ▶ stands securely in any opening position

Article-No.	Description	Internal Dimensions	g
		mm	
00 21 40 LE	Tool Case „BIG Twin”	450 x 360 x 180	6600

### Tool Case „BIG Twin”



**New**

## Tool Cases for individual equipment

### Tool Case „New Classic Basic“



- ▶ side walls and bottom tray made of impact and moisture resistant double wall HDPE material
- ▶ front wall and lid made of calf leather
- ▶ fold-out front wall with 8 adjustable loops
- ▶ rear wall with injection-moulded loop holder with 11 loops
- ▶ with front pouch, ring caps, standard barrel locks, sturdy handle
- ▶ case reinforced with aluminium brackets

Article-No.	Description	Internal Dimensions	
		mm	g
00 21 02 LE	Tool Case „New Classic Basic“	420 x 160 x 250	2600

### Tool Case „New Classic Midi“



- ▶ side walls and bottom tray made of impact and moisture resistant double wall HDPE material
- ▶ front wall and lid made of calf leather
- ▶ fold-out front wall with 8 adjustable loops
- ▶ rear wall with 8 adjustable loops
- ▶ case reinforced with aluminium brackets
- ▶ PARAT barrel locks

Article-No.	Description	Internal Dimensions	
		mm	g
00 21 04 LE	Tool Case „New Classic Midi“	440 x 185 x 230	2900

### Tool Case „New Classic Maxi“



- ▶ side walls and bottom tray made of impact and moisture resistant double wall HDPE material
- ▶ front, rear and centre wall as well as the lid made of calf leather
- ▶ semi-fold-out front and rear walls with 9 loops each
- ▶ center wall with 10 loops and 8 adjustable loops as well as storage compartment
- ▶ case reinforced with aluminium brackets
- ▶ PARAT barrel locks

Article-No.	Description	Internal Dimensions	
		mm	g
00 21 06 LE	Tool Case „New Classic Maxi“	460 x 210 x 340	4700

## X-ON Electronics

Largest Supplier of Electrical and Electronic Components

*Click to view similar products for [knipex manufacturer](#):*

Other Similar products are found below :

[7006140](#) [74 06 200](#) [7902125](#) [86 03 300](#) [88 06 250](#) [92 22 13](#) [97 43 05](#) [97 49 08](#) [97 49 15](#) [98 03 09](#) [12 12 02](#) [92 32 29](#) [92 84 18](#) [95 12 200](#)  
[97 90 10](#) [98 03 11](#) [98 55](#) [34 12 130](#) [48 11 J1](#) [0301160](#) [09 02 240](#) [11 17 160](#) [64 62 120](#) [87 03 250](#) [00 20 09 V02](#) [00 20 16 P ESD](#) [00 20 18](#)  
[ESD](#) [00 21 35 LE](#) [02 02 225](#) [97 91 01](#) [97 54 26](#) [97 49 24](#) [48 21 J21](#) [41 04 250](#) [49 11 A4](#) [49 21 A41](#) [95 32 320](#) [02 06 200](#) [92 27 62](#) [88 02](#)  
[250](#) [79 52 125](#) [98 67 05](#) [97 68 145 A](#) [97 52 50](#) [95 36 315 A](#) [1301160](#) [12 80 040 SB](#) [77 32 120 H ESD](#) [78 91 125](#) [79 12 125](#)