

Q SERIES Ø8mm (.315") Panel Mount LED Indicators

Distinctive features and specification

VOY1507US

Features

- 8mm panel mounting LED indicator
- 5mm colored diffused epoxy lens or 5mm super/hyper bright LEDs
- Plated brass bezel finished in bright chrome, black chrome or satin grey
- Prominent, recessed and flush bezel styles
- 2VDC – 220VAC
- (2.8 x 0.8) solder lug/faston terminals, pins or (200mm long) wire terminations
- IP67 sealing option (EN60529)
- Supplied with fixing nut and spring washer

NB: UL Recognized Component



TECHNICAL SPECIFICATIONS

Voltage	Operating Voltage	Operating Current
	(Min to Max)	(Typical All Types)
2VDC (No Resistor)	1.8 to 2.5VDC	20mA*
6VDC	5.4 to 6.6VDC	20mA
12VDC	10.8 to 13.2VDC	20mA
24VDC	21.6 to 26.4VDC	20mA
28VDC	25.2 to 30.8VDC	20mA
110VAC	99 to 121VAC	20mA
220VAC	207 to 253VAC	20mA

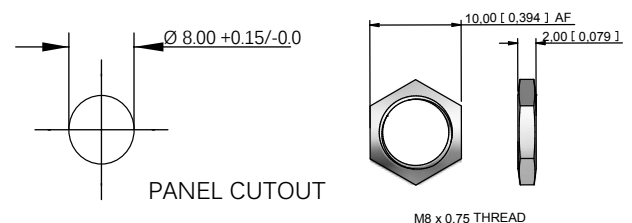
Max Reverse Voltage: 5V

Viewing Angle: 30–100° (dependant on model)

Life Expectancy: 100,000 hours

Operating Temperature Range: –40 to +85°C

Torque: 20 to 25cNm



Standard LED Intensity	Prominent and Recessed	Flush	Forward Voltage
HE Red	100mcd	12mcd	2.0V
Green	60mcd	8mcd	2.2V
Yellow	50mcd	6mcd	2.1V
Blue	1600mcd	200mcd	3.3V
White	1600mcd	500mcd	3.3V
Orange	45mcd	110mcd	2.2V
Bi-color (Typical) (Red/Green)	30/12mcd	15/10mcd	2.0V/2.2V
Tri-color (Typical) (Red/Green/Yellow)	60/15/13mcd	15/10/6mcd	2.0V/2.2V/2.1V

Bi-color - The color is changed by reversing the polarity of the supply voltage.

Tri-color - The indicator has red and green LEDs, when both connected yellow is produced.

Super Bright LED	Prominent and Recessed	Flush	Forward Voltage
HE Red	10,000mcd	1300mcd	2.2V
Green	10,000mcd	120mcd	3.3V
Yellow	3,300mcd	350mcd	2.0V
Blue	2,200mcd	280mcd	3.3V
White	2,500mcd	350mcd	3.3V
Orange	4,000mcd	500mcd	2.2V

Hyper Bright LED	Prominent and Recessed	Flush	Forward Voltage
HE Red	6,000mcd	980mcd	2.2V
Green	1,900mcd	300mcd	3.3V
Yellow	2,100mcd	250mcd	2.0V
Orange	4,500mcd	110mcd	2.2V

Luminous intensity will be reduced with lower operating current.

Note: The operating voltage must not be exceeded by more than 10% as this will result in reduced life expectancy.

The company reserves the right to change specifications without notice.

* Customer to supply resistor for desired operating current.

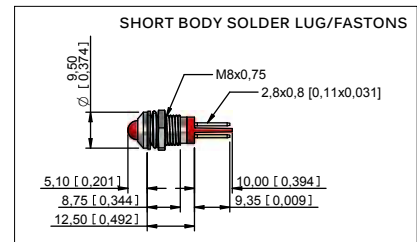
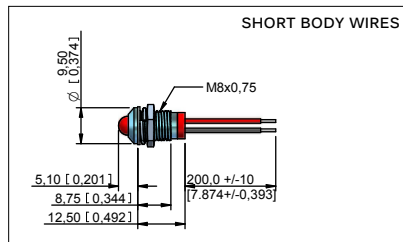
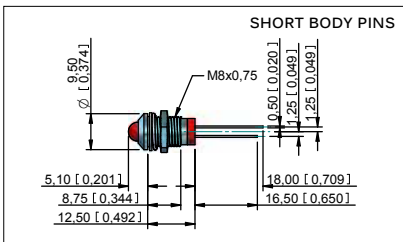
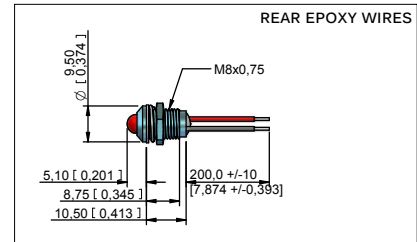
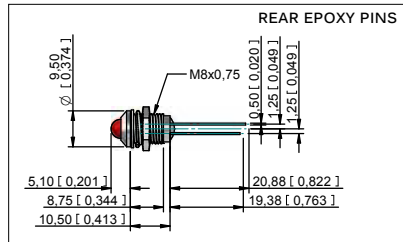
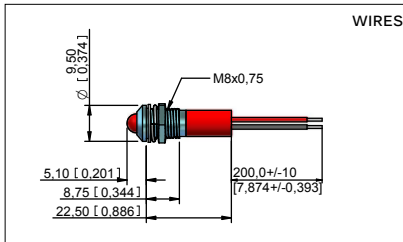
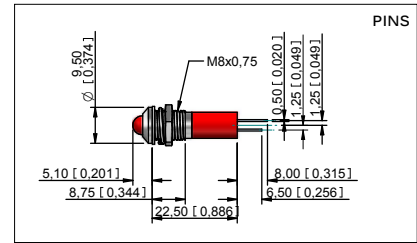
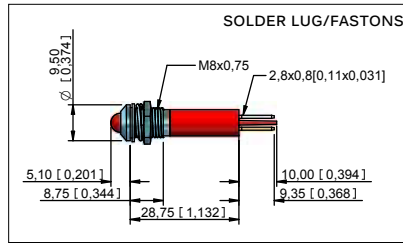
Luminous intensity is measured at 20mA on a discrete LED unless otherwise stated.

Luminous intensities and color shades of white LEDs may vary within a batch.

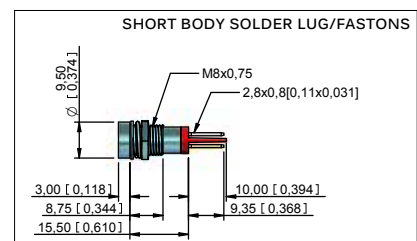
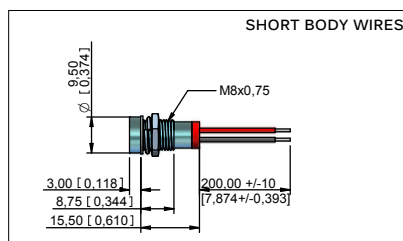
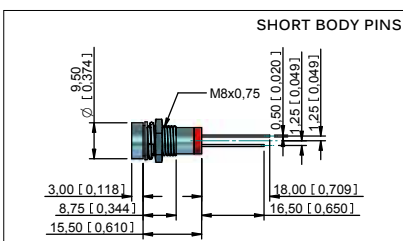
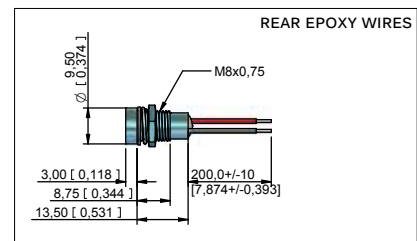
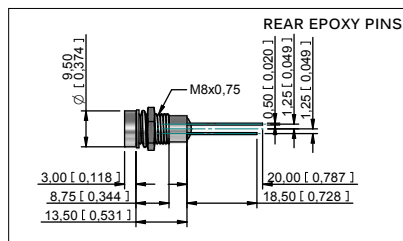
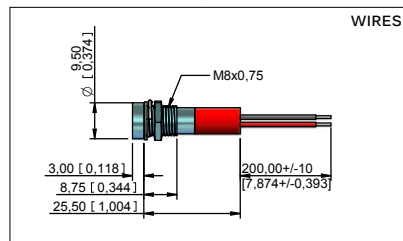
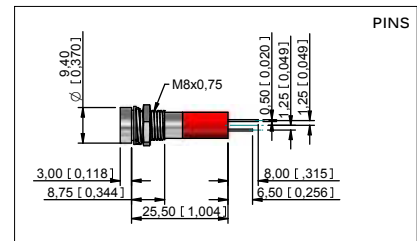
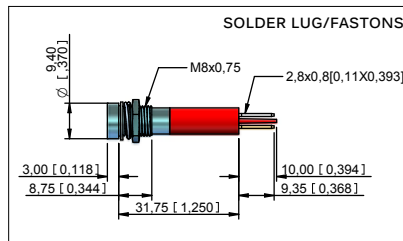
Q SERIES Ø8mm (.315") Panel Mount LED Indicators

Technical Drawings

PROMINENT BEZEL



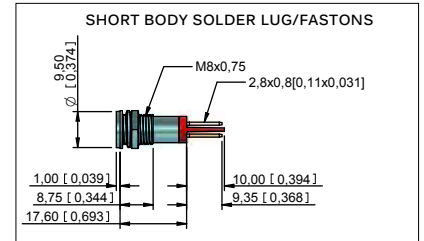
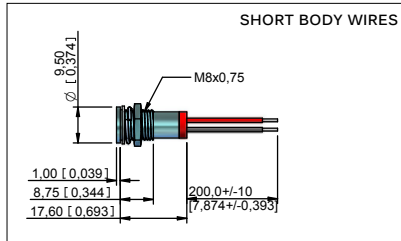
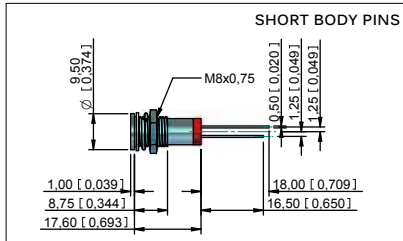
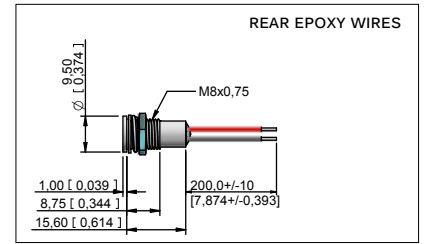
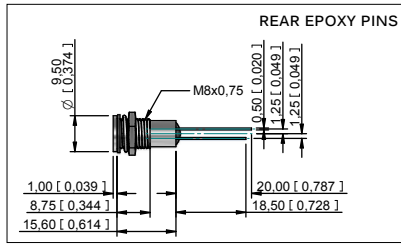
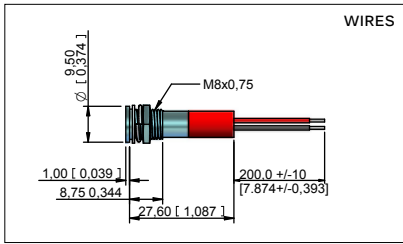
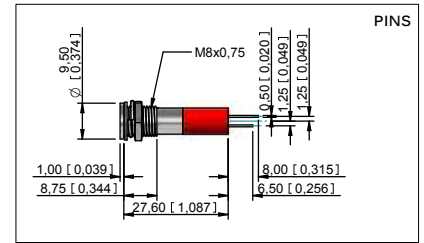
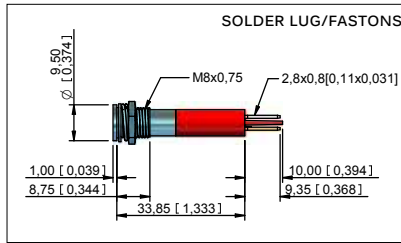
RECESSED BEZEL



Q SERIES Ø8mm (.315") Panel Mount LED Indicators

Technical Drawings

FLUSH BEZEL



Q SERIES Ø8mm (.315") Panel Mount LED Indicators

Overview

STANDARD OPTIONS

The Q8 Series is available with a range of standard options, to specify your LED, simply choose one option from each column. An example is shown below.

Q	8	P	8	G	XX	Y	12	E
SERIES	MOUNTING HOLE	BEZEL STYLE	TERMINALS	BEZEL FINISH	TYPE OF ILLUMINATION	LED COLOR	VOLTAGE	SEALING
Q	8 = Ø8mm	P = Prominent R = Recessed F = Flush	1 = Solder Lug/ Fastons (2.8 x 0.8) 2 = Pins 3 = Wires 4 = Rear epoxy Pins 5 = Rear epoxy Wires 6 = Short body Pins 7 = Short body Wires 8 = Short body Lug/ Fastons (2.0 x 0.8)	C = Bright Chrome B = Black Chrome G = Satin Grey	XX = Fixed Light KK = Flashing Light (12VDC-28VDC) YY = Bi-color ZZ = Tri-color	R = Red G = Green Y = Yellow B = Blue W = White O = Orange HR = Hyper Bright Red HG = Hyper Bright Green HY = Hyper Bright Yellow HO = Hyper Bright Orange SR = Super Bright Red SG = Super Bright Green SY = Super Bright Yellow SB = Super Bright Blue SW = Super Bright White SO = Super Bright Orange RG = Red/Green RY = Red/Yellow GY = Green/Yellow RYG = Red/Yellow/Green	02 = 2VDC 06 = 6VDC 12 = 12VDC 12A = 12VAC/DC 24 = 24VDC 24A = 24VAC/DC 28 = 28VDC 28A = 28VAC/DC 110 = 110VAC 220 = 220VAC	(Blank) = Unsealed E = IP67

Example Q8P3CXXY02E

Ø8mm, prominent bezel, 200mm wire termination bright chrome finish, fixed light, yellow 2VDC LED, IP67 panel sealed



- Gold Faston terminal denotes Anode (+), silver terminal denotes Cathode (-)
- Standard wire length is 200mm, 24AWG, red wire denotes Anode (+), black wire denotes Cathode (-) for other wire lengths consult APEM
- For LEDs with alternative voltages consult APEM
- Bi-color LEDs, by connecting the gold Faston (+) one colour is produced, by reversing the supply voltage another color is produced – Bi-colors are available up to 28VDC. [AC products not available]
- Take care when soldering to the Faston terminals (recommended solder temperature 270°C - 2 sec)
- Short body pins and wires are only available up to 28VDC
- Short body Fastons are only available without integral resistor (2VDC)
- Maximum panel thickness 7mm
- We recommend using Hyperbright or Superbright LEDs for use at 110VAC and 220VAC
- For resistorless versions (02) please pay attention to the forward voltage

X-ON Electronics

Largest Supplier of Electrical and Electronic Components

Click to view similar products for [apem](#) manufacturer:

Other Similar products are found below :

[48](#) [TW11GRY1](#) [SLB13814](#) [SLC120025](#) [DA04T](#) [Q6F1CXXB24](#) [SLG12004](#) [SLB1281R5](#) [DPL-02](#) [DA08](#) [5D15F1534](#) [M11L0A1M](#)
[M11L0B1M](#) [M21L0E1C](#) [M31L0M1M](#) [CW-A0BK1A00A0](#) [MAB6B](#) [A019101](#) [A019305](#) [A019409](#) [A029301](#) [A1PCA0X106J103](#)
[Q16F1BXXR12E](#) [Q22F1BXXY12E](#) [Q22F1CXXB24E](#) [Q22F1CXXG12E](#) [Q8P1BXXY110E](#) [Q8P3BXXG12E](#) [Q8P7BZZRYG12E](#)
[Q8R3BXXG02E](#) [121442RA](#) [HF-33S10](#) [HF44R11](#) [HF45R10](#) [HFX44S00](#) [DMR10](#) [DSR04T](#) [AV0830C900](#) [AV19810KMZB](#) [MSS22](#)
[BD150A01RE0000](#) [BD150D02BK1200](#) [HS1T24GA](#) [1D09034](#) [1Z03](#) [1ZZ](#) [NZAA0477](#) [NZAA1475](#) [NZAB1475](#) [NZAB1477](#)