

CRYSTAL OSCILLATOR


LOW-JITTER SAW OSCILLATOR

EG-2121 / 2102CA series

- Frequency range : 53.125 MHz to 700 MHz
- Supply voltage : 2.5 V (EG-2121CA)
3.3 V (EG-2102CA)
- Output : Differential LV-PECL or LVDS
- Function : Output enable(OE)
- Thickness : 1.2 mm Typ.
- Very low jitter and low phase noise by SAW unit.



Product Number (please contact us)
EG-2121CA: Q3805CAx0xxxx00
EG-2102CA: Q3806CA00xxxx00



Actual size

EG-2121CA

EG-2102CA

Specifications (characteristics)

Item	Symbol	EG-2121CA	EG-2102CA	EG-2121CA	EG-2102CA	Remarks
		Differential LV-PECL		LVDS		
Output frequency range	f_0	53.125 MHz to 500 MHz	100 MHz to 700 MHz	53.125 MHz to 700 MHz		Please contact us for inquiries regarding available frequencies.
Supply voltage	V_{cc}	2.5 V ± 0.125 V	3.3 V ± 0.3 V	2.5 V ± 0.125 V	3.3 V ± 0.3 V	
Temperature range	Storage temperature	-40 °C to +100 °C				Store as bare product after unpacking
	Operating temperature	P: 0 °C to +70 °C, R: -5 °C to +85 °C, S: -20 °C to +70 °C				
Frequency tolerance	f_{tol}	G: $\pm 50 \times 10^{-6}$, H: $\pm 100 \times 10^{-6}$				Please contact us for inquiries about S spec. P: 0 °C to +70 °C, R: -5 °C to +85 °C *1
Current consumption	I_{cc}	80 mA Max.	100 mA Max.	30 mA Max.	45 mA Max.	OE= V_{cc} , RL=50 Ω or 100 Ω
Disable current	I_{dis}	20 mA Max.	32 mA Max.	20 mA Max.	30 mA Max.	OE=GND
Symmetry	SYM	P: 45 % to 55 %	P: 45 % to 55 %	L: 45 % to 55 %	L: 45 % to 55 %	$f_0=350$ MHz (at outputs crossing point) *1
Output voltage	V_{OH}	1.55 V Typ.	2.35 V Typ.	—		DC characteristics
		$V_{cc}-1.025$ V to $V_{cc}-0.88$ V		—		
	V_{OL}	0.8 V Typ.	1.6 V Typ.	—		
	V_{OD}	—		350 mV Typ. 247 mV to 454 mV		Differential output, DC characteristics
	ΔV_{OD}	—		50 mV		
	V_{OS}	—		1.25 V Typ. 1.125 V to 1.375 V		
ΔV_{OS}	—		150 mV			
Output load condition	R_L	50 Ω		100 Ω		LV-PECL: Terminated to $V_{cc} - 2.0$ V LVDS: Connected between OUT to OUT
Output enable input voltage	V_{IH}	70 % V_{cc} Min.				OE terminal
Output disable input voltage	V_{IL}	30 % V_{cc} Max.				OE terminal
Rise time / Fall time	t_r / t_f	400 ps Max.				LV-PECL: 80 % to 20 % ($V_{OH}-V_{OL}$) LVDS: 80 % to 20 % ($V_{OD} \times 2$)
Start-up time	t_{str}	10 ms Max.				Time at minimum supply voltage to be 0 s
	t_{DJ}	0.2 ps Typ.				
	t_{RJ}	3 ps Typ.				
	t_{RMS}	3 ps Typ.				
	t_{p-p}	25 ps Typ.				
	t_{acc}	4 ps Typ.				
Phase Jitter	t_{PJ}	0.05 $\times 10^{-3}$ UI Typ.				Offset frequency: 12 kHz to 20 MHz
		1 ps Max.				
Frequency aging *3	f_{aging}	$\pm 10 \times 10^{-6}$ / year Max.				+25 °C, First year, $V_{cc}=2.5$ V, 3.3 V

*1 As per below table.

*2 Based on DTS-2075 Digital timing system made from WAVECREST with jitter analysis software VISI6.

*3 Except: **A

Output mode	P: Differential LV-PECL	D: Differential LV-PECL	L: LVDS	V: LVDS	
Frequency range	All range	$f_0 \leq 175$ MHz $f_0 \leq 350$ MHz	All range	$f_0 \leq 175$ MHz	
Symmetry	50 ± 10 % ($f_0 > 350$ MHz) 50 ± 5 % ($f_0 \leq 350$ MHz)	50 ± 2 %	50 ± 10 % ($f_0 > 350$ MHz) 50 ± 5 % ($f_0 \leq 350$ MHz)	50 ± 2 %	
Details of frequency tolerance					
Frequency tolerance	A *4	N *5	A *4	N *5	
	HP: $\pm 100 \times 10^{-6}$ (0°C to +70°C)	PHPA	PHPN	DHPA	DHPN
	HR: $\pm 100 \times 10^{-6}$ (-5°C to +85°C)	PHRA*6	PHRN*6	DHRA*6	DHRN*6
	GP: $\pm 50 \times 10^{-6}$ (0°C to +70°C)	PGPA*6	PGPN*6	DGPA*6	DGPN*6
	—	—	—	—	
	—	—	—	—	

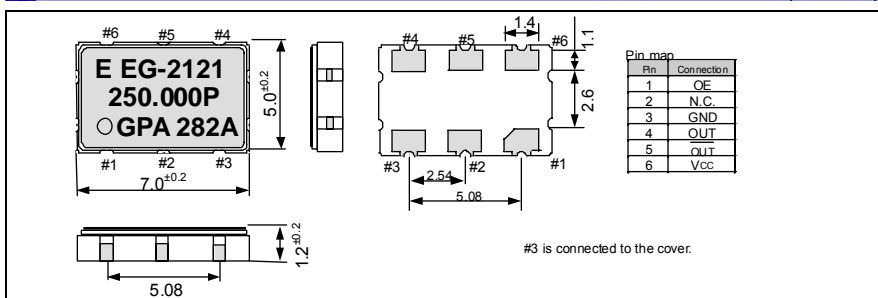
*4 This includes initial frequency tolerance, temperature variation, supply voltage variation, reflow drift, and aging (+25 °C, 10 years).

*5 This includes initial frequency tolerance, temperature variation, supply voltage variation, and reflow drift (except aging).

*6 53.125 MHz $\leq f_0 < 100$ MHz: Unavailable.

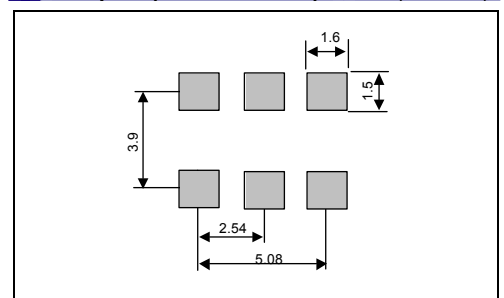
External dimensions

(Unit:mm)



Footprint (Recommended)

(Unit:mm)



“QMEMS” EPSON TOYOCOM

In order to meet customer needs in a rapidly advancing digital, broadband and ubiquitous society, we are committed to offering products that are one step ahead of the market and a rank above the rest in quality. To achieve our goals, we follow a “3D (three device) strategy” designed to drive both horizontal and vertical growth. We will to grow our three device categories of “Timing Devices”, “Sensing Devices” and “Optical Devices”, and expand vertical growth through a combination of products from these categories.

A Quartz MEMS is any high added value quartz device that exploits the characteristics of quartz crystal material but that is produced using MEMS (micro-electro-mechanical system) processing technology.

Market needs are advancing faster than previously imagined toward smaller, more stable crystal products, but we will stay ahead of the curve by rolling out products that exceed market speed and quality requirements. We want to further accelerate the 3D strategy by QMEMS.

Quartz devices have become crucial in the network environment where products are increasingly intended for broadband, ubiquitous applications and where various types of terminals can transfer information almost immediately via LAN and WAN on a global scale. Epson Toyocom Corporation addresses every single aspect within a network environment. The new corporation offers “Digital Convergence” solutions to problems arising with products for consumer use, such as, core network systems and automotive systems.



PROMOTION OF ENVIRONMENTAL MANAGEMENT SYSTEM CONFORMING TO INTERNATIONAL STANDARDS

At Epson Toyocom, all environmental initiatives operate under the Plan-Do-Check-Action(PDCA) cycle designed to achieve continuous improvements. The environmental management system (EMS) operates under the ISO 14001 environmental management standard.

ISO 14000 is an international standard for environmental management that was established by the International Standards Organization in 1996 against the background of growing concern regarding global warming, destruction of the ozone layer and global deforestation

All of our major manufacturing and non-manufacturing sites, in Japan and overseas, completed the acquisition of ISO 14001 certification. In the future, new group companies will be expected to acquire the certification around the third year of operations.

WORKING FOR HIGH QUALITY

In order to provide high quality and reliable products and services than meet customer needs, Epson Toyocom made early efforts towards obtaining ISO9000 series certification and has acquired ISO9001 for all business establishments in Japan and abroad. We have also acquired ISO/TS 16949 certification that is requested strongly by major automotive manufacturers as standard.

QS-9000 is an enhanced standard for quality assurance systems formulated by leading U.S. automobile manufacturers based on the international ISO 9000 series.

ISO/TS 16949 is a global standard based on QS-9000, a severe standard corresponding to the requirements from the automobile industry.

► Explanation of the mark that are using it for the catalog

	<ul style="list-style-type: none"> ► Pb free. ► Complies with EU RoHS directive.
	<ul style="list-style-type: none"> ► Pb free terminal designed. Contains Pb in products exempted by RoHS directive. (Contains Pb in sealing glass, high melting temperature type solder or other.) ► Complies with EU RoHS directive.
	<ul style="list-style-type: none"> ► The products have been designed for high reliability applications such as Automotive.

Notice

- This material is subject to change without notice.
- Any part of this material may not be reproduced or duplicated in any form or any means without the written permission of Epson Toyocom.
- The information, applied circuitry, programming, usage, etc., written in this material is intended for reference only. Epson Toyocom does not assume any liability for the occurrence of infringing on any patent or copyright of a third party. This material does not authorize the licensing for any patent or intellectual copyrights.
- Any product described in this material may contain technology or the subject relating to strategic products under the control of the Foreign Exchange and Foreign Trade Law of Japan and may require an export license from the Ministry of International Trade and Industry or other approval from another government agency.
- You are requested not to use the products (and any technical information furnished, if any) for the development and/or manufacture of weapon of mass destruction or for other military purposes. You are also requested that you would not make the products available to any third party who may use the products for such prohibited purposes.
- These products are intended for general use in electronic equipment. When using them in specific applications that require extremely high reliability, such as the applications stated below, you must obtain permission from Epson Toyocom in advance.
 - / Space equipment (artificial satellites, rockets, etc.) / Transportation vehicles and related (automobiles, aircraft, trains, vessels, etc.)
 - / Medical instruments to sustain life / Submarine transmitters / Power stations and related / Fire work equipment and security equipment
 - / traffic control equipment / and others requiring equivalent reliability.
- In this new crystal master for Epson Toyocom, product codes and markings will remain as previously identified prior to the merger. Due to the on-going strategy of gradual unification of part numbers, please review product codes and markings, as they will change during the course of the coming months.

We apologize for the inconvenience, but we will eventually have a unified part numbering system for Epson Toyocom that will be user friendly.

X-ON Electronics

Largest Supplier of Electrical and Electronic Components

Click to view similar products for [epson manufacturer](#):

Other Similar products are found below :

[MA-505 24.0000M-C3 ROHS](#) [MC-405 32.7680K-G3: ROHS](#) [FA-128 25.0000MF10Z-AC](#) [S5U13L02P00C100](#) [S5U13U11P00C100](#)
[SG5032CAN 10.000000M-TJGA3](#) [SG5032VAN 200.000000M-KEGA3](#) [SG-210STF 2.0480ML3](#) [SG-531P 7.3728MC:ROHS](#)
[X1G0044810005 SG7050CAN 10 MHZ](#) [S5U1C31W74T1300](#) [S5U1C17W04T2100](#) [IC Socket for 7050 case](#) [SG-210STF 40.0000ML](#) [TSX-3225 26.0000MF10Z-B6](#) [S5U13513P00C100](#) [SG-210STF 13.5600ML3](#) [SG5032CCN 16.000000M-HJGA3](#) [Q3851CA000055 XG-1000CA 50 MHZ](#) [EG-2121CA 644.53125MLGPA](#) [M160](#) [MA-506 4.0000M-C3 ROHS](#) [EG-2121CA2000000M-LGPAL3](#) [S5U13U00P00C100](#) [FA-118T 52.0000ME12Z-AC3](#) [SG-Writer-II](#) [S5U1C17001H3100](#) [S5U13513R00C100](#) [IC Socket for 5032 case](#) [SG-210STF 4.0960ML](#)
[S5U13517P00C200](#) [S5U13748P00C100](#) [S5U1C17W18T2100](#) [SG-310SCF 20.0000MM](#) [S5U13781R01C100](#) [Q336150110002 SG-615P 20 MHZ C](#) [MA-506 25.0000M-C3:ROHS](#) [S5U1C17M13T2100](#) [S5U1C17M13T1100](#) [TG-3541CE 32.7680KXB3](#) [FA-238 25.0000MB50X-C3](#) [RX-8803LC:UB3 PURE SN](#) [SG-3030LC 32.7680KB3, PURE SN](#) [SG-615P 8.0000MC3: ROHS](#) [Q3102JF010001 SG-3030JF 32.768KHZ B](#) [M150](#) [S5U1C17W15T2100](#) [FC-135 32.7680KA-K0](#) [XG-2121CA 156.2500M-PGSNB](#) [FA-128 25.0000MF20X-WX](#)