

**CRYSTAL OSCILLATOR
SPXO**

SG-310 series

- Frequency range : 2 MHz to 80 MHz
- Supply voltage : 1.8 V / 2.5 V / 3.3 V
- Current consumption : 1.5 mA Typ.
(SEF: 1.8 V No load condition 48 MHz)
- Function : Standby(\overline{ST})
- External dimensions : 3.2 x 2.5 x 1.05 mm



Product Number (please contact us)
Q33310xx0xxx00



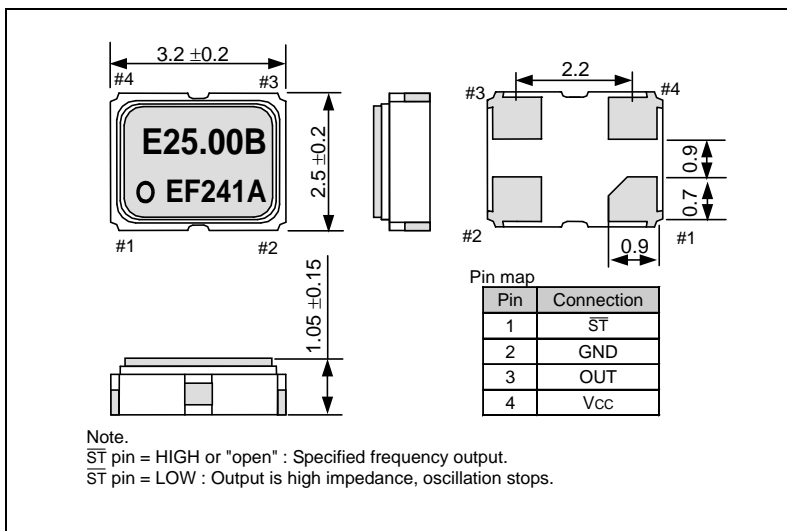
Actual size

Specifications (characteristics)

Item	Symbol	Specifications					Conditions / Remarks	
		SG-310 SEF	SG-310 SDF	SG-310 SCF	SG-310 SDN	SG-310 SCN		
Output frequency range	f_o	2.000 MHz to 48.000 MHz			3.000 MHz to 80.000 MHz			
Supply voltage	V_{CC}	1.8 V Typ. 1.6 V to 2.2 V	2.5 V Typ. 2.2 V to 3.0 V	3.3 V Typ. 2.7 V to 3.6 V	2.5 V Typ. 2.2 V to 2.7 V	3.3 V Typ. 2.7 V to 3.6 V		
Storage temperature	T_{stg}	-40 °C to +125 °C					Store as bare product.	
Operating temperature	T_{use}	-40 °C to +85 °C						
Frequency tolerance	f_{tol}	B: $\pm 50 \times 10^{-6}$, C: $\pm 100 \times 10^{-6}$					-20 °C to +70 °C	
		L: $\pm 50 \times 10^{-6}$, M: $\pm 100 \times 10^{-6}$					-40 °C to +85 °C	
		-			D: $\pm 20 \times 10^{-6}$, S: $\pm 25 \times 10^{-6}$		-20 °C to +70 °C	
		-			R: $\pm 25 \times 10^{-6}$		-30 °C to +85 °C	
		-			P: $\pm 20 \times 10^{-6}$		-30 °C to +85 °C	
Current consumption	I_{CC}	1.5 mA Max.	1.5 mA Max.	1.5 mA Max.	4.0 mA Max.	5.0 mA Max.	No load condition, 2 MHz < f_o ≤ 4 MHz	
		1.5 mA Max.	1.5 mA Max.	2.0 mA Max.			No load condition, 4 MHz < f_o ≤ 8 MHz	
		1.5 mA Max.	2.0 mA Max.	2.5 mA Max.			No load condition, 8 MHz < f_o ≤ 16 MHz	
		2.0 mA Max.	2.0 mA Max.	2.5 mA Max.			No load condition, 16 MHz < f_o ≤ 25 MHz	
		2.0 mA Max.	2.5 mA Max.	3.5 mA Max.			No load condition, 25 MHz < f_o ≤ 33 MHz	
		3.0 mA Max.	3.5 mA Max.	4.5 mA Max.			No load condition, 33 MHz < f_o ≤ 48 MHz	
Stand-by current	I_{std}	0.7 μ A Max. (0.2 μ A Typ.)	1.5 μ A Max. (0.5 μ A Typ.)	2.0 μ A Max. (1.0 μ A Typ.)	10 μ A Max.	7.0 mA Max.	No load condition, 48 MHz < f_o ≤ 80 MHz	
Symmetry	SYM	45 % to 55 %	45 % to 55 %	45 % to 55 %	45 % to 55 %	-	2 MHz < f_o ≤ 16 MHz	50 % V_{CC} level $L_{CMOS} \leq 15$ pF
		40 % to 60 %					16 MHz < f_o ≤ 40 MHz	
Output voltage	V_{OH}	90 % V_{CC} Min.					$I_{OH} = -3$ mA	
	V_{OL}	10 % V_{CC} Max.					$I_{OL} = 3$ mA	
Output load condition (CMOS)	L_{CMOS}	15 pF Max.						
Input voltage	V_{IH}	80 % V_{CC} Min.			70 % V_{CC} Min.		\overline{ST} terminal	
	V_{IL}	20 % V_{CC} Max.			30 % V_{CC} Max.			
Rise time / Fall time	t_r / t_f	4 ns Max.					20 % V_{CC} to 80 % V_{CC} level, $L_{CMOS} = 15$ pF	
Start-up time	t_{str}	10 ms Max.			2 ms Max.		$t=0$ at 90 % V_{CC}	
Frequency aging	f_{aging}	$\pm 5 \times 10^{-6}$ / year Max.			$\pm 3 \times 10^{-6}$ / year Max.		+25 °C, First year, $V_{CC} = 1.8$ V, 2.5 V, 3.3 V	
		-			$\pm 10 \times 10^{-6}$ Max.		+25 °C, 10 years	

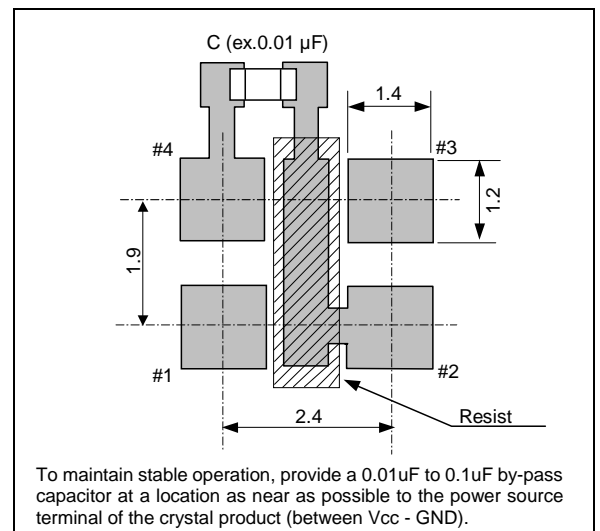
External dimensions

(Unit:mm)



Footprint (Recommended)

(Unit:mm)



PROMOTION OF ENVIRONMENTAL MANAGEMENT SYSTEM CONFORMING TO INTERNATIONAL STANDARDS

At Seiko Epson, all environmental initiatives operate under the Plan-Do-Check-Action (PDCA) cycle designed to achieve continuous improvements. The environmental management system (EMS) operates under the ISO 14001 environmental management standard.

All of our major manufacturing and non-manufacturing sites, in Japan and overseas, completed the acquisition of ISO 14001 certification.

ISO 14000 is an international standard for environmental management that was established by the International Standards Organization in 1996 against the background of growing concern regarding global warming, destruction of the ozone layer, and global deforestation.




WORKING FOR HIGH QUALITY

In order provide high quality and reliable products and services than meet customer needs,

Seiko Epson made early efforts towards obtaining ISO9000 series certification and has acquired ISO9001 for all business establishments in Japan and abroad. We have also acquired ISO/TS 16949 certification that is requested strongly by major automotive manufacturers as standard.

ISO/TS16949 is the international standard that added the sector-specific supplemental requirements for automotive industry based on ISO9001.

► Explanation of the mark that are using it for the catalog

	► Pb free.
	► Complies with EU RoHS directive. *About the products without the Pb-free mark. Contains Pb in products exempted by EU RoHS directive. (Contains Pb in sealing glass, high melting temperature type solder or other.)
	► The products have been designed for high reliability applications such as Automotive.

Notice

- This material is subject to change without notice.
- Any part of this material may not be reproduced or duplicated in any form or any means without the written permission of Seiko Epson.
- The information about applied circuitry, software, usage, etc. written in this material is intended for reference only. Seiko Epson does not assume any liability for the occurrence of infringing on any patent or copyright of a third party. This material does not authorize the licensing for any patent or intellectual copyrights.
- When exporting the products or technology described in this material, you should comply with the applicable export control laws and regulations and follow the procedures required by such laws and regulations.
- You are requested not to use the products (and any technical information furnished, if any) for the development and/or manufacture of weapon of mass destruction or for other military purposes. You are also requested that you would not make the products available to any third party who may use the products for such prohibited purposes.
- These products are intended for general use in electronic equipment. When using them in specific applications that require extremely high reliability, such as the applications stated below, you must obtain permission from Seiko Epson in advance.
/ Space equipment (artificial satellites, rockets, etc.) / Transportation vehicles and related (automobiles, aircraft, trains, vessels, etc.) / Medical instruments to sustain life / Submarine transmitters / Power stations and related / Fire work equipment and security equipment / traffic control equipment / and others requiring equivalent reliability.
- All brands or product names mentioned herein are trademarks and/or registered trademarks of their respective.

X-ON Electronics

Largest Supplier of Electrical and Electronic Components

Click to view similar products for [epson manufacturer](#):

Other Similar products are found below :

[MA-505 24.0000M-C3 ROHS](#) [MC-405 32.7680K-G3: ROHS](#) [FA-128 25.0000MF10Z-AC](#) [S5U13L02P00C100](#) [S5U13U11P00C100](#)
[SG5032CAN 10.000000M-TJGA3](#) [SG5032VAN 200.000000M-KEGA3](#) [SG-210STF 2.0480ML3](#) [SG-531P 7.3728MC:ROHS](#)
[X1G0044810005 SG7050CAN 10 MHZ](#) [S5U1C31W74T1300](#) [S5U1C17W04T2100](#) [IC Socket for 7050 case](#) [SG-210STF 40.0000ML](#) [TSX-3225 26.0000MF10Z-B6](#) [S5U13513P00C100](#) [SG-210STF 13.5600ML3](#) [SG5032CCN 16.000000M-HJGA3](#) [Q3851CA000055 XG-1000CA 50 MHZ](#) [EG-2121CA 644.53125MLGPA](#) [M160](#) [MA-506 4.0000M-C3 ROHS](#) [EG-2121CA2000000M-LGPAL3](#) [S5U13U00P00C100](#) [FA-118T 52.0000ME12Z-AC3](#) [SG-Writer-II](#) [S5U1C17001H3100](#) [S5U13513R00C100](#) [IC Socket for 5032 case](#) [SG-210STF 4.0960ML](#)
[S5U13517P00C200](#) [S5U13748P00C100](#) [S5U1C17W18T2100](#) [SG-310SCF 20.0000MM](#) [S5U13781R01C100](#) [Q336150110002 SG-615P 20 MHZ C](#) [MA-506 25.0000M-C3:ROHS](#) [S5U1C17M13T2100](#) [S5U1C17M13T1100](#) [TG-3541CE 32.7680KXB3](#) [FA-238 25.0000MB50X-C3](#) [RX-8803LC:UB3 PURE SN](#) [SG-3030LC 32.7680KB3, PURE SN](#) [SG-615P 8.0000MC3: ROHS](#) [Q3102JF010001 SG-3030JF 32.768KHZ B](#) [M150](#) [S5U1C17W15T2100](#) [FC-135 32.7680KA-K0](#) [XG-2121CA 156.2500M-PGSNB](#) [FA-128 25.0000MF20X-WX](#)