



range introduction

Logic Plus™ wiring devices from MK Electric have been designed to perfectly complement modern interiors, offering an unobtrusive and sophisticated look totally in keeping with today's design. Technically, they exceed British Standard requirements with patented features that make these products the most advanced and safest available.

Logic Plus™ products are made from a high grade thermoset material which has an inherent antimicrobial property. In recent independent tests, the Logic Plus™ products were equal to, or exceeded, competitor 'Anti-Bac' products when tested for resistance to MRSA, E.Coli, Salmonella and Klebsiella pneumoniae.

They are easy to install and available through our extensive distributor network.

The range is backed by MK's quality and reliability and provides the largest selection of wiring devices in any single range.

Echo™ is an innovative range of entirely wireless, batteryless and self powered switches, only available from MK Electric and in finishes to complement the Logic Plus™ range. Please see page 31 for details.

features and benefits

Total safety

3-pin operated 'child resistant shutter system', which is designed to inhibit access to the electricity supply, unless all 3 pins of a standard British 13A plug are in position. Logic Plus™ products include an inherent antimicrobial property as a result of the high grade thermoset material used to manufacture.

Unrivalled quality and reliability

Products are made from the very best materials and production processes. All products are 100% tested.

Quick and easy to install

Features to ensure a quick and easy installation come as standard across the range, including in-line terminals, funnel entrances to terminals, backed out and captive screws and clear terminal markings.

Outstanding range

Extensive selection of wiring devices providing a total solution.


20 year guarantee

Gives total peace of mind to you and your customers.
(10 year guarantee for electronic devices)

technical hotline +44 (0)1268 563720

white | wiring devices

CONTOURED TO BLEND INTO THE WALL



DOUBLE POLE SWITCHING

Switches both live and neutral (neutral makes first, breaks last) means added safety for the user

OPTIONAL NEON INDICATOR SHOWS WHEN SWITCH IS ON

3mm MINIMUM SWITCH CONTACT GAP

HIGH GLOSS, HIGH QUALITY THERMOSET MATERIAL

Inherent antimicrobial properties, resists scratching, maintains appearance

3-PIN "CHILD RESISTANT SHUTTER SYSTEM"

Designed to inhibit access to the electricity supply, unless all 3 pins of a standard British 13A plug are in position

TERMINAL SCREWS

Backed out and held captive within the terminal housing

IN-LINE TERMINALS

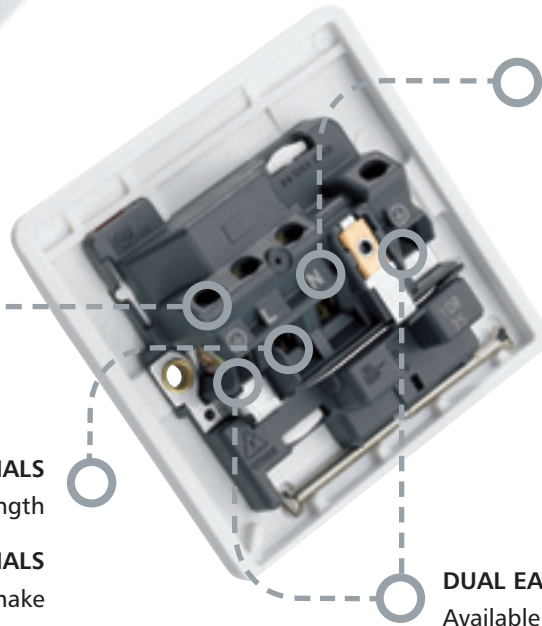
Allow wire to be cut stripped to the same length

FUNNEL ENTRANCE TO TERMINALS

Terminals are upwards facing to make installation easier

TERMINAL MARKINGS

Clearly marked on all rear mouldings



DUAL EARTH TERMINALS

Available for installations that require high integrity earthing

Comprehensive range of Part M compliant products including socket outlets with outboard rockers, wide rocker switches and graphite coloured frontplates

Combined TV, FM, DAB, satellite and telephone sockets save on installation time and space

Simple but effective screwless cord grip on connection units – securely holds the cable



Specification Notes



The 3 pin operated safety shutter makes Logic Plus™ sockets the safest available




Many sockets are fitted with two earth terminals to provide high integrity earthing



Terminals are grouped in-line with terminal screws backed out ready for easy wiring. Clear marking on dark background makes the terminals easily identifiable

Switchsocket Outlets

13 AMP
FLUSH



K2757WHI	10
K2757GRA	10
1 GANG DP WITH DUAL EARTH TERMINALS	
K2757D1RED	5
1 GANG DP WITH RED FRONTPLATE, RED ROCKER AND DUAL EARTH TERMINALS	
K2747WHI	50
2 GANG DP	
K2657WHI	10
K2657GRA	10
1 GANG DP WITH NEON AND DUAL EARTH TERMINALS	
K2657D1RED	5
1 GANG DP WITH RED FRONTPLATE, RED ROCKER, NEON AND DUAL EARTH TERMINALS	
K2647WHI	5
2 GANG DP WITH NEONS	
MOUNTING BOXES:	
FLUSH 25mm	3 GANG: K2153WHI
1 GANG: 861ZIC	DIMENSIONS:
2 GANG: 862ZIC	1 GANG: 86 x 86mm
FLUSH 35mm	2 GANG: 86 x 146mm
(for extra wiring space)	3 GANG: 86 x 206mm
1 GANG: 866ZIC	FIXING CENTRES:
2 GANG: 886ZIC	1 GANG: 60.3mm
3 GANG: K863	2 GANG: 120.6mm
SURFACE	3 GANG: 180.9mm
1 GANG: K2140WHI	BS 1363 Pt 2: 1995
2 GANG: K2142WHI	

K2757D1WHI	10
1 GANG DP WITH RED ROCKER AND DUAL EARTH TERMINALS	
K2757D2WHI	10
1 GANG DP WITH GREEN ROCKER AND DUAL EARTH TERMINALS	
K2747D1WHI	5
2 GANG DP WITH RED ROCKERS	
K2747D1RED	5
2 GANG DP WITH RED FRONTPLATE AND RED ROCKERS	
K2737WHI	5
3 GANG DP WITH DUAL EARTH TERMINALS	

High integrity earthing
K2757, K2657 and K2737 are fitted with two earth terminals to provide a double earth facility for use when installations require a high integrity protective connection as specified within BS 7671: 2008.
K2737
13A fuse protects all three outlets

WITH OUTBOARD
ROCKERS
13 AMP
FLUSH

K2746WHI	10
K2746GRA	10
2 GANG DP WITH OUTBOARD ROCKERS AND DUAL EARTH TERMINALS	
K2746CEWHI	10
2 GANG DP WITH OUTBOARD ROCKERS AND 'CLEAN EARTH' FACILITY	
K2476WHI	10
K2476GRA	10
2 GANG DP WITH OUTBOARD ROCKERS DUAL EARTH AND NEONS	
K2476CEWHI	10
2 GANG DP WITH OUTBOARD ROCKERS, NEONS AND 'CLEAN EARTH' FACILITY	

K2746CE is provided with facility for 'clean earth' connection.
DIMENSIONS:
86 x 146mm
FIXING CENTRES:
120.6mm
BS 1363 Pt 2: 1995

technical hotline +44 (0)1268 563720

white | wiring devices

Combination Plates

RCD PROTECTED
13 AMP
FLUSH

FILTERED
13 AMP
FLUSH

13 AMP
FLUSH



K2746D1WHI



K6211WHI




K6300WHI



K1816WHI



K2741WHI



K2746D1RED




K6231WHI



K6303WHI



K1826WHI



K2740WHI



K2746D2WHI



K6233WHI



K1800WHI

- K2746D1WHI** 10
K2746D1RED 10
2 GANG DP
WITH RED OUTBOARD ROCKERS
AND DUAL EARTH TERMINALS
- K2476D1WHI** 10
K2476D1RED 10
2 GANG DP
WITH RED OUTBOARD ROCKERS, NEONS
AND DUAL EARTH TERMINALS
- K2746D2WHI** 10
2 GANG DP
WITH GREEN OUTBOARD ROCKERS AND
DUAL EARTH TERMINALS

- K6211WHI** 1
2 GANG
10mA RATED TRIPPING CURRENT
ACTIVE CONTROL CIRCUIT
- K6231WHI** 1
2 GANG
30mA RATED TRIPPING CURRENT
ACTIVE CONTROL CIRCUIT
- K6233WHI** 1
2 GANG
30mA RATED TRIPPING CURRENT
PASSIVE CONTROL CIRCUIT

- K6300WHI** 1
1 GANG
30mA RATED TRIPPING CURRENT
ACTIVE CONTROL CIRCUIT
- K6303WHI** 1
1 GANG
30mA RATED TRIPPING CURRENT
PASSIVE CONTROL CIRCUIT

- K1816WHI** 1
2 GANG DP
SPIKE
- K1816KOWHI** 1
2 GANG DP
SPIKE WITH
TAMPERPROOF SCREW
- K1826WHI** 1
2 GANG DP
SPIKE AND RFI
- K1826KOWHI** 1
2 GANG DP
SPIKE AND RFI WITH
TAMPERPROOF SCREW
- K1800WHI** 5
REPLACEMENT FILTER CASSETTE

- K2741WHI** 1
2 GANG DP
COMBINATION PLATE WITH
4 X EURO APERTURE
- K2740WHI** 1
4 GANG DP
COMBINATION PLATE WITH
TV/FM/DAB/SAT X 2 QUAD,
TV, TELEPHONE AND
4 X EURO APERTURE

For sockets complying with Medical Electrical Installation Guidance Notes (MEIGaN), see page 158

MOUNTING BOXES:
FLUSH: 862ZIC (25mm)
FLUSH: 886ZIC (35mm for extra wiring space)
SURFACE: K2142WHI

K2746 and K2746D1 are fitted with two earth terminals to provide a double earth facility for use when installations require a high integrity protective connection as specified within BS 7671: 2008.

MOUNTING BOXES:
FLUSH: 886ZIC – 35mm deep
SURFACE: K2140WHI – 30mm deep
Earth pin operated shutter.

These a.c. and pulsating d.c. fault current sensitive products have up to 15mm thick frontplates and are suitable for boxes with 30mm min. depth and supply voltages of 240V 50Hz.

A 25mm deep box (862ZIC) can be used but conduit entry is restricted.

Refer to Sentrysocket section, page 292, for more information on active and passive control circuits.

DIMENSIONS: 86 x 146mm
FIXING CENTRES: 120.6mm
BS 7288: 1990

All units are a.c. and pulsating d.c. fault current sensitive devices.
Maximum total load 13A

MOUNTING BOXES:
FLUSH: 886ZIC
SURFACE: K2172WHI

K1816 provides filtering to reduce voltage spikes only.

K1826 provides two way filtering to reduce voltage spikes and radio frequency interference on the mains. Protected by thermal cut-out.

BS 5733: 2010

MOUNTING BOXES:
FLUSH 35mm
2 GANG: 857ZIC*
4 GANG: 853ZIC*
FLUSH 47mm
2 GANG: 858ZIC*
4 GANG: 854ZIC*


*Provides segregation between power and TV/FM/SAT/DAB/Euro Module sections

Switchsocket Outlets

NON STANDARD
13 AMP
FLUSH




K1257WHI



K1246WHI



K1257D1WHI



K1246D1WHI

K1257WHI 10
1 GANG DP

K1246WHI 10
2 GANG DP

K1257D1WHI 10
1 GANG DP
WITH RED ROCKER

K1246D1WHI 10
2 GANG DP
WITH RED ROCKERS

K1246D1RED 10
2 GANG DP
WITH RED FRONTPLATE
AND RED ROCKERS

MOUNTING BOXES:
FLUSH 25mm
1 GANG: 861ZIC
2 GANG: 862ZIC
FLUSH 35mm (for extra wiring space)
1 GANG: 866ZIC
2 GANG: 886ZIC
SURFACE
1 GANG: K2140WHI
2 GANG: K2142WHI
These products are provided with facilities for 'clean earth' connection and are suitable for non standard plugs with 'T' shaped earth pin.
DIMENSIONS: 1 gang: 86 x 86mm
2 gang: 86 x 146mm
FIXING CENTRES: 1 gang: 60.3mm
2 gang: 120.6mm
BS 1363 Pt 2: 1995 where relevant

ROUND PIN
FLUSH



K2891WHI



K2893WHI



K2493WHI

K2891WHI 10
1 GANG
5A DP SHUTTERED

K2893WHI 10
1 GANG
15A DP SHUTTERED

K2493WHI 10
1 GANG
15A DP SHUTTERED
WITH NEON

MOUNTING BOXES:
FLUSH:
861ZIC (25mm)
866ZIC (35mm for extra wiring space)
SURFACE:
K2140WHI
DIMENSIONS:
86 x 86mm
FIXING CENTRES:
60.3mm
BS 546: 1950

Socket Outlets


13 AMP
FLUSH



K780WHI



K781WHI



K781RED

K780WHI 10
1 GANG

K781WHI 10
K781RED 10
2 GANG
WITH DUAL EARTH TERMINAL

MOUNTING BOXES:
FLUSH 25mm
1 GANG: 861ZIC
2 GANG: 862ZIC
FLUSH 35mm (for extra wiring space)
1 GANG: 866ZIC
2 GANG: 886ZIC
SURFACE
1 GANG: K2140WHI
2 GANG: K2142WHI
K781 is fitted with two earth terminals to provide a double earth facility for use when installations require a high integrity protective connection as specified within BS 7671: 2008.
DIMENSIONS:
1 gang: 86 x 86mm
2 gang: 86 x 146mm
FIXING CENTRES:
1 gang: 60.3mm
2 gang: 120.6mm
BS 1363: Pt: 1995

ROUND PIN
FLUSH



K770WHI



K771WHI



K772WHI

K770WHI 10
1 GANG
2A SHUTTERED

K771WHI 10
1 GANG
5A SHUTTERED

K772WHI 10
1 GANG
15A SHUTTERED

MOUNTING BOXES:
FLUSH:
861ZIC (25mm)
866ZIC (35mm for extra wiring space)
SURFACE:
K2140WHI
DIMENSIONS:
86 x 86mm
FIXING CENTRES:
60.3mm
BS 546: 1950

15 AMP
127V
FLUSH
(NON UK)



K2251WHI



K2252WHI


K2251WHI 10
1 GANG
SHUTTERED
(NON UK)

K2252WHI 5
2 GANG
SHUTTERED
(NON UK)

MOUNTING BOXES:
FLUSH 25mm
1 GANG: 861ZIC
2 GANG: 862ZIC
FLUSH 35mm (for extra wiring space)
1 GANG: 866ZIC
2 GANG: 886ZIC
SURFACE
1 GANG: K2140WHI
2 GANG: K2142WHI
DIMENSIONS:
1 gang: 86 x 86mm
2 gang: 86 x 146mm
FIXING CENTRES:
1 gang: 60.3mm
2 gang: 120.6mm
SASO 2203:2003

Socket Outlets

16 AMP
2P + E
FLUSH
(NON UK)



K4150WHI

K4152WHI

Three Pole Fan Isolator

10 AMP
FLUSH



K4857WHI

K4859WHI

K4858

Shaver Socket Outlet


FLUSH



K700WHI

Shaver/Toothbrush Supply Units

FLUSH



K701WHI

K706WHI

K4150WHI

1 GANG
16A 250V
SHUTTERED
(NON UK)

K4152WHI

2 GANG
16A 250V
SHUTTERED
(NON UK)

10

K4857WHI

WITH SWITCHLOCK
AND PADLOCK

K4859WHI

WITHOUT SWITCHLOCK

K4858

SWITCHLOCK
FOR FAN ISOLATOR

K2000

PADLOCK

5

10

10

10

1

K700WHI

SHAVER SOCKET OUTLET
200-250 VOLTS 50/60Hz
FUSED

Incorporates a self-resetting
overload device, limiting
current to 20VA.

10

K701WHI

SHAVER/TOOTHBRUSH
SUPPLY UNIT
DUAL VOLTAGE
115/230V OUTPUT
(220/240V 50/60Hz INPUT)

K706WHI

SHAVER/TOOTHBRUSH
SUPPLY UNIT
DUAL VOLTAGE
115/230V OUTPUT
(120/130V 50/60Hz INPUT)
(NON UK)

1

1

MOUNTING BOXES:

FLUSH: (35mm)
1 GANG: 866ZIC
2 GANG: 886ZIC

SURFACE:
1 GANG: K2031WHI
2 GANG: K2172WHI

These products are not suitable for
installation in 25mm boxes

DIMENSIONS:
1 gang: 86 x 86mm
2 gang: 86 x 146mm

FIXING CENTRES:
1 gang: 60.3mm
2 gang: 120.6mm

IEC 60884-1: 2006

MOUNTING BOXES:

FLUSH:
3995ZIC

SURFACE:
K2160WHI

For local isolation of fans with or
without timers for repair or routine
maintenance.

DIMENSIONS:
86 x 86mm

FIXING CENTRES:
60.3mm

BS EN 60947-3: 1992

MOUNTING BOXES:

FLUSH:
861ZIC

SURFACE:
K2140WHI

**Must not be installed in a
bathroom or shower room.**

Designed for wiring onto
lighting circuits

DIMENSIONS:
86 x 86mm

FIXING CENTRES:
60.3mm

BS 4573: 1970

MOUNTING BOXES:

FLUSH: 878ZIC
SURFACE: K2172WHI

This design incorporates a double
wound isolating transformer rated
20VA at 230 or 115 volts it meets
BS EN 61558 making it safe for use
in bathrooms. Insertion of a shaver/
toothbrush plug automatically
switches on by energising the
primary side of the isolating
transformer – removal automatically
switches off. The transformer is
protected against overload by an
automatic solid
state overload device with
automatic resetting.

DIMENSIONS: 146 x 86mm
FIXING CENTRES: 120.6mm

BS EN 61558-2-5: 1998

Features and Benefits



A screwless cord grip automatically clamps and securely holds the cable in connection units with base and front flex outlets



Switched units are double pole with neutral pole contacts 'making' before and 'breaking' after live contacts. Rockers with built-in indicators are available



When servicing or repairing appliances, fuse carriers remain attached to the frontplate when opened and can be padlocked for safety



An optional tamperproof screw on fuse carriers is particularly useful for appliances in public areas



In-line terminals, backed out captive terminal screws and clear marking make wiring up easy

Connection Units

SWITCHED FLUSH



K330WHI	10
K330GRA	10
DP WITH FLEX OUTLET IN BASE AND THICK FRONTPLATE	
K370WHI	10
K370GRA	10
DP WITH NEON, FLEX OUTLET IN BASE AND THICK FRONTPLATE	
K370D1WHI	10
DP WITH NEON, FLEX OUTLET IN BASE, THICK FRONTPLATE AND RED ROCKER	
K1030WHI	10
DP WITH FRONT FLEX OUTLET	


MOUNTING BOXES:
K1030, K1040, K1060 and K1070
FLUSH: 866ZIC (35mm)
SURFACE: K2031WHI

K330 and K370
FLUSH: 866ZIC (35mm)
SURFACE: K2140WHI

All units are fitted with a 13A fuse-link to BS 1362. See page 206 for spare fuse-links.

The fuse carrier can be locked in the open position by removing the fuse and using K2000 fuse carrier padlock.

UNSWITCHED FLUSH



K1040WHI	10
DP	
K1040KOWHI	10
DP WITH TAMPERPROOF SCREW	
K1060WHI	10
DP WITH NEON	
K1060D1WHI	10
DP WITH NEON AND RED ROCKER	
K1070WHI	10
DP WITH FRONT FLEX OUTLET AND NEON	
K1070D1WHI	10
DP WITH FRONT FLEX OUTLET, NEON AND RED ROCKER	
K2000	1
PADLOCK (FOR FUSE CARRIER)	


K1030 and K1070 front flex outlet products cannot be mounted directly onto MK Cable Box K2131WHI. A mounting frame K2134WHI will have to be used between the product and the box.

Base entry frontplates are 12.5mm deep

DIMENSIONS:
86 x 86mm

FIXING CENTRES:
60.3mm

BS 1363 Pt 4: 1995



K337WHI	10
WITH FLEX OUTLET IN BASE AND THICK FRONTPLATE	
K337KOWHI	10
WITH FLEX OUTLET IN BASE, THICK FRONTPLATE AND TAMPERPROOF SCREW FOR FUSE CARRIER	
K377WHI	10
WITH FLEX OUTLET IN BASE, NEON AND THICK FRONTPLATE	

MOUNTING BOXES:

FLUSH:
866ZIC (35mm)

SURFACE:
K2140WHI

All units are fitted with a 13A fuse-link to BS 1362. See page 206 for spare fuse-links.

Base entry frontplates are 12.5mm deep

The fuse carrier can be locked in the open position by removing the fuse and using K2000 fuse carrier padlock

DIMENSIONS: 86 x 86mm
FIXING CENTRES: 60.3mm

BS 1363 Pt 4: 1995

Dual Switch

DP Switches

20 AMP
FLUSH



K5208WHI



K5207WHI

20 AMP
FLUSH



K5403WHI



K5423WHI



K5423WHWHI



K5423D1WHI

32 AMP
FLUSH



K5105WHI

50 AMP
MOULDED
FLUSH



K5205WHI



K5215CKWHI

50 AMP
METAL



K5230WHI



K5012WHI

K5208WHI
K5207WHI
WITH NEON

10
10

K5403WHI
WITH FLEX OUTLET IN BASE

K5423WHI
WITH FLEX OUTLET IN BASE
AND NEON

K5423WHWHI
WITH FLEX OUTLET IN BASE,
NEON AND MARKED
'WATER HEATER'.

K5423D1WHI
WITH FLEX OUTLET IN BASE,
NEON AND RED ROCKER

10
10
10
10

K5105WHI
WITH NEON
K5105GRA
WITH NEON

10
10

K5205WHI
K5215WHI
WITH NEON
K5215CKWHI
WITH NEON
AND MARKED 'COOKER'
K5215SHWHI
WITH NEON
AND MARKED 'SHOWER'

1
1
1
1

K5230WHI
WITH NEON
SURFACE MOUNTED

K5012WHI
WITH NEON
FLUSH MOUNTED

1
1

FOR CONTROLLING DUAL
IMMERSION HEATERS

MOUNTING BOXES:

FLUSH:
866ZIC (35mm)

SURFACE:
K2140WHI

Only mounting boxes with an earth
terminal should be used.

These products are marked 'on' and
'off' against the one-way DP switch
and 'sink' and 'bath' against the
two-way SP switch.

DIMENSIONS: 86 x 86mm
FIXING CENTRES: 60.3mm

BS EN 60669-1: 1999

MOUNTING BOXES:

FLUSH:
866ZIC (35mm)

SURFACE:
K2140WHI
K2031WHI (for extra wiring space)

Base entry frontplates are
12.5mm deep.

All switches are complete with
earth terminals.

Not recommended for switching
large banks of PCs.

DIMENSIONS:
86 x 86mm

FIXING CENTRES:
60.3mm

BS EN 60669-1: 1999

MOUNTING BOXES:

FLUSH:
866ZIC (6mm² conductors)
877ZIC (10mm² conductors)

SURFACE:
K2140WHI (6mm² conductors)
K2031WHI (10mm² conductors)

Supplied with 8 self-adhesive
plastic identification labels marked
hob, fan, oven, water heater,
shower, air conditioner, cooker and
washing machine.

Not recommended for switching
large banks of PCs.

DIMENSIONS: 86 x 86mm
FIXING CENTRES: 60.3mm

BS EN 60669-1: 1999

MOUNTING BOXES:

FLUSH:
886ZIC (6mm² conductors)
878ZIC (10mm² conductors)

SURFACE:
K2172WHI

K5205WHI and **K5215WHI**
Supplied with 8 self-adhesive
plastic identification labels marked
hob, fan, oven, water heater,
shower, air conditioner, cooker and
washing machine.

Not recommended for switching
large banks of PCs.

DIMENSIONS: 86 x 146mm
FIXING CENTRES: 120.6mm

BS EN 60669-1: 1999

K5230

Supplied with mounting box. Earth
terminal fitted on base of box.

Not recommended for switching
large banks of PCs.

DIMENSIONS: 150 x 89 x 50mm

KNOCKOUTS: 8 x 20mm

TERMINAL CAPACITY:
16mm² conductors

BS EN 60669-1: 1999

K5012

Not supplied with mounting box.
FLUSH: 5120ALM

Supplied with earth terminals.

Not recommended for switching
large banks of PCs.

DIMENSIONS: 178 x 165mm

BS EN 60669-1: 1999

Cooker Connection Unit

FLUSH



K5045WHI

Cooker Controls

45 AMP
MOULDED
FLUSH



K5060WHI



K5061WHI

45 AMP
MOULDED
SURFACE



K5040WHI




K5041WHI

45 AMP
METAL
FLUSH



K5011WHI

45 AMP
METAL
SURFACE



K5001WHI

K5045WHI**10****K5060WHI**

45A
DP MAIN SWITCH
AND 13A
SWITCHSOCKET OUTLET

K5061WHI

45A
DP MAIN SWITCH
AND 13A
SWITCHSOCKET OUTLET
WITH NEONS

1**K5040WHI**

45A
DP MAIN SWITCH
AND 13A
SWITCHSOCKET OUTLET

K5041WHI

45A
DP MAIN SWITCH
AND 13A
SWITCHSOCKET OUTLET
WITH NEONS

1**K5011WHI**

45A
DP MAIN SWITCH
AND 13A
SWITCHSOCKET OUTLET
WITH NEONS

1**K5001WHI**

45A
DP MAIN SWITCH
AND 13A
SWITCHSOCKET OUTLET
WITH NEONS

1

MOUNTING BOX

FLUSH:
877ZIC (46mm)

Supplied complete with terminal block, each terminal of which will accommodate up to two 10mm² conductors.

Moulded cover plate, cable clamp included.

DIMENSIONS:
86 x 86mm

FIXING CENTRES:
60.3mm

BS 5733: 2010

MOUNTING BOXES:

FLUSH:
886ZIC (Up to 6mm² conductor)
878ZIC (Up to 10mm² conductor)

Rotary operated shutter.

DIMENSIONS:
86 x 146mm

FIXING CENTRES:
120.6mm

BS 4177: 1992

Supplied complete with mounting box and cable restraint.

Fitted with earth terminals.

Rotary operated shutter.

DIMENSIONS:
86 x 146 x 60mm

BS 4177: 1992

MOUNTING BOX

FLUSH:
512OALM

Fitted with earth terminals.

Rotary operated shutter.

DIMENSIONS:
178 x 165mm

BS 4177: 1992

Supplied complete with mounting box.

Fitted with earth terminals.

Rotary operated shutter.

DIMENSIONS:
156 x 144 x 67mm

KNOCKOUTS:
5 x 25mm.
Two in each of top and bottom,
one in back.

BS 4177: 1992

PLATESWITCHES

Neon Locator



Side Access, Captive Terminal Screws

Top Access, Backed out and Captive Terminal screws

 10 AMP
FLUSH

 10 AMP
FLUSH

 20 AMP
FLUSH

 10 AMP
FLUSH


K3041



K4870GRA



K4871WHI



K4872WHI



K4872GRA



K4875WHI



K4873WHI



K4874WHI



K4879WHI



K4870D2WHI



K4871D2WHI



K4872D2WHI



K4878BWHI



K4878PWHI

K3041
NEON PLATESWITCH
LOCATOR
200-250V, 50Hz.
TUNGSTEN GLS LAMPS ONLY

5

K4870WHI
K4870GRA
1 GANG SP
ONE-WAY

K4871WHI
K4871GRA
1 GANG SP
TWO-WAY

K4872WHI
K4872GRA
2 GANG SP
TWO-WAY

 10
10

K4875WHI
1 GANG
INTERMEDIATE

K4876WHI
1 GANG DP
ONE-WAY

K4873WHI
3 GANG SP
TWO-WAY

K4874WHI
4 GANG SP
TWO-WAY

K4879WHI
6 GANG SP
TWO-WAY

 10
10

 10
10

10

K4870D2WHI
1 GANG SP
ONE-WAY

K4871D2WHI
1 GANG SP
TWO-WAY

K4872D2WHI
2 GANG SP
TWO-WAY

10

10

5

5

10

K4878BWHI
1 GANG SP
TWO WAY
PUSH SWITCH WITH BELL SYMBOL
PUSH TO MAKE OR BREAK

K4878PWHI
1 GANG SP
TWO WAY
PUSH SWITCH MARKED 'PRESS'
PUSH TO MAKE OR BREAK

10

10

10

10

Neon Plateswitch Locator is for use with any 1, 2 and 3 gang Logic Plus™ plateswitches.

Used for location of switches in dark situations.

FIXING CENTRES: 60.3mm

BS 5733: 2010

MOUNTING BOXES:

FLUSH:
1, 2 & 3 GANG: 3995ZIC
4 & 6 GANG: 862ZIC

SURFACE:
1, 2 & 3 GANG: K2160WHI
4 & 6 GANG: K2161WHI

These switches do not have to be derated when used with fluorescent or inductive loads.

K4871, K4872, K4873, K4874, K4879

These switches can be wired as either one-way or two-way.

DIMENSIONS:
1, 2 & 3 gang: 86 x 86mm
4 & 6 gang: 86 x 146mm

FIXING CENTRES:
1, 2 & 3 gang: 60.3mm
4 & 6 gang: 120.6mm

BS EN 60669-1: 1999

20A VERSIONS

K4870, K4873, K4874, K4875, K4871 & K4872 are all available as 20A SP versions. Use suffix D2WHI when ordering.

K4867WHI is 20A DP 1 way version of K4871.

K4868WHI is 20A DP 1 way version of K4872.

MOUNTING BOXES:

FLUSH:
3995ZIC

SURFACE:
K2160WHI

DIMENSIONS:
86 x 86mm

FIXING CENTRES:
60.3mm

BS EN 60669-1: 1999

PLATESWITCHES

Top Access, Backed out and Captive Terminal screws

WITH WIDE ROCKERS

10 AMP

FLUSH

Architrave Switches

10 AMP

FLUSH

Lockable Fire Alarm Isolator Switch

20 AMP DP

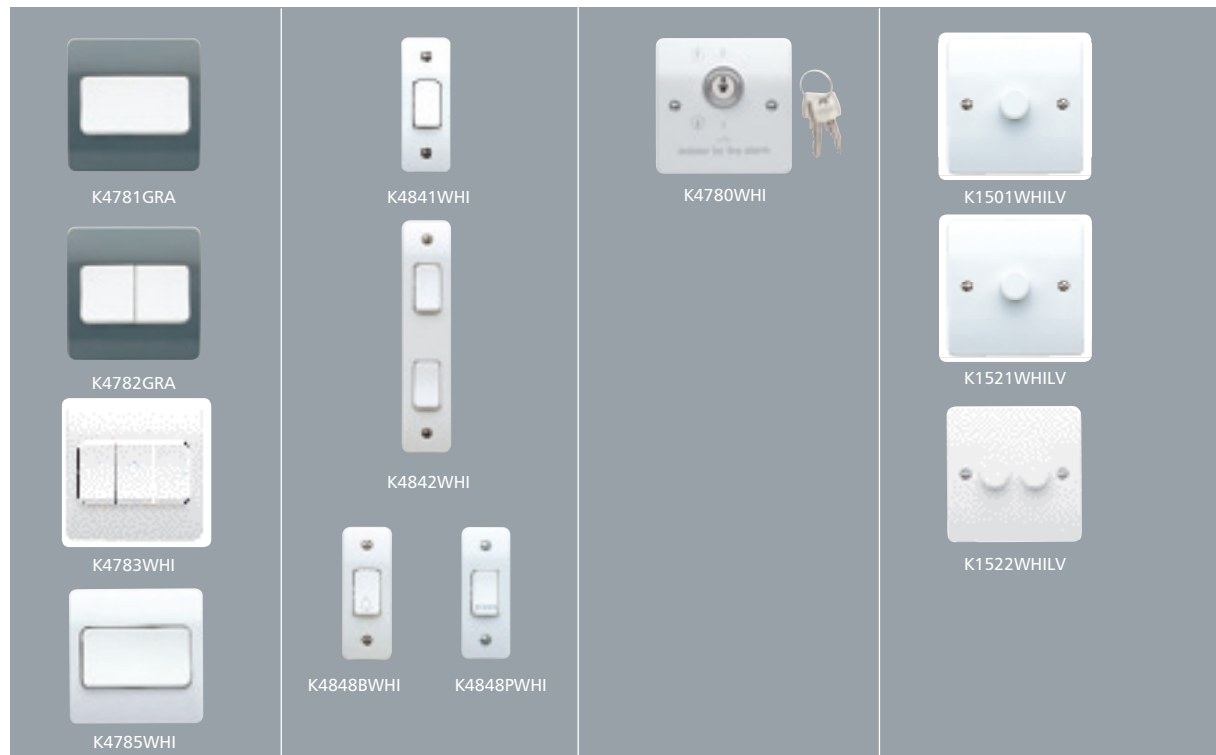
FLUSH

Intelligent Dimmer Switches

230V a.c. 50Hz
TUNGSTEN FILAMENT
AND LOW VOLTAGE
HALOGEN LIGHTING
FLUSH



Wide rocker plateswitches are not only a stylish alternative to standard plateswitches, but with the fixing screws hidden, the rocker cap acts as an additional barrier to prevent unwanted tampering in public areas. They are also very practical and easy to use for the young and elderly alike.

**K4781WHI****K4781GRA**

1 GANG SP TWO-WAY WITH WIDE ROCKER

K4782WHI**K4782GRA**

2 GANG SP TWO-WAY WITH WIDE ROCKERS

K4783WHI

3 GANG SP TWO-WAY WITH WIDE ROCKERS

K4785WHI**K4785GRA**

1 GANG SP INTERMEDIATE WITH WIDE ROCKER

MOUNTING BOXES:

FLUSH: 3995ZIC

SURFACE:

K2160WHI

K2140WHI (for extra wiring space)

These switches do not have to be derated when used with fluorescent or inductive loads.

DIMENSIONS: 86 x 86mm

FIXING CENTRES: 60.3mm

BS EN 60669-1: 1999

20A DP VERSIONS

K4787WHI is 20A DP 1 way version of K4781.

K4788WHI is 20A DP 1 way version of K4782.

BS EN 60669-1: 1999

10

10

10

10

10

10

10

K4841WHI

1 GANG SP TWO-WAY

K4842WHI

2 GANG SP TWO-WAY

K4848BWHI

1 GANG SP PUSH SWITCH WITH BELL SYMBOL PUSH TO MAKE OR BREAK

K4848PWHI

1 GANG SP PUSH SWITCH MARKED 'PRESS' PUSH TO MAKE OR BREAK

MOUNTING BOXES:

FLUSH:

1 GANG: 3921ZIC

2 GANG: 3922ZIC

SURFACE:

1 GANG: K2151WHI

2 GANG: K2152WHI

These switches do not have to be derated when used with fluorescent or inductive loads.

K4841, K4842 These switches can be wired as either one-way or two-way.

DIMENSIONS:

1 gang: 86 x 32mm;

2 gang: 146 x 32mm

FIXING CENTRES:

1 gang: 60.3mm;

2 gang: 120.6mm

BS EN 60669-1: 1999

5

5

5

5

K4780WHI

20A DP LOCKABLE FIRE ALARM ISOLATOR SWITCH

MOUNTING BOXES:

866ZIC

DIMENSIONS: 86 X 86MM

FIXING CENTRES: 60.3MM

BS 60669-2-4: 2005

The isolator has primarily been introduced for use in Alarm Systems that must comply with BS 5839-1:2002+A2:2008

1

K1501WHILV

1 GANG SINGLE

TWO WAY 60W/VA-500W/400 VA

K1521WHILV

1 GANG SINGLE

TWO WAY 40W/VA-300W/240 VA

K1522WHILV

1 GANG DOUBLE

TWO WAY 2 x 40W/VA-300W/240 VA

MOUNTING BOXES:

WITH/WITHOUT PATTRISS

(Patriss is supplied with K1501, K1521)

K1522

FLUSH: 861ZIC/866ZIC

SURFACE: K2140WHI

K1501, K1521

FLUSH:

with patriss: 16mm deep min 3995ZIC

without patriss: 25mm deep min 861ZIC

SURFACE: K2160WHI/K2140WHI

Dimmers comply with BS EN 55015 (CISPR 15) for RFI suppression.

Micro controller based circuitry to provide electronic soft-start and overload protection.

Suitable for use with good quality electronic or wire wound transformers. Can also be used with good quality mains voltage halogen lamps incorporating GU10 bases. Please check with lamp manufacturer to determine suitability.

DIMENSIONS: 86 x 86mm

FIXING CENTRES: 60.3mm

Conforms to BS EN 60669-2-1,

BS EN 55015

technical hotline +44 (0)1268 563720

white | wiring devices

Standard Dimmer Switches

230V a.c. 50Hz
TUNGSTEN FILAMENT
FLUSH



K1511WHI



K1531WHI



K1532WHI



K1533WHI

Dimmer Switches

230V a.c. 50Hz
COMPACT
FLUORESCENT
FLUSH



K1525WHI

Dimmer Switches (NON UK)

200-250V a.c.
50 or 60Hz
FLUSH



K1541WHI



K1561WHI



K1631WHI



K1661WHI

Blank Plates


FLUSH



K3825WHI



K3827WHI



K3828WHI



K5033WHI

Flex Outlet Frontplate

FLUSH



K1090WHI

K1511WHI
1 GANG SINGLE
ONE WAY 65-450W

K1531WHI
1 GANG SINGLE
ONE WAY 40-250W

K1532WHI
1 GANG DOUBLE
ONE WAY 2 x 40-250W

K1533WHI
1 GANG DOUBLE
TWO WAY 2 x 40-250W

K1534WHI
1 GANG SINGLE
TWO WAY 40-250W

K1535WHI
1 GANG SINGLE
TWO WAY 65-450W

MOUNTING BOXES:

FLUSH: 861ZIC-25mm deep. With pattress: 3995ZIC-16mm deep min
SURFACE: K2140WHI-30mm deep. With pattress: K2160WHI-16mm deep min
Only suitable for tungsten filament lamps.

NOT suitable for fluorescent lamps or low voltage lighting.

DIMENSIONS: 86 x 86mm
FIXING CENTRES: 60.3mm
Conforms to BS EN 60669-2-1 and BS EN 55015

K1525WHI
1 GANG SINGLE
TWO WAY 11-300W
240VA FOR COMPACT
FLUORESCENT LAMPS ONLY

MOUNTING BOXES:

FLUSH:
With pattress: 16mm deep min 3995ZIC
Without pattress: 25mm deep min 861ZIC

SURFACE: K2160WHI/K2140WHI

Dimmers comply with BS EN 55015 (CISPR15) for RFI suppression.

Micro controller based circuitry to provide electronic starting and overload protection for dimmable compact fluorescent lamps. This product is designed to start at full brightness regardless of dimmer setting automatically adjusting to the desired level after a short period

Max number of lamps (4)
DIMENSIONS: 86 x 86MM
FIXING CENTRES: 60.3MM
Conforms to BS EN 60669-2-1, BS EN 55015

K1541WHI
1 GANG SINGLE
ONE WAY
75-500W 50Hz

K1561WHI
1 GANG SINGLE
TWO WAY
100-1000W 50Hz

K1631WHI
1 GANG SINGLE
ONE WAY
40-250W 60Hz

K1641WHI
1 GANG SINGLE
ONE WAY
75-500W 60Hz

K1661WHI
1 GANG SINGLE
TWO WAY
100-1000W 60Hz

K1539WHI
FAN CONTROLLER
1 GANG SINGLE ONE WAY
300 VA 50Hz

MOUNTING BOXES:

FLUSH: 861ZIC-25mm deep min
SURFACE: K2140WHI-30mm deep

DIMENSIONS: 86 x 86mm
FIXING CENTRES: 60.3mm

K3825WHI
1 GANG MOULDED
ARCHITRAVE

K3827WHI
1 GANG MOULDED

K3828WHI
2 GANG MOULDED

K5033WHI
METAL

K3825WHI

For use with 3921ZIC and K2151WHI MOUNTING BOXES:

K5033WHI

For use with 5120ALM deep metal box.

DIMENSIONS:
K3825WHI: 86 x 31mm
K3827WHI: 86 x 86mm
K3828WHI: 86 x 146mm
K5033WHI: 178 x 165mm

FIXING CENTRES:
K3825WHI: 60.3mm
K3827WHI: 60.3mm
K3828WHI: 120.6mm
K5033WHI: 133mm
BS 5733: 2010

K1090WHI
FLEX OUTLET FRONTPLATE.
UNFUSED
20 AMP RATING

Complete with three pairs of terminals, each suitable for 2 x 2.5mm² conductors and a 1.5mm² flexible cord. A cord-grip is also fitted. Frontplate thickness is 12.5mm. Hole diameter is 11mm.

DIMENSIONS:
86 x 86mm
FIXING CENTRES:
60.3mm
BS 5733: 2010

MODULAR POWER AND MULTIMEDIA

Euro Modular
FrontplatesEuro Power
Modules

FRONTPLATES



K181WHI



K182WHI



K184WHI



K5830WHI



K5831WHI



K5832WHI



K5833WHI



K5834WHI



K5837WHI

**K181WHI**

10

1 GANG EURO FRONTPLATE
ONE MODULE
APERTURE SIZE 25 X 50MM

K182WHI

10

K182GRA
1 GANG EURO FRONTPLATE
TWO MODULE
APERTURE SIZE 50 X 50MM

K184WHI

10

K184GRA
2 GANG EURO FRONTPLATE
FOUR MODULE
APERTURE SIZE 100 X 50MM

K185WHI

1

3 GANG EURO FRONTPLATE
SIX MODULE
APERTURE SIZE 150 X 150MM

MOUNTING BOXES:

Suitable for flush boxes to
BS 4662: 2006 and surface boxes
to BS 5733: 2010

Refer to appropriate module for
minimum box depth.

K185WHI

MOUNTING BOX: 35mm
VTS8035 (For use with Pinnacle
and Premier cable management
systems)

K2153WHI 30mm

FIXING CENTRES: 1 gang: 60.3mm
2 gang: 120.6mm

BS 5733: 2010 where applicable

Note: No grid required, modules
just clip into place

K5830WHI

10

K5830BLK

10

UK 1 GANG EURO 2 MODULE
13A 250V SHUTTERED

K5831WHI

10

K5831BLK

10

GERMAN 2P+E
16A 250V SHUTTERED
EURO 2 MODULE (NON UK)

K5832WHI

10

K5832BLK

10

AMERICAN 2P+E
15A 127V SHUTTERED
EURO 2 MODULE (NON UK)

K5830

MOUNTING BOX: 35mm minimum
46mm (for extra wiring space)
DIMENSIONS: 50 x 50mm
BS 1363: Pt2: 1995

K5831

MOUNTING BOX: 46mm
DIMENSIONS: 50 x 50mm
IEC 60884-1: 2006

K5832

MOUNTING BOX: 35mm
46mm (for extra wiring space)
DIMENSIONS: 50 x 50mm
SASO 2203: 2003

K5833WHI

10

K5833BLK

10

UK 1 GANG EURO 2 MODULE
5A 250V SHUTTERED

K5834WHI

10

K5834BLK

10

FRENCH/BELGIAN 2P+E
16A 250V SHUTTERED
EURO 2 MODULE (NON UK)

K5837WHI

1

K5837BLK

1

USB CHARGING MODULE
EURO 2 MODULE

K5833

MOUNTING BOX: 35mm minimum
46mm (for extra wiring space)
DIMENSIONS: 50 x 50mm
BS 546: 1950

K5834

MOUNTING BOX: 46mm
DIMENSIONS: 50 x 50mm
NF C61-341

K5837

MOUNTING BOX: 35mm
46mm (for extra wiring space)
DIMENSIONS: 50 x 50mm

Features 2 charging sockets each
delivering 1A charging current
at 5Vdc (total 2A max). Allows
charging of portable devices via
USB 2.0 type A plug.

IEC 60950-1
IEC 61000-6-1/3

Euro Datacom Modules

RJ11/12



K5887WHI



K5887BLK

RJ45 CAT 6



K5846WHI



K5846sBLK



K5864WHI

RJ45 CAT 5E



K5844WHI



K5845WHI



K5845BLK

TELEPHONE



K5820WHI



K5821WHI



K5821BLK

BNC



K5801WHI

K5887WHI
K5887BLK
RJ11/12
ONE MODULE 25 X 50MM



K5846WHI
K5846BLK
RJ45 CAT 6
ONE MODULE 25 X 50MM
K5846sWHI
K5846sBLK
RJ45 CAT 6 SCREENED
ONE MODULE 25 X 50MM
K5864WHI
RJ45 CAT 6 ANGLED
ONE MODULE 25 X 50MM



K5844WHI
RJ45 CAT 5E ANGLED
ONE MODULE 25 X 50MM
K5845WHI
K5845BLK
RJ45 CAT 5E
ONE MODULE 25 X 50MM



K5820WHI
K5820BLK
TELEPHONE MASTER
ONE MODULE 25 X 50MM
K5821WHI
K5821BLK
TELEPHONE SECONDARY
ONE MODULE 25 X 50MM



K5801WHI
BNC 50Ω
ONE MODULE 25 X 50MM



Suitable for both RJ11 and RJ12 jacks
RJ11; 4 wire
RJ12; 6 wire
MOUNTING BOXES:
Minimum box depth 25mm
FCC68
EN 41003

Cat 6 performance.
Suitable for both 568A and 568B wiring schemes.
MOUNTING BOXES:
Minimum Box Depth 35mm
ISO/IEC 11801
EN 50173
TIA 568
EN 41003

Enhanced Cat 5 performance.
Suitable for both 568A and 568B wiring schemes.
Supplied with cable tie and cable anchors to secure wires in the connectors.
MOUNTING BOXES:
Minimum box depth 25mm standard
ISO/IEC 11801
EN 50173
TIA 568
EN 41003

MOUNTING BOXES:
Minimum depth 25mm
BS 6312 Pt 2

50 Ohm crimp connector suitable for use with RG58, URM43, URM76 and Beldon 9907 type co-axial cables.
MOUNTING BOXES:
Minimum box depth 25mm

Euro Multimedia Modules

TV CO-AXIAL OUTLETS
FOR DIGITAL TV
SCREENED
NON ISOLATED

AUDIO & HD



K5850WHI K5850BLK



K5851WHI K5851BLK



K5855WHI K5855BLK



K5852WHI



K5852DABWHI



K5853WHI



K5853DABWHI



K5854DABWHI




K5807WHI



K5805WHI









K5806WHI



K5809WHI



K5809BLK

K5850WHI 
K5850BLK 
 SINGLE OUTLET (IEC MALE)
 ONE MODULE 25 X 50MM
K5851WHI 
K5851BLK 
 SINGLE OUTLET (IEC FEMALE)
 ONE MODULE 25 X 50MM
K5855WHI 
K5855BLK 
 SINGLE F-TYPE SATELLITE SOCKET
 ONE MODULE 25 X 50MM







Fully screened non isolated TV outlets containing a combination of single, TV/FM Diplexer and TV/FM/SAT Triplexer for use within digital TV systems and interactive TV services. Single outlets for connection to a single TV, FM or Satellite co-axial aerial lead.

MOUNTING BOXES:
Min box depth 32mm

DIMENSIONS:
1 Module 25 x 50mm
2 Module 50 x 50mm





BS 3041: 1997
IEC 169-2: 1965
BS EN 50083 & BS 5733: 2010
where applicable

These products are fully compatible with Labgear TV distribution systems and are approved for use in "Sky Homes" and "Homes On" specifications



K5852WHI 
K5852BLK 
 TWIN OUTLET
 TV/FM DIPLEXER
 TWO MODULE 50 X 50MM
 (IRELAND ONLY)
K5852DABWHI 
K5852DABBLK 
 TWIN OUTLET TV-FM/DAB DIPLEXER
 TWO MODULE 50 X 50MM
K5853WHI 
K5853BLK 
 TRIPLE OUTLET
 TV/FM/SATELLITE TRIPLEXER
 TWO MODULE 50 X 50MM
 (IRELAND ONLY)







TV/FM diplexer units for connection to a single co-axial aerial lead with combined TV and FM signals.
 TV/FM/SAT triplexer units for connection to a single co-axial aerial lead with combined TV, FM and Satellite signals

PERFORMANCE
SINGLE OUTLETS
TV/FM IEC MALE OR FEMALE
DC-950MHz
SAT F-TYPE
DC-1.75GHz

K5853DABWHI 
K5853DABBLK 
 TRIPLE OUTLET TV-FM/DAB-SAT
 TRIPLEXER TWO MODULE 50 X 50MM
K5854DABWHI 
K5854DABBLK 
 QUAD OUTLET TV-FM/DAB-2XSAT
 TWO MODULE 50 X 50MM

TV/FM/SAT PRODUCTS
OUTLET TV
DIPLEXER
5-65MHz
470-862MHz
87.5-108MHz
N/A
FM/DAB
SAT
N/A
TV/FM/DAB/SAT PRODUCTS FOR DIGITAL RADIO
OUTLET TV
DIPLEXER
5-65MHz
470-862MHz
87.5-230MHz
N/A
FM/DAB
SAT OR SAT1
SAT2
N/A

K5807WHI 
K5807BLK 
 FEMALE HDMI OUTLET
 K5807 Female HDMI Outlet is HDMI 1.1, 1.2 and 1.3 compatible, HDCP compliant.
 Data Rate: Up to 2.25 Gbps
 Scan: Up to 1080p/1920x1200
 Input Connector:
1 x HDMI Female (Type A)
 Output Connector:
1 x HDMI Female (Type A)
 Supports high resolution input:
PC: VGA, SVGA,
SXVGA (1280x1024) and UXGA (1600x1200, 1920x1200)
 HDTV: 480p, 720p, 1080i and 1080p
 HDMI input cable should be no larger than 20m.
 Weight of product: 16g
 Dimensions: 50 x 50 x 20mm

K5805WHI 
K5805BLK 
 AUDIO BINDING POST SET
 FOR SINGLE LOUD SPEAKER
K5806WHI 
K5806BLK 
 RCA TO SCREW TERMINATION SET
 1 RED AND 1 BLACK
K5809WHI 
K5809BLK 
 TRIPLE RCA TO SCREW
 TERMINATION SET
 1 YELLOW, 1 WHITE, 1 RED
 WEIGHT: 23g
 DIMENSIONS:
50 x 25 x 28mm

OUTLET TV
FM
SAT1
OUTLET TV
FM
SAT1
SAT2
TRIPLEXER
5-65MHz
470-862MHz
87.5-108MHz
950-2300MHz
TRIPLEXER
5-65MHz
470-862MHz
87.5-230MHz
950-2300MHz
5-2300MHz

technical hotline +44 (0)1268 563720

white | wiring devices

LJU6C
Datacom
Frontplates

LJU6C
Datacom
Modules

BLANKS

FRONTPLATES

RJ11/12

RJ45 CAT 6

RJ45 CAT 5E

BLANKS



K180WHI 10
TWO MODULE
BLANK 50 X 50MM

K188WHI 10
K188BLK 10
ONE MODULE
BLANK 25 X 50MM

K186WHI 10
K186BLK 10
HALF MODULE
BLANK 12.5 X 50MM

K172WHI 10
1 GANG TWIN
LJU6C FRONTPLATE
TWO MODULE
APERTURE SIZE 22 X 37MM

K5787WHI 5
RJ11/12
ONE MODULE

K5746WHI 5
K5746BLK 5
RJ45 CAT 6
ONE MODULE

K5746sWHI 5
K5746sBLK 5
RJ45 CAT 6
SCREENED
ONE MODULE

K5745WHI 5
K5745BLK 5
RJ45 CAT 5E
ONE MODULE

K170WHI 10
K170BLK 10
ONE MODULE BLANK

MOUNTING BOXES:
Minimum depth 16mm
BS 5733: 2010 where applicable

MOUNTING BOXES:
suitable for flush boxes to BS 4662: 1970 and surface boxes to BS 5733: 2010
Refer to appropriate module for minimum box depth.
FIXING CENTRES:
1 gang: 60.3mm
2 gang: 120.6mm
BS 5733: 2010 where appropriate
Note: No grid required, modules just clip into place

Suitable for both RJ11 and RJ12 jacks.
RJ11: 4 wire
RJ12: 6 wire
MOUNTING BOXES:
Minimum box depth 25mm
FCC68
EN41003

Cat 6 performance.
Suitable for both 568A and 568B wiring schemes.
MOUNTING BOXES:
Minimum Box Depth 35mm
ISO/IEC 11801
EN 50173
TIA 568
EN 41003

Enhanced Cat 5 performance.
Suitable for both 568A and 568B wiring schemes.
MOUNTING BOXES:
Minimum box depth 25mm
ISO/IEC 11801
EN 50173
TIA 568
EN 41003


MOUNTING BOXES:
Minimum box depth 16mm
BS 5733: 2010 where appropriate

MK Modular Frontplates

MK Modular Datacom Modules

Telephone Socket Outlets

FLUSH



K191WHI

1 GANG
ONE MODULE

K192WHI

1 GANG
TWO MODULE

K193WHI
2 GANG
THREE MODULE

K194WHI
2 GANG
FOUR MODULE

5

5

5

5

K420WHI

TELEPHONE OUTLET
MASTER ONE MODULE

K421WHI

TELEPHONE OUTLET
SECONDARY ONE MODULE

K487WHI

RJ11
TELEPHONE/DATA SOCKET
ONE MODULE

K190WHI

BLANK
ONE MODULE

10

10

10

5

K422WHI

1 GANG
TELEPHONE MASTER

K427WHI

1 GANG
TELEPHONE SECONDARY

K4817WHI

1 GANG
RJ11 TELEPHONE SOCKET

K3540WHI

3 PIN WITH
TELEPHONE SYMBOL (NON UK)

400NAT

IDC INSERTION TOOL

10

10

10

10

10

MOUNTING BOXES:

Suitable for flush boxes to BS 4662: 1970 and surface boxes to BS 5733: 2010

See Modules for correct box depth.

BS 5733: 2010 where applicable

MOUNTING BOXES:

K420 and K421 are approved under OFTEL approval No.NS/G/23/L/100005 for direct and indirect connections between a termination point of a public telecommunications system and any piece of approved telecommunications apparatus.

BS 6312 Pt 2

K487 FCC 68

K190 Minimum depth 16mm

BS 5733: 2010 where applicable

K422 and K427

Are approved under OFTEL approval No. NS/G/23/L/100005 for direct and indirect connections between a termination point of a public telecommunications system and any piece of approved telecommunications apparatus.

BS 6312 Pt 2

K4817 FCC 68

K3540

Accepts standard BS 546 2A 2 pin and earth plug where 2 pins are used for telephone circuits and the earth pin is used to ensure correct polarity.

BS 546: 1950 where relevant

technical hotline +44 (0)1268 563720

white | wiring devices

TV/FM and Satellite Co-Axial Socket Outlets

FOR DIGITAL AND INTERACTIVE SERVICES
SCREENED, NON ISOLATED
FLUSH

TV/FM and Satellite Co-Axial Socket Outlets with Telephone Outlet

FOR DIGITAL AND INTERACTIVE TV SERVICES
FLUSH



K3550WHI



K3551WHI



K3555WHI



K3552WHI



K3552DABWHI



K3553WHI



K3553DABWHI



K3554DABWHI



K3557WHI



K3561WHI



K3561DABWHI



K3562WHI



K3563WHI



K3563DABWHI



K3564DABWHI



K3565DABWHI



K3566DABWHI

- K3550WHI** 10 SINGLE OUTLET (IEC MALE)
- K3551WHI** 10 SINGLE OUTLET (IEC FEMALE)
- K3555WHI** 10 SINGLE OUTLET F-TYPE SATELLITE SOCKET
- K3552WHI** 10 TWIN TV/FM DIPLEXER

Fully screened non isolated TV outlets containing a combination of single, TV/FM Diplexer, TV/FM/SAT Triplexer and secondary telephone outlets for use within digital TV systems and interactive TV services.

- K3552DABWHI** 10 TWIN TV/FM DAB DIPLEXER
- K3553WHI** 10 TRIPLE TV/FM/SAT TRIPLEXER
- K3553DABWHI** 10 TRIPLE TV/FM DAB/SAT TRIPLEXER
- K3554DABWHI** 10 QUAD TV/FM DAB/SATX2 QUADPLEXER

Single outlets for connection to a single TV, FM or Satellite co-axial aerial lead.
TV/FM diplexer units for connection to a single co-axial aerial lead with combined TV and FM signals.

- K3557WHI** 10 SINGLE OUTLET (IEC MALE) WITH TELEPHONE SECONDARY
- K3561WHI** 5 TRIPLE TV/FM/SAT TRIPLEXER WITH TELEPHONE SECONDARY

TV/FM/SAT triplexer units for connection to a single co-axial aerial lead with combined TV, FM and Satellite signals

- K3561DABWHI** 5 TRIPLE TV/FM DAB/SAT TRIPLEXER WITH TELEPHONE SECONDARY
- K3562WHI** 5 TWIN TV/FM DIPLEXER WITH SINGLE TV (IEC MALE) AND TELEPHONE SECONDARY
- K3563WHI** 5 TRIPLE TV/FM/SAT TRIPLEXER WITH SINGLE TV (IEC MALE) AND TELEPHONE SECONDARY

Telephone Secondary outlet for use with interactive TV digital services.
K3562 and **K3563** outlets with additional single TV (male) outlet for secondary distribution of TV signal

- K3563DABWHI** 5 TRIPLE TV/FM/DAB/SAT TRIPLEXER WITH SINGLE TV (IEC MALE) AND TELEPHONE SECONDARY
- K3564DABWHI** 5 QUAD TV/FM DAB/SATX2 QUADPLEXER WITH TELEPHONE SECONDARY
- K3565DABWHI** 5 QUADPLEXER + RJ45 AND TELEPHONE SECONDARY
- K3566DABWHI** 5 QUADPLEXER WITH TELEPHONE SECONDARY AND SINGLE TV (IEC MALE)

MOUNTING BOXES:
Minimum box depth 32mm
1 gang: Flush: 866ZIC
Surface: K2181WHI
2 gang: Flush: 886ZIC
Surface: K2183WHI

DIMENSIONS:
1 gang: 86 x 86mm
2 gang: 86 X 146mm

FIXING CENTRES:
1 gang: 60.3mm
2 gang: 120.6mm

PERFORMANCE
SINGLE OUTLETS
TV/FM IEC MALE OR FEMALE
DC-950MHz
SAT F-TYPE
DC-950MHz

TV/FM/SAT PRODUCTS
OUTLET TV
DIPLEXER 5-65MHz
470-862MHz
87.5-108MHz
N/A
FM/DAB SAT

TV/FM/DAB/SAT PRODUCTS FOR DIGITAL RADIO

OUTLET TV
DIPLEXER 5-65MHz
470-862MHz
87.5-230MHz
N/A
FM/DAB SAT OR SAT1 SAT2

OUTLET TV
FM SAT1
TRIPLEXER 5-65MHz
470-862MHz
87.5-108MHz
950-2300MHz

OUTLET TV
FM SAT1 SAT2
TRIPLEXER 5-65MHz
470-862MHz
87.5-230MHz
950-2300MHz
5-2300MHz

BS 3041: 1997
IEC169-2: 1965
BS EN 50083 where applicable
BS 5733: 2010 where applicable
BS 6312 Pt2

TV/FM and Satellite Co-Axial Socket Outlets

NON ISOLATED
FLUSH



K3520WHI



K3523WHI



K3525WHI



K3525D1WHI

ISOLATED
FLUSH



K3521WHI



K3522WHI

Grid Plus Frontplates




K3631GRA



K3632WHI




K3633GRA




K3634WHI



K3636WHI



K3638WHI



K3639WHI

K3520WHI

SINGLE OUTLET

10**K3523WHI**

TWIN OUTLET

10**K3525WHI**SINGLE F TYPE
SATELLITE SOCKET**10****K3525D1WHI**TWIN F TYPE
SATELLITE SOCKET**10****K3521WHI**

SINGLE OUTLET

10**K3522WHI**TWIN OUTLET
WITH FM/TV DIPLEXER**10****K3631WHI****K3631GRA**

1 MODULE

10**K3632WHI****K3632GRA**

2 MODULE

10**K3633WHI****K3633GRA**

3 MODULE

10**K3634WHI****K3634GRA**

4 MODULE

10**10****10****10****10****10****K3636WHI****K3636GRA**

6 MODULE

1**K3638WHI****K3638GRA**

8 MODULE

1**1****1****K3639WHI**

12 MODULE

1

MOUNTING BOXES:

FLUSH:
861ZIC (25mm)SURFACE:
K2140WHI

Single outlet for connection to a single TV or FM co-axial aerial lead. Twin outlet for connection to each of two separate TV/FM, co-axial aerial leads.

DIMENSIONS: 86 x 86mm

FIXING CENTRES: 60.3mm

BS 5733: 2010
where applicableBS 3041: 1977
IEC 169-2: 1965

MOUNTING BOXES:

FLUSH:
861ZIC (25mm)SURFACE:
K2140WHI

Provides safety isolation rated at 2000V a.c. between aerial lead and socket. Single outlet for connection to a single TV or FM co-axial aerial lead. Twin outlet with TV/FM diplexer for connection to single co-axial aerial lead with combined TV & FM signals.

DIMENSIONS: 86 x 86mm

FIXING CENTRES: 60.3mm

BS 5733: 2010 where applicable
BS 3041: 1977 IEC 169-2: 1965

All modules from the Grid Plus range can be used with these frontplates.

DIMENSIONS:

1 & 2 MODULE: 86 x 86mm

3 & 4 MODULE: 86 x 146mm

6 & 8 MODULE: 146 x 146mm

12 MODULE: 206 x 146mm

BS 5733: 2010

X-ON Electronics

Largest Supplier of Electrical and Electronic Components

Click to view similar products for [mk manufacturer](#):

Other Similar products are found below :

[K3703](#) [K3520WHI](#) [MKEV016GIB-OY500](#) [K14182 BSS](#) [K9133BLU](#) [866ZIC](#) [K3828WHI](#) [K9201BLU](#) [K4878PWHI](#) [K9015 RED](#)
[K9033BLU](#) [K9014BLU](#) [K2142WHI](#) [MKSDSOCKET-Pinboard V1](#) [K182WHI](#) [K3827WHI](#) [VTS/7035 WHI](#) [K9001BLU](#) [K9701BLU](#)
[K2172WHI](#) [VTS/6035 WHI](#) [K850ALM](#) [MKSD-Pinboard](#) [MKRD3B25616HG13AB](#) [MKEV008GCB-SS510](#) [MKDV1GIL-AS](#) [MKDV2GIL-AS](#) [MKDV8GIL-AS](#) [MKDV4GIL-AS](#)