

40 Watts

- Regulated Single & Dual Output
- Wide 4:1 Input Range
- 2" x 1" Package
- 1500 VDC Isolation
- Operating Temperature -40 °C to +105 °C
- ITE Safety Approvals
- Remote On/Off
- High Power Density
- Optional Heatsink
- Six-sided Metal Case
- 3 Year Warranty



Dimensions:

JWL40 (24V output):

2.00 x 1.00 x 0.43" (50.8 x 25.4 x 11.0 mm)

JWL40 (All other models):

2.00 x 1.00 x 0.40" (50.8 x 25.4 x 10.2 mm)

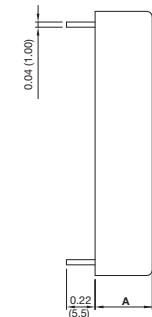
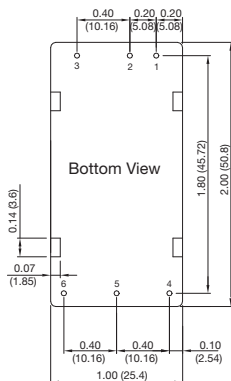
Models & Ratings

Input voltage	Output voltage	Output current	Input current ^(1,2)		Overvoltage Protection	Maximum capacitive load ⁽³⁾	Efficiency	Model number ⁽⁴⁾
			No load	Full load				
9-36V	3V3	8.00 A	90 mA	1.24 A	3.9 V	21000 µF	89%	JWL4024S3V3
	5 V	8.00 A	90 mA	1.85 A	6.2 V	13600 µF	90%	JWL4024S05
	12 V	3.33 A	95 mA	1.87 A	15.0 V	2400 µF	89%	JWL4024S12
	15 V	2.67 A	105 mA	1.87 A	18.0 V	1500 µF	89%	JWL4024S15
	24 V	1.67 A	115 mA	1.84 A	30 V	600 µF	91%	JWL4024S24
	±12 V	±1.67 A	65 mA	1.89 A	±15.0 V	±1200 µF	88%	JWL4024D12
18-75V	±15 V	±1.33 A	65 mA	1.89 A	±18.0 V	±750 µF	88%	JWL4024D15
	3V3	8.00 A	55 mA	0.62 A	3.9 V	21000 µF	89%	JWL4048S3V3
	5 V	8.00 A	55 mA	0.93 A	6.2 V	13600 µF	90%	JWL4048S05
	12 V	3.33 A	69 mA	0.93 A	15.0 V	2400 µF	90%	JWL4048S12
	15 V	2.67 A	65 mA	0.93 A	18.0 V	1500 µF	90%	JWL4048S15
	24 V	1.67 A	75 mA	0.92 A	30 V	600 µF	91%	JWL4048S24
18-75V	±12 V	±1.67 A	45 mA	0.95 A	±15.0 V	±1200 µF	88%	JWL4048D12
	±15 V	±1.33 A	45 mA	0.95 A	±18.0 V	±750 µF	88%	JWL4048D15

Notes

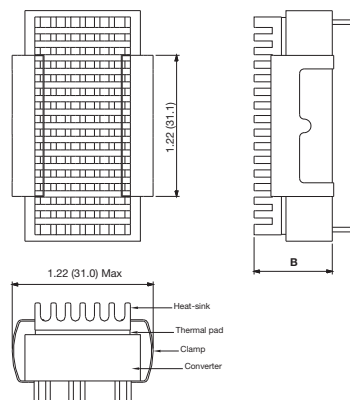
1. Input currents measured at nominal input voltage.
2. Input current is typically 2.5 mA at nominal input voltage when output is turned off using remote on/off.
3. Maximum capacitive load is per output.
4. Add suffix "-HK" for optional heatsink.

Mechanical Details



A: 0.43 (11.0) for 24 V models
0.40 (10.2) for all other models
B: 0.71 (18.0) for 24 V models
0.68 (17.2) for all other models

Optional Heatsink (-HK)



Pin Connections

Pin	Single	Dual
1	+Vin	+Vin
2	-Vin	-Vin
3	Remote On/Off	Remote On/Off
4	+Vout	+Vout
5	-Vout	Common
6	Trim	-Vout

Notes

1. All dimensions are in inches (mm)
2. Weight: 0.066 lbs (30.0g) approx.
3. Tolerance: X.XX±0.01 (X.X±0.25)
X.XXX±0.005 (X.XX±0.13)
4. Pin Tolerance: ±0.002 (±0.05)

Input

Characteristic	Minimum	Typical	Maximum	Units	Notes & Conditions
Input Voltage Range	9		36	VDC	24 V nominal
	18		75	VDC	48 V nominal
Input Filter	Internal Pi type				
Input Surge			50	VDC for 1 s	24 V models
			100		48 V models
Remote On/Off	ON: Logic high (3.5-12 V) or open circuit OFF: Logic low (<1.2 V) or short pin 2 to pin 6				

Output

Characteristic	Minimum	Typical	Maximum	Units	Notes & Conditions
Output Voltage	3.3		30	VDC	See Models and Ratings table
Initial Set Accuracy			±1.0	%	At full load
Output Trim			±10	%	See Application Notes
Output Voltage Balance			±2.0	%	For dual output with balanced loads
Minimum Load				A	No minimum load required
Line Regulation			±0.5	%	From minimum to maximum input at full load
Load Regulation			±0.5/±1.0	%	Single / Dual output, from 0 to full load
Cross Regulation			±5.0	%	On dual output models when one load is varied between 25% and 100% and other is fixed at 100%
Transient Response		3	5	% deviation	Recovery within 1% in less than 250 µs for a 25% load change.
Ripple & Noise			100/150	mV pk-pk	3.3 & 5V output / other models. 20 MHz bandwidth. Measured using 0.47 µF ceramic capacitor.
Overload Protection		150		%	
Short Circuit Protection					Continuous Trip & Restart (Hiccup mode), with auto recovery
Maximum Capacitive Load					See Models and Ratings table
Temperature Coefficient			0.02	%/°C	

General

Characteristic	Minimum	Typical	Maximum	Units	Notes & Conditions
Efficiency		90		%	See Models and Ratings table
Isolation: Input to Output	1500/1800			VDC	60 s/1 s
Isolation Resistance	10 ⁹			Ω	At 500 VDC
Isolation Capacitance			1500	pF	
Switching Frequency		285		kHz	
Power Density			50.0	W/in ³	
Mean Time Between Failure		320		MHrs	MIL-HDBK-217F, +25 °C GB
Weight		0.066 (30.0)		lb (g)	

Environmental

Characteristic	Minimum	Typical	Maximum	Units	Notes & Conditions
Operating Temperature	-40		+105	°C	See Derating Curve.
Storage Temperature	-50		+125	°C	
Case Temperature			+105	°C	
Humidity			95	%RH	Non-condensing
Cooling					Natural convection
Thermal Impedance to Air			12/10	°C/W	No heatsink / with heatsink

EMC: Emissions

Phenomenon	Standard	Test Level	Notes & Conditions
Conducted	EN55022	Class A	See Application Notes

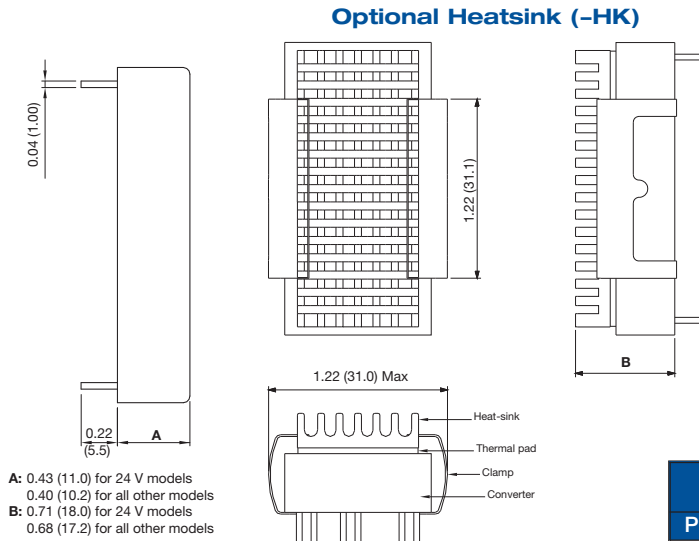
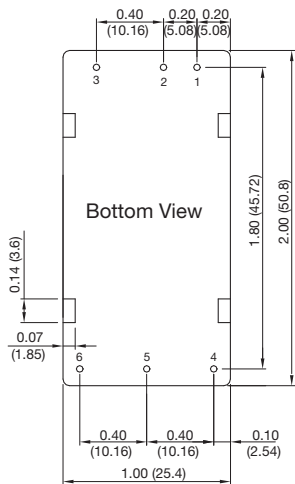
EMC: Immunity

Phenomenon	Standard	Test Level	Criteria	Notes & Conditions
ESD	EN61000-4-2	±8 kV air discharge, ±6 kV contact	A	
Radiated	EN61000-4-3	10 V/m	A	
EFT/Burst	EN61000-4-4	±2 kV	A	With external capacitor, suggested part is CHEMI-CON KY 220µF/100V
Surge	EN61000-4-5	±1 kV	A	With external capacitor, suggested part is CHEMI-CON KY 220µF/100V
Conducted	EN61000-4-6	10 V rms	A	

Safety Approvals

Safety Agency	Safety Standard	Notes & Conditions
CB Report	IEC60950-1	Information Technology
UL	UL/cUL60950-1	Information Technology

Mechanical Details



A: 0.43 (11.0) for 24 V models
 0.40 (10.2) for all other models
 B: 0.71 (18.0) for 24 V models
 0.68 (17.2) for all other models

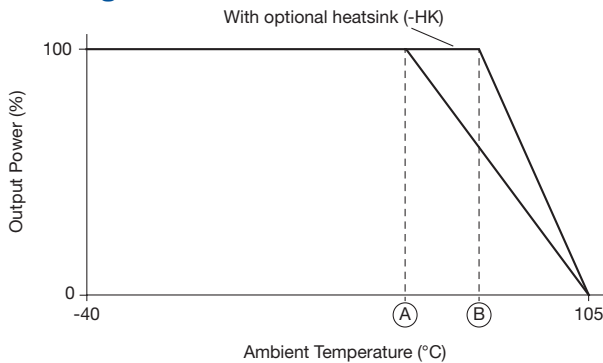
Pin Connections		
Pin	Single	Dual
1	+Vin	+Vin
2	-Vin	-Vin
3	Remote On/Off	Remote On/Off
4	+Vout	+Vout
5	-Vout	Common
6	Trim	-Vout

Notes

- All dimensions are in inches (mm)
- Weight: 0.066 lbs (30.0g) approx.
- Tolerance: X.XX±0.01 (X.X±0.25)
X.XXX±0.005 (X.XX±0.13)
- Pin Tolerance: ±0.002 (±0.05)

Application Notes

Derating Curve

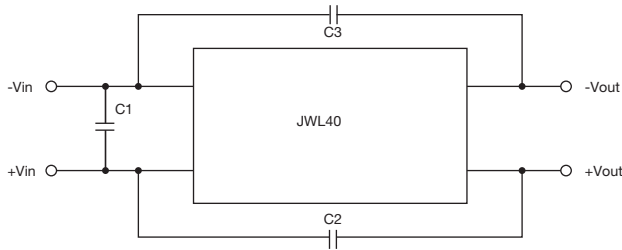


Models - JWL40	Max Ambient Temperature	
	No Heatsink (A)	With Heatsink (B)
24S3V3, 48S3V3	66°C	73°C
24S05, 48S05, 48S12, 48S15	51°C	61°C
24S12, 24S15	45°C	57°C
24S24, 48S24	57°C	66°C
24D12, 24D15, 48D12, 48D15	40°C	52°C

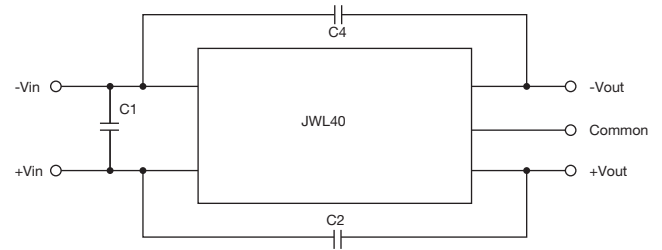
Application Notes

EMI Filter for Conducted Emissions

Single Output

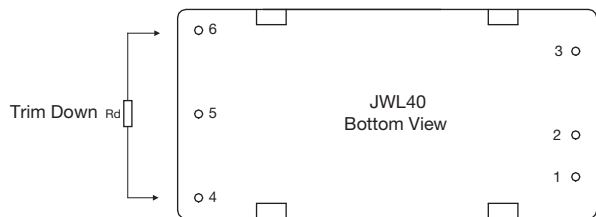
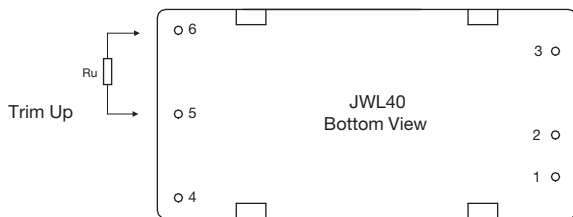


Dual Output



Class	Model	C1	C2	C3	C4
Single Output	24V	4.7 μ F/50V 1812 MLCC	1000 pF/2kV 1808 MLCC	1000 pF/2kV 1808 MLCC	None
	48V	2.2 μ F/50V 1812 MLCC	1000 pF/2kV 1808 MLCC	1000 pF/2kV 1808 MLCC	
Dual Output	24V	4.7 μ F/50V 1812 MLCC	1000 pF/2kV 1808 MLCC	None	1000 pF/2kV 1808 MLCC
	48V	2.2 μ F/50V 1812 MLCC	1000 pF/2kV 1808 MLCC		1000 pF/2kV 1808 MLCC

External Output Trimming



Trim Down Resistor Values (Rd)

Models	1%	2%	3%	4%	5%	6%	7%	8%	9%	10%
	Voutx0.99	Voutx0.98	Voutx0.97	Voutx0.96	Voutx0.95	Voutx0.94	Voutx0.93	Voutx0.92	Voutx0.91	Voutx0.90
3V3	72.61 k	32.55 k	19.20 k	12.52 k	8.51 k	5.84 k	3.94 k	2.51 k	1.39 k	0.50 k
5V	138.88 k	62.41 k	36.92 k	24.18 k	16.53 k	11.44 k	7.79 k	5.06 k	2.94 k	1.24 k
12V	413.55 k	184.55 k	108.22 k	70.05 k	47.15 k	31.88 k	20.98 k	12.80 k	6.44 k	1.35 k
15V	530.73 k	238.61 k	141.24 k	92.56 k	63.35 k	43.87 k	29.96 k	19.53 k	11.41 k	4.92 k
24V	333.39 k	148.80 k	87.26 k	56.50 k	38.04 k	25.73 k	16.94 k	10.35 k	5.22 k	1.12 k

Trim Down Resistor Values (Ru)

Models	1%	2%	3%	4%	5%	6%	7%	8%	9%	10%
	Voutx1.01	Voutx1.02	Voutx1.03	Voutx1.04	Voutx1.05	Voutx1.06	Voutx1.07	Voutx1.08	Voutx1.09	Voutx1.10
3V3	60.84 k	27.40 k	16.25 k	10.68 k	7.34 k	5.11 k	3.51 k	2.32 k	1.39 k	0.65 k
5V	106.87 k	47.76 k	28.06 k	18.21 k	12.30 k	8.36 k	5.55 k	3.44 k	1.79 k	0.48 k
12V	351.00 k	157.50 k	93.00 k	60.75 k	41.40 k	28.50 k	19.29 k	12.37 k	7.00 k	2.70 k
15V	422.77 k	189.89 k	112.26 k	73.44 k	50.15 k	34.63 k	23.54 k	15.22 k	8.75 k	3.58 k
24V	243.70 k	108.50 k	63.43 k	40.90 k	27.38 k	18.37 k	11.93 k	7.10 k	3.34 k	0.34 k

X-ON Electronics

Largest Supplier of Electrical and Electronic Components

Click to view similar products for [Isolated DC/DC Converters](#) category:

Click to view products by [XP Power](#) manufacturer:

Other Similar products are found below :

[ESM6D044440C05AAQ](#) [FMD15.24G](#) [PSL486-7LR](#) [PSR152.5-7IR](#) [Q48T30020-NBB0](#) [AVO240-48S12B-6L](#) [AVO250-48S28B-6L](#) [NAN-0505](#) [HW-L16D](#) [JAHW100Y1](#) [217-1617-001](#) [22827](#) [SPB05C-12](#) [SQ24S15033-PS0S](#) [18952](#) [19-130041](#) [CE-1003](#) [CE-1004](#) [GQ2541-7R](#) [PSE1000DCDC-12V](#) [RDS180245](#) [MAU228](#) [419-2065-201](#) [449-2075-101](#) [J80-0041NL](#) [V300C24C150BG](#) [419-2062-200](#) [419-2063-401](#) [419-2067-101](#) [419-2067-501](#) [419-2068-001](#) [DCG40-5G](#) [DFC15U48D15](#) [449-2067-000](#) [XGS-0512](#) [XGS-1205](#) [XGS-1212](#) [XGS-2412](#) [XGS-2415](#) [XKS-1215](#) [033456](#) [NCT1000N040R050B](#) [SPB05B-15](#) [SPB05C-15](#) [SSQE48T25025-NAA0G](#) [L-DA20](#) [HP3040-9RG](#) [HP1001-9RTG](#) [XKS-2415](#) [XKS-2412](#)