



Serie 720

Ü  
TI

## Miniatur Rundsteckverbinder Serie 720 Miniature circular connectors series 720

## Kurzinformation Brief information

### Kabelsteckverbinder

- Steckverbinder mit Schnappverriegelung
- Schutzart IP 67<sup>1)</sup>
- Innenliegende Zugentlastung
- Einfache Montage
- Versionen mit Farbkodierung


### Cable Connector

- Connector with snap-in locking
- Degree of protection IP 67<sup>1)</sup>
- Internal strain relief
- Easy assembly
- Versions with colour-coding

Aufbau des Steckverbinders:  
Construction of the connector:

Kabelstecker:  
Male cable connector:

Kabeldose:  
Female cable connector:



### Flanschsteckverbinder


- Versenkter Einbau mit Adapter möglich
- Adapter als Frontmontage-Ausführung (Besonders geeignet für vorkonfektionierte Kabelbäume, die nach dem Lötten verschraubt werden)

### Chassis Sockets

- Adapter enables an immersed assembly
- Front fastened adapter (especially suited for preassembled cable trees, which are mounted after soldering)


Flanschstecker:  
Male socket:

Flanschstecker mit Adapter:  
Male socket with adapter:



Flanschdose:  
Female socket:

Flanschdose mit Adapter, Verschraubung von vorn:  
Female socket with adapter, front fastened:



<sup>1)</sup> Erläuterung der Schutzarten siehe Seite TI-3 – TI-4. / <sup>1)</sup> Explanation of protection standards see page TI-3 – TI-4.


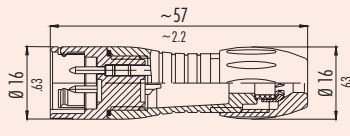

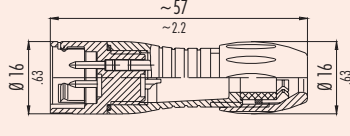

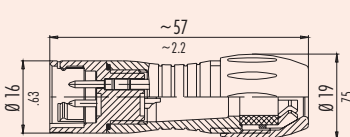

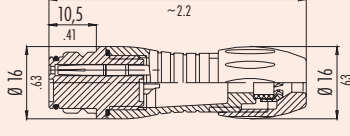

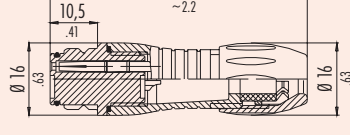

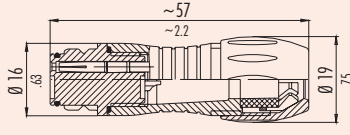
620  
702  
709  
710  
711  
712  
719  
423  
425  
440  
581  
678  
680  
682  
720  
723  
623  
690  
691  
692  
693  
694  
707  
713  
718  
733  
763  
765  
768  
714  
715  
766  
815  
820  
825  
876  
772  
775  
A  
B  
C  
R

<b>Miniatur Rundsteckverbinder Serie 720</b> <b>Miniature circular connectors series 720</b>		<b>Technische Daten <sup>1)</sup></b> <b>Specifications <sup>1)</sup></b>			
Allgemeine Kennwerte		General Characteristics			
Polzahl	Number of contacts	3	5	8	12
Verriegelung	Locking system	schnapp / snap-in			
Anschlussart	Termination	löten / solder			
Anschlussquerschnitt in mm <sup>2</sup>	Wire gauge in mm <sup>2</sup>	max. 0,75		max. 0,25	
Anschlussquerschnitt in AWG	Wire gauge in AWG	max. 20		max. 24	
Kabeldurchlass	Cable outlet	2,5 - 4 mm, 4 - 6 mm, 6 - 8 mm / .10 - .16 in., .16 - .24 in. / .24 - .31 in.			
Schutzart Gehäuse	Shell protection	IP 67			
Mechanische Lebensdauer	Mechanical operation	> 500 Steckzyklen / > 500 mating cycles			
Obere Grenztemperatur	Upper temperature	+ 85 °C (+ 185 °F)			
Untere Grenztemperatur	Lower temperature	- 40 °C (- 40 °F)			
Gewicht Kabelsteckverbinder	Weight cable connector	~ 10 g			
Gewicht Flanschsteckverbinder	Weight socket	~ 5 g			
Elektrische Kennwerte		Electrical Characteristics			
Bemessungsspannung	Rated voltage	250 V	125 V	125 V	60 V
Bemessungs-Stoßspannung	Rated impulse voltage	2500 V	1500 V	2500 V	800 V
Verschmutzungsgrad	Pollution degree	2			
Überspannungskategorie	Overvoltage categorie	II			
Isolierstoffgruppe	Material group	II			
Prüfstoßspannung	Test voltage	2950 V	1750 V	1750 V	910 V
Bemessungsstrom (40 °C)	Rated current (40 °C)	7 A	5 A	2 A	
Durchgangswiderstand	Contact resistance	≤ 3 mΩ			
Isolationswiderstand	Insulation resistance	≥ 10 <sup>10</sup> Ω			
Werkstoffe		Materials			
Kontaktstift	Pin contact	CuZn (Messing/brass)			
Kontaktbuchse	Socket contact	CuSn (Bronze/bronze)			
Kontaktoberfläche	Contact plating	Au (Gold/gold)			
Steckverbinderkörper	Insert	Polyamid (PA66) - UL 94 V-0 / Polyamid (PA66) - UL 94 V-0			
Gehäuse Kabelstecker	Housing plastic version	Polyamid (PA66) - UL 94 V-0 / Polyamid (PA66) - UL 94 V-0			
Flanschadapter	Socket adaptor	Polyamid (PA66) - UL 94 V-0 / Polyamid (PA66) - UL 94 V-0			
Flanschsteckverbinder	Socket	Polyamid (PA66) - UL 94 V-0 / Polyamid (PA66) - UL 94 V-0			
6-kant-Mutter	Hexagonal nut	CuZn (Messing, vernickelt / brass, nickel plated)			


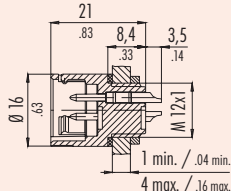

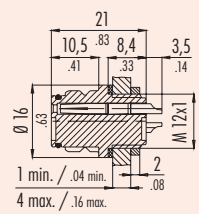

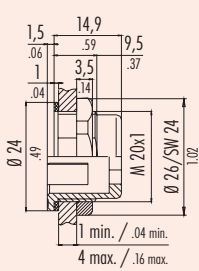

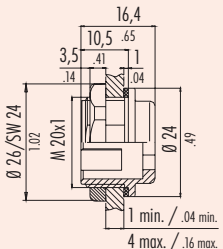
<sup>1)</sup> Normen und Prüfbaedingungen für diese Angaben siehe Seite TI-16. / <sup>1)</sup> Standards and test parameters for this data see page TI-16.

## Miniatur Rundsteckverbinder Serie 720 Miniature circular connectors series 720

## Flanschsteckverbinder Sockets

Bezeichnung — Abbildung Description — Figure	Maßzeichnung Drawing	Polzahl Contacts	Bestell-Nr. Ordering-No.
Kabelstecker, Kabeldurchlass 2,5 - 4 mm <i>Male cable connector, cable outlet 2,5 - 4 mm (.10 - .16 in.)</i> 		3	99-9105-03-03
		5	99-9113-03-05
		8	99-9125-03-08
		12	99-9133-03-12
Kabelstecker, Kabeldurchlass 4 - 6 mm <i>Male cable connector, cable outlet 4 - 6 mm (.16 - .24 in.)</i> 		3	99-9105-00-03
		5	99-9113-00-05
		8	99-9125-00-08
		12	99-9133-00-12
Kabelstecker, Kabeldurchlass 6 - 8 mm <i>Male cable connector, cable outlet 6 - 8 mm (.24 - .31 in.)</i> 		3	99-9105-02-03
		5	99-9113-02-05
		8	99-9125-02-08
		12	99-9133-02-12
Kabeldose, Kabeldurchlass 2,5 - 4 mm <i>Female cable connector, cable outlet 2,5 - 4 mm (.10 - .16 in.)</i> 		3	99-9106-03-03
		5	99-9114-03-05
		8	99-9126-03-08
		12	99-9134-03-12
Kabeldose, Kabeldurchlass 4 - 6 mm <i>Female cable connector, cable outlet 4 - 6 mm (.16 - .24 in.)</i> 		3	99-9106-00-03
		5	99-9114-00-05
		8	99-9126-00-08
		12	99-9134-00-12
Kabeldose, Kabeldurchlass 6 - 8 mm <i>Female cable connector, cable outlet 6 - 8 mm (.24 - .31 in.)</i> 		3	99-9106-02-03
		5	99-9114-02-05
		8	99-9126-02-08
		12	99-9134-02-12


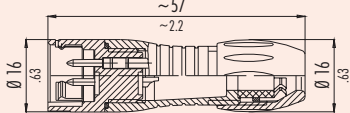

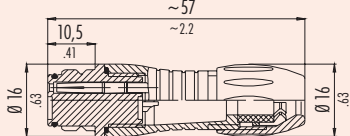

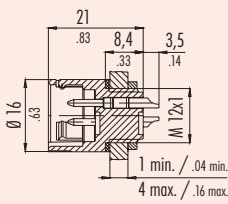

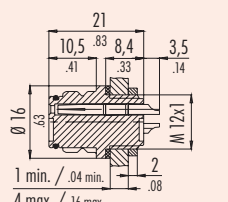
Ü  
 TI  
 620  
 702  
 709  
 710  
 711  
 712  
 719  
 423  
 425  
 440  
 581  
 678  
 680  
 682  
**720**  
 723  
 623  
 690  
 691  
 692  
 693  
 694  
 707  
 713  
 718  
 733  
 763  
 765  
 768  
 714  
 715  
 766  
 815  
 820  
 825  
 876  
 772  
 775  
 A  
 B  
 C  
 R

<b>Miniatur Rundsteckverbinder Serie 720</b> <b>Miniature circular connectors series 720</b>		<b>Flanschsteckverbinder, Adapter</b> <b>Sockets, adaptors</b>	
Bezeichnung — Abbildung Description — Figure	Maßzeichnung Drawing	Polzahl Contacts	Bestell-Nr. Ordering-No.
Flanschstecker <i>Male socket</i>  		3	99-9107-00-03
		5	99-9115-00-05
		8	99-9127-00-08
		12	99-9135-00-12
Flanschdose <i>Female socket</i>  		3	99-9108-00-03
		5	99-9116-00-05
		8	99-9128-00-08
Adapter für Flanschsteckverbinder <i>Adapter for socket</i>  		—	08-2433-000-001
Adapter für Flanschsteckverbinder (Verschraubung von vorn) <i>Adapter for socket</i> <i>(fastening from front side)</i>  		—	08-2434-000-001


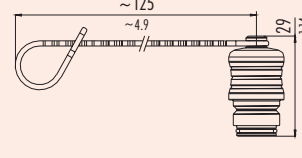



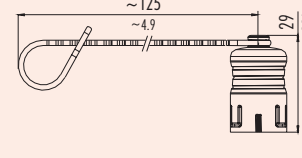

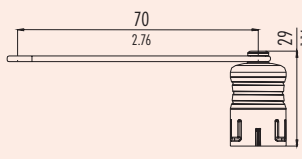

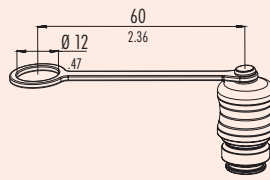

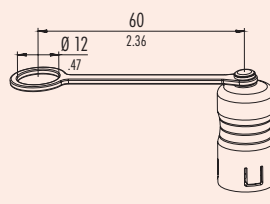

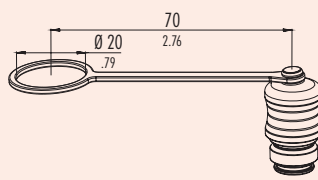

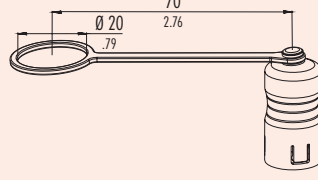


## Miniatur Rundsteckverbinder Serie 720 Miniature circular connectors series 720

## Farbkodierung Colour coding

Bezeichnung — Abbildung Description — Figure	Maßzeichnung Drawing	Polzahl Contacts	KabelØ CableØ	Bestell-Nr./Ordering-No.		
				rot/red	blau/blue	grün/green
<b>Kabelstecker</b> Male cable connector 		3	4-6mm .15-.24 in.	99-9105-50-03	99-9105-60-03	99-9105-70-03
		5	4-6mm .15-.24 in.	99-9113-50-05	99-9113-60-05	99-9113-70-05
		8	4-6mm .15-.24 in.	99-9125-50-08	99-9125-60-08	99-9125-70-08
		12	6-8mm .24-.31 in.	99-9133-52-12	99-9133-62-12	99-9133-72-12
<b>Kabeldose</b> Female cable connector 		3	4-6mm .15-.24 in.	99-9106-50-03	99-9106-60-03	99-9106-70-03
		5	4-6mm .15-.24 in.	99-9114-50-05	99-9114-60-05	99-9114-70-05
		8	4-6mm .15-.24 in.	99-9126-50-08	99-9126-60-08	99-9126-70-08
		12	6-8mm .24-.31 in.	99-9134-52-12	99-9134-62-12	99-9134-72-12
<b>Flanschstecker</b> Male socket 		3	4-6mm .15-.24 in.	99-9107-50-03	99-9107-60-03	99-9107-70-03
		5	4-6mm .15-.24 in.	99-9115-50-05	99-9115-60-05	99-9115-70-05
		8	4-6mm .15-.24 in.	99-9127-50-08	99-9127-60-08	99-9127-70-08
		12	6-8mm .24-.31 in.	99-9135-50-12	99-9135-60-12	99-9135-70-12
<b>Flanschdose</b> Female socket 		3	4-6mm .15-.24 in.	99-9108-50-03	99-9108-60-03	99-9108-70-03
		5	4-6mm .15-.24 in.	99-9116-50-05	99-9116-60-05	99-9116-70-05
		8	4-6mm .15-.24 in.	99-9128-50-08	99-9128-60-08	99-9128-70-08
		12	6-8mm .24-.31 in.	99-9136-50-12	99-9136-60-12	99-9136-70-12

Ü  
TI  
  
620  
702  
709  
710  
711  
712  
719  
423  
425  
440  
581  
678  
680  
682  
720  
723  
623  
690  
691  
692  
693  
694  
707  
713  
718  
733  
763  
765  
768  
714  
715  
766  
815  
820  
825  
876  
772  
775  
A  
B  
C  
R

<b>Miniatur Rundsteckverbinder Serie 720</b> <b>Miniature circular connectors series 720</b>		<b>Zubehör</b> <b>Accessories</b>	
Bezeichnung Description	Abbildung Figure	Maßzeichnung Drawing	Bestell-Nr. Ordering-No.
Schutzkappe für Kabelstecker Protection cap for male cable connector			08-2587-000-000
Schutzkappe für Flanschstecker Protection cap for male socket			08-2559-000-000
Schutzkappe für Kabeldose Protection cap for female cable connector			08-2586-000-000
Schutzkappe für Flanschdose Protection cap for female socket			08-2567-000-000
Schutzkappe für Flanschstecker, M12 Protection cap for male socket, M12			08-2680-000-000
Schutzkappe für Flanschdose, M12 Protection cap for female socket, M12			08-2681-000-000
Schutzkappe für Flanschstecker, M20 Protection cap for male socket, M20			08-2674-000-000
Schutzkappe für Flanschdose, M20 Protection cap for female socket, M20			08-2675-000-000

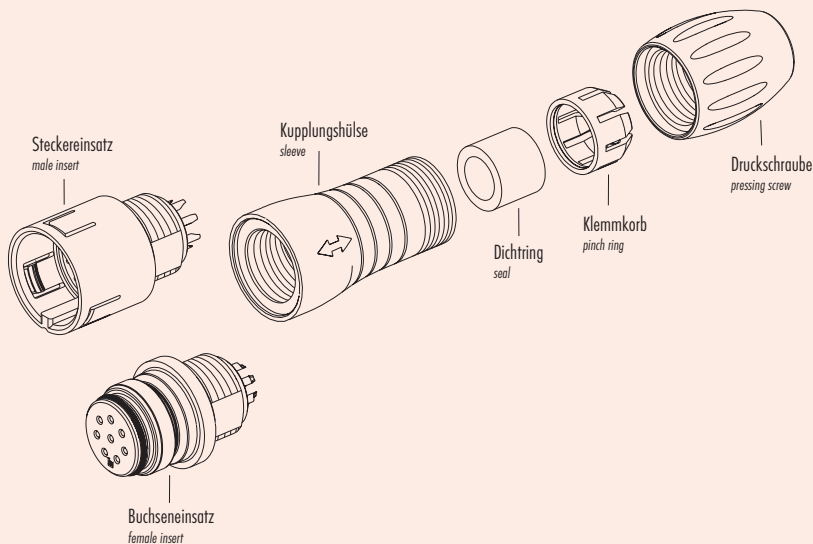
Ü  
TI  
  
620  
702  
709  
710  
711  
712  
719  
423  
425  
440  
581  
678  
680  
682  
720  
723  
623  
690  
691  
692  
693  
694  
707  
713  
718  
733  
763  
765  
768  
714  
715  
766  
815  
820  
825  
876  
772  
775  
A  
B  
C  
  
R

## Miniatur Rundsteckverbinder Serie 720 Miniature circular connectors series 720

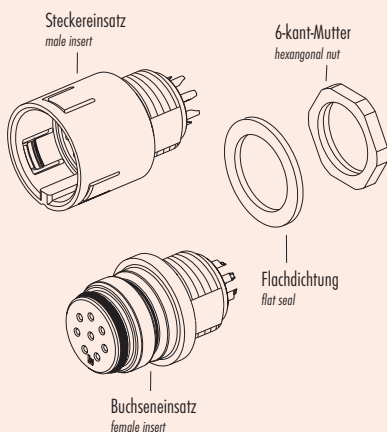
## Einzelteildarstellung, Polbilder Comp. part drawing, contact arrangements

Einzelteildarstellung  
Component part drawing

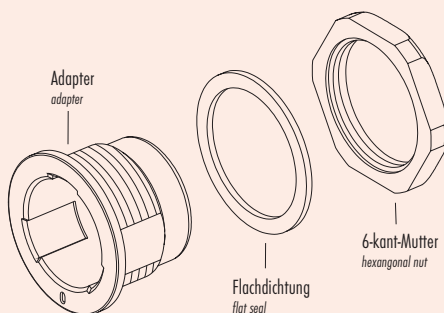
Kabelsteckverbinder  
Cable connector



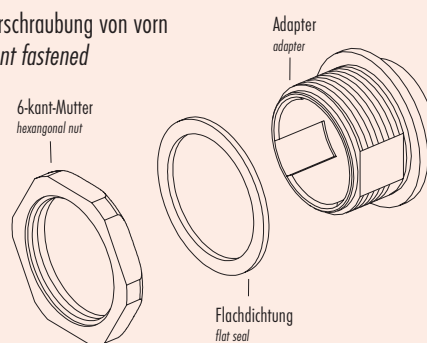
Flanschsteckverbinder  
Socket



Adapter  
Adapter



Adapter, Verschraubung von vorn  
Adapter, front fastened

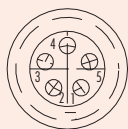


Polbilder mit Sicht auf Lötanschlusseite der Stifteinsätze  
Contact arrangements with view on solder termination side of male inserts

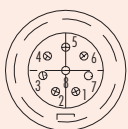
3 pol  
3 contacts



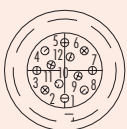
5 pol  
5 contacts



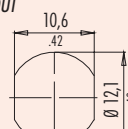
8 pol  
8 contacts



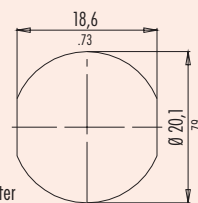
12 pol  
12 contacts



Montageausschnitt  
Panel cut out



Flanschsteckverbinder  
Socket



Adapter  
Adapter



## X-ON Electronics

Largest Supplier of Electrical and Electronic Components

*Click to view similar products for [Circular MIL Spec Connector](#) category:*

*Click to view products by [Binder manufacturer](#):*

Other Similar products are found below :

[89075GULPR](#) [0025-262-542](#) [0025-264-3014](#) [58-570121-04S](#) [0134-213-1208](#) [0134-213-2209](#) [0025-258-000](#) [60-042022-07P](#) [60-042022-19P](#)  
[60-042022-23P](#) [60-042217-10P](#) [0114-201-1278](#) [012-0467-000](#) [602GB06EG24-61SN](#) [0134-201-1207](#) [0134-213-1006](#) [6104-207-2302](#) [6104-](#)  
[208-1902](#) [61-168211-04P](#) [61-168617-10P](#) [6131-202-19149P](#) [6131-204-21149P](#) [6131-208-13149P](#) [6131-209-17149P](#) [6131-210-11149P](#) [6131-](#)  
[211-19149P](#) [6131-216-19149P](#) [6131-259-21149P](#) [6131-259-23149P](#) [6131-265-17149P](#) [6131-265-19149P](#) [CS3100A18-1P-472](#) [CS3100A-36-](#)  
[77P](#) [CS3101A-16-55P](#) [CS3102A-10SL-55P](#) [CS3102A-14S-58P](#) [CS3102A-32-17P](#) [CS3102A32-25S](#) [CS3102C18-4P-472](#)  
[CS3106A10SL3S004](#) [CS3106A-18-73S](#) [CS3108A-14S-52S](#) [CS3108A-28-51S](#) [6162-233-1277](#) [6162-324-1231](#) [M243082296Z](#)  
[M2884010AC1S1](#) [CT0-24-10SC](#) [CT0M20-7PCAU](#) [M28840/17AC1G3](#)