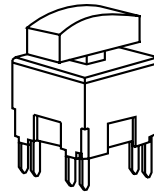


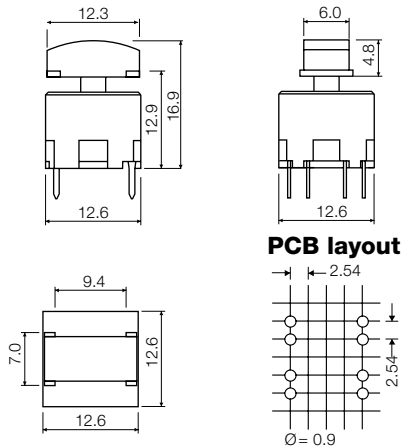
# unimec 16300/16700/16800



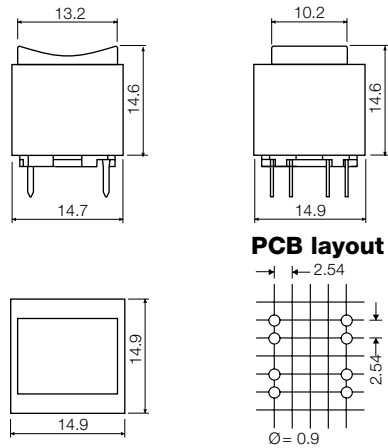
### Technical Data:

- 250mA/120V/9W AC/6W DC
- 2 pole
- momentary or alternate
- 8 contact functions
- temperature range:  
low temp: -40/+75°C  
high temp: -40/+160°C
- through-hole version

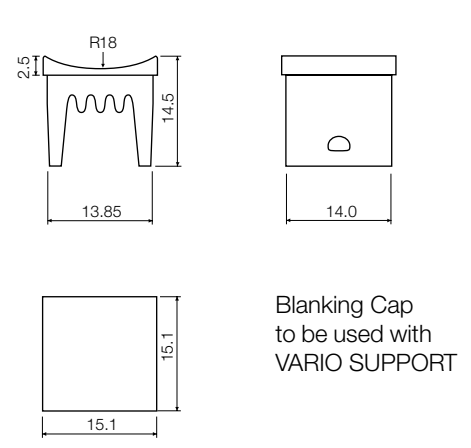
### Dimensions 16300:




### Dimensions 16700:




### Dimensions 16800:



### HOW TO ORDER


	<b>1 5</b> [ ] [ ] [ ] [ ]	+	<b>1 6 3 0 0</b> [ ] [ ] [ ] [ ] [ ]
	<b>Switch</b>		<b>Cap</b>
	<b>15501</b> mom. silver		<b>00</b> blue
	<b>15551</b> alt. silver		<b>01</b> brown
	<b>15502</b> mom. gold		<b>02</b> green
	<b>15552</b> alt. gold		<b>03</b> grey
	<b>15500</b> silent silver		<b>04</b> yellow
	<b>15401</b> mom. silver		<b>05</b> golden
	high temp.		<b>06</b> white
	<b>15451</b> alt. silver		<b>07</b> orange
	high temp.		<b>08</b> red
			<b>09</b> black

	<b>30</b> ultra blue	<b>50</b> metal dark blue
	<b>40</b> dusty blue	<b>53</b> metal light grey
	<b>42</b> aqua blue	<b>57</b> metal dark grey
	<b>32</b> mint green	<b>58</b> metal bordeaux
	<b>33</b> tele grey	
	<b>34</b> melon	
	<b>38</b> noble red	

	<b>1 5</b> [ ] [ ] [ ] [ ]	+	<b>1 6 7 0 0</b> [ ] [ ] [ ] [ ] [ ]
	<b>Switch</b>		<b>Cap</b>
			<b>00</b> blue
			<b>02</b> green
			<b>03</b> grey
			<b>04</b> yellow
			<b>06</b> white
			<b>08</b> red
			<b>09</b> black

	<b>00</b> blue	<b>11</b> transparent
	<b>02</b> green	<b>12</b> transparent green
	<b>03</b> grey	<b>14</b> transparent yellow
	<b>04</b> yellow	<b>18</b> transparent red
	<b>06</b> white	
	<b>08</b> red	
	<b>09</b> black	

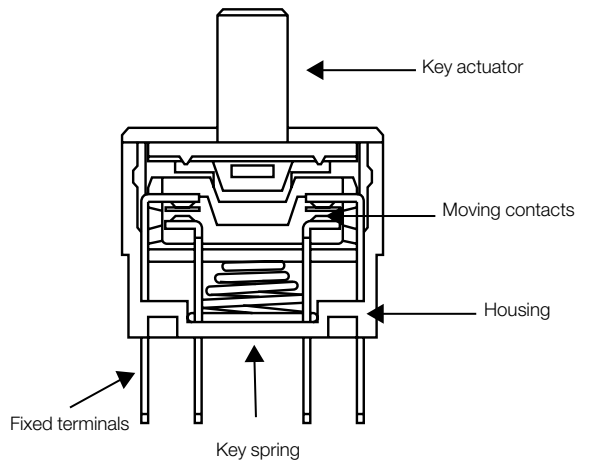
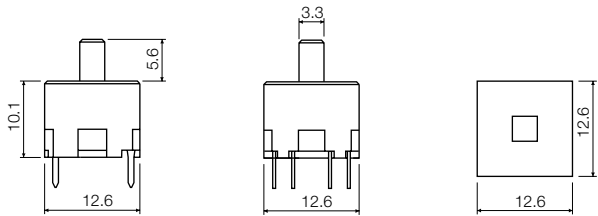
### 1 6 8 0 0 [ ] [ ] [ ] [ ] [ ]

	<b>Blanking Cap</b>	<b>00</b> blue	<b>11</b> transparent
		<b>01</b> brown	<b>12</b> transparent green
		<b>02</b> green	<b>14</b> transparent yellow
		<b>03</b> grey	<b>18</b> transparent red
		<b>04</b> yellow	
		<b>05</b> golden	
		<b>06</b> white	
		<b>07</b> orange	
		<b>08</b> red	
		<b>09</b> black	

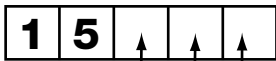
Ordering example: 15551 + 1670009

# unimec basic switch modules

Base module applies to all versions



Part no.



**Temperature:**  
**5:** low temp.  
**4:** high temp.

**Switch function:**  
**0:** momentary  
**5:** alternate

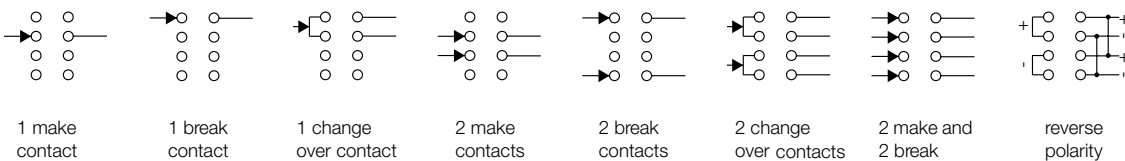
**Terminal:**  
**1:** silver  
**2:** gold  
**0:** quiet version, silver

Standard stock items: 15501 - 15551  
 Other versions: 15401 - 15451 - 15452 - 15502 - 15552 - 15500

PCB Mounting Hole Dimensions Basic Switch	Circuit diagram	PCB Mounting hole Dimensions (w/Extender 16250)	Functional diagram

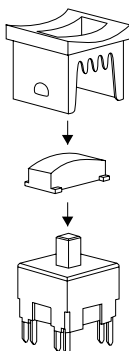
## Wiring Diagram

Select the contact function you desire - and design your PC board accordingly

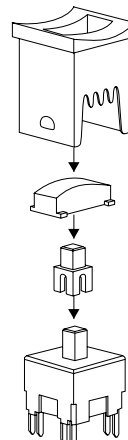


## How to assemble

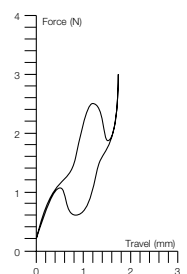
unimec  
 15XXX + 16300 +  
 16310



unimec  
 15XXX + 16270 +  
 16300 + 16324



## Operating Force (Typical example)



	Low Temperature Versions		High Temperature Versions	
	Silver	Gold	Silver	Gold
<b>Electrical Specifications</b>				
Contact resistance	Max. 100 mΩ (initially)			
Insulation resistance	>10MΩ			
Recommended load	min. 0.5 mA	0,5 μA	0.5 mA	0,5 μA
	max.	250 mA - 120 V - 9W AC - 6W DC		
Max. current in non switching state	0.5 A			
Contact bounce	Max. 10ms			
Dielectric strength between adjacent contacts	1000 V for 2 min.			
Insulation resistance between adjacent contacts	5 X 10 <sup>13</sup> Ω			
Capacitance between adjacent contacts	0.5 pF			
<b>Mechanical Specifications</b>				
Standard actuation force (switch)	typ 2.5N			
Max. actuation force without cap	100N for 10 sec.			
Key travel (switch)	1.8 mm			
Life time	Momentary 1.500.000 cycles Alternate 500.000 cycles		Momentary >10.000.000 cycles Alternate 5.000.000 cycles	
<b>Temperature Range</b>				
Working temperature	Min. -40°C Max. +75°C		Min. -40°C Max. +160°C	
Storage temperature	Min. -65°C Max. +85°C		Min. -65°C Max. +160°C	
Soldering IEC 68-2-20	Wave - max. 260°C for max. 10 sec., please refer to usage guidelines Soldering iron - max. 350°C for max. 3 sec. Flux tight.			
<b>Environmental Endurance IEC 68-2-3</b>				
Temperature	+40°C			
Humidity	93% RH			
Duration	56 Days			
Sealing IEC 529	IP-54			
Cleaning	Standard methods such as freon, water and soap (not immersed)			
<b>Material Specifications - Switches</b>				
Housing and actuator	Glass fiber filled Polycarbonate UL94V1		PPS UL94V0	
Switch spring	Stainless steel			
Key spring	Stainless steel			
Latch pin	Stainless steel			
Fixed contact	SnCu + 2μNi + 3μAg	SnCu + 2μNi + 3μAu	SnCu + 2μNi + 3μAg	SnCu + 2μNi + 3μAu
Moving contact	Stainless steel + 3μAg	Stainless steel + 3μAg+1μAu	Stainless steel + 3μAg	Stainless steel + 3μAg+1μAu
Contact lubricant	Special protective lubricant Klüber Barrierta I EL Fluid			
<b>Material Specifications - Caps &amp; Bezels</b>				
Temperature limit	Max. +65°C			
<b>Tampon Printing</b>	According to ISO Class.: 1/ ASTM Class.: 4B			

Specifications are subject to change without notice

## unimec LEDs

\*\* Pulse width 1ms Duty cycle 1:5

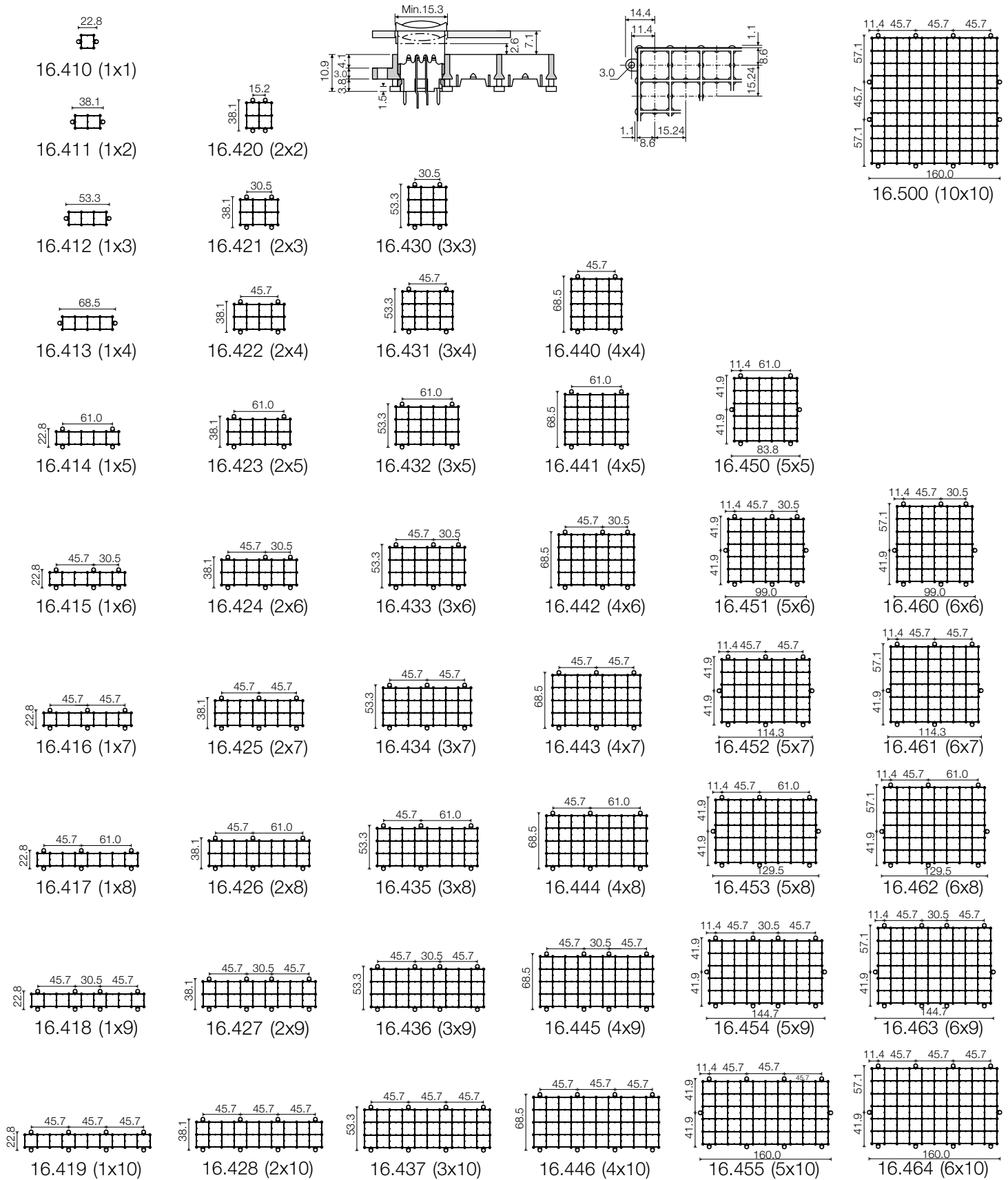
\*\*\*I<sub>F</sub> = 50mA

\*\*\*\* Luminous Flux mlm

Part Nos.	16920/16921			16922			16923			16924			
	G	Y	R	G	Y	R	G	Y	R	G	Y	R	
<b>Colour (G = Green, Y = Yellow, R = Red)</b>	G	Y	R	G	Y	R	G	Y	R	G	Y	R	
<b>Colour Codes</b>	02	04	08	02	04	08	20	40	80	22	44	88	
<b>Absolute Maximum Ratings</b> (Ta=25°C)													
Power	mW	100	100	100	135	135	135	70	60	60	300	300	300
Current forward	mA	30	30	30	30	30	30	20	20	20	75	90	90
Forward peak current	mA	50	50	50	90	90	90	60**	60**	60**	2	2.5	2.5
Voltage reverse	V	5	5	5	5	5	5	3	3	3	5	5	5
Operating temperature	°C	-25 - +100			-55 - +100			-25 ~ +85			-55 ~ +100		
Storage temperature	°C	-25 - +100			-55 - +100			-30 ~ +100			-55 ~ +100		
Soldering temperature	°C	+ 245 for max. 3 sec.			+300 for max. 3 sec.			260 for max. 5 sec.			300 for max. 3 sec.		
<b>Electrical-Optical Characteristics</b> (Ta=25°C)													
Voltage forward	Typ. V	2.0	2.0	2.0	2.1	2.2	2.3	2.1	2.1	2.0	2.4***	2.4***	2.4***
	Max. V	3.0	3.0	3.0	3.0	3.0	3.0	3.0	3.0	3.0	3.8***	3.8***	3.8***
Current reverse	μA	100	100	100	100	100	100	10	10	10	10	10	10
Wave length	nm	560	590	660	565	585	635	563	585	650	565	586	635
Spread	Ønm	10	10	10	10	10	10	40	40	40	25	45	45
Spread angle	degree	20	20	20	45	45	45	45	45	45	55	30	55
<b>Luminous Intensity</b>	Min. mcd	1	1	0.8	1.5	2.5	2.5	9.0	5.6	5.6	100****	100****	100****
	Typ. mcd	2	3	1.6	2.5	3.0	5.0	25	16	16	160****	160****	160****
Orientation	The longer pin is the anode, the shorter is the cathode.												

# unimec Vario Support

For all types of UNIMEC switches with bezels - 16310-16315 and 16324-16326



**Existing and New Part Nos. for Lead Free, RoHS compatible and Proces compatible mec products  
MULTIMEC**

<b>Part No.</b>	<b>Part Name</b>	<b>Lead Free</b>	<b>RoHS Comp.</b>	<b>Proces Comp.</b>	<b>New Part No. Comments</b>	<b>Lead Free</b>
3ASH9	Switch Surface Ag/High Temp	N	N	Y	RA3ASH9	Y
3AXXXG	All 3A Switches with Au	N	N	Y	RA3AXXXG	Y
3AXXXQ	All 3A Quiet Switches	N	N	Y	RA3AXXXQ	Y
3ASH9R	All 3A Switches delivered on Tape	N	N	Y	RA3ASH9R	Y
3ATH9	Switch Th Ag/High Temp.	N	N	Y	RA3ATH9	Y
3ATL6	Switch Th Ag/White But/Low Temp.	N	N	Y	RA3ATL6	Y
3ATL6 w/LED	Switch Th Ag/Low Temp w/LED	N	N	Y	RA3ATL6 w/LED	Y
3CSH9	Switch Surface Ag/High Temp.	N	N	Y	RA3CSH9	Y
3CXXXG	All 3C Switches with Au	N	N	Y	RA3CXXXG	Y
3CXXXQ	All 3C Quiet Switches	N	N	Y	RA3CXXXQ	Y
3CSH9R	All 3C Switches delivered on Tape	N	N	Y	RA3CSH9R	Y
3CTH9	Switch Th Ag/High Temp	N	N	Y	RA3CTH9	Y
3CTL6	Switch Th/White But/Low Temp	N	N	Y	RA3CTL6	Y
3CTL6-2SL	Switch Low Temp. 2 Straight Legs	N	N	Y	RA3CTL6-2SL	Y
3CTL6RAS	Right Angle Switch Low Temp.	N	N	Y	RA3CTL6RAS	Y
3CTL9	Switch Th Ag/Black But/Low Temp	N	N	Y	RA3CTL9	Y
3ESH9	Switch Surface Ag High Temp.	N	N	Y	RA3ESH9	Y
3ESH9-XX.X	Switch Ag/High Temp./w Actuator	N	N	Y	RA3ESH9-XX.X	Y
3EXXXG	All 3E Switches with Au	N	N	Y	RA3EXXXG	Y
3EXXXQ	All 3E Quiet Switches	N	N	Y	RA3EXXXQ	Y
3ESH9R	All 3E Switches delivered on Tape	N	N	Y	RA3ESH9R	Y
3ETH9	Switch Th Ag High Temp.	N	N	Y	RA3ETH9	Y

3ETH9-XX.X	Switch Th Ag/High Temp. w/Actuator	N	N	Y	RA3ETH9-XX.X	Y
3ETL9	Switch Th Ag/Low Temp.	N	N	Y	RA3ETL9	Y
3ETL9-XX.X	Switch Th Ag/Low Temp. w/Actuator	N	N	Y	RA3ETL9-XX.X	Y
3FSH9	Switch Surface Ag/High Temp.	N	N	Y	RA3FSH9	Y
3FXXXG	All 3F Switches with Au	N	N	Y	RA3FXXXG	Y
3FXXXQ	All 3F Quiet Switches	N	N	Y	RA3FXXXQ	Y
3FSH9R	All 3F Switches delivered on Tape	N	N	Y	RA3FSH9R	Y
3FTH9	Switch Th Ag/High Temp.	N	N	Y	RA3FTH9	Y
3FTH9 w/LED	Switch Th High Temp w/ LED	N	N	Y	RA3FTH9 w/LED	Y
3FTL6	Switch Th Ag/Low Temp.	N	N	Y	RA3FTL6	Y
3FTL6 w/LED	Switch Th Ag/Low Temp w/LED	N	N	Y	RA3FTL6 w/LED	Y
3FTL6-2SL	Switch Low Temp. 2 Straight Legs	N	N	Y	RA3FTL6-2SL	Y
3FTL6RAS	Right Angle Switch Low Temp.	N	N	Y	RA3FTL6RAS	Y
1CXXXX	Leds for 1C or 1H Button	N	N	N	RA1CXXXX	Y
2BXXXX	Leds for 2B Bezel	N	N	N	RA2BXXXX	Y
3FXXXXX	Leds Bent for 3F	N	N	N	RA3FXXXXX	Y
1AXX	DI Buttons all colours for 3A	Y	Y	N	No change, pls see note 1	
1BXX	DI Buttons f. Bezels all colours	Y	Y	N	No change, pls see note 1	
1CXXX	DI Buttons w/Lens all colours	Y	Y	N	No change, pls see note 1	
1DXX	Lk Buttons all colours	Y	Y	N	No change, pls see note 1	
1EXXX	Lk Buttons w/Lens all colours	Y	Y	N	No change, pls see note 1	
1FXXX	Lk Buttons w/Lens all colours	Y	Y	N	No change, pls see note 1	
1GA09	Cap black 11	Y	Y	Y	No change	
1GC09	Cap black 15	Y	Y	Y	No change	
1HXXX	DI Buttons w/Lens all colours	Y	Y	N	No change, pls see note 1	
1KXX	Lk Lid all colours	Y	Y	N	No change, pls see note 1	
1KXX16	Lid all colours/Lens/Reflector	Y	Y	N	No change, pls see note 1	

1KXX1	Lens Milky White For 1K Button	Y	Y	N	No change, pls see note 1
1KXXX6	Reflector For 1K Button White	Y	Y	N	No change, pls see note 1
1MXX	DI Button Double Width all colours	Y	Y	N	No change, pls see note 1
1NXX	Teardrop Buttons all colours	Y	Y	N	No change, pls see note 1
1PXX	Gf Buttons all colours	Y	Y	N	No change, pls see note 1
1QXXX	1P But. W/Square Hole, all colours	Y	Y	N	No change, pls see note 1
1RXXX	1P Button w/Round Hole, all colours	Y	Y	N	No change, pls see note 1
1S09-XX.X	Lk Button Black, all heights	Y	Y	Y	No change
1S11-XX.X	Lk Button Transparent, all heights	Y	Y	N	No change, pls see note 2
1TXX	Sq. Button, all colours	Y	Y	N	No change, pls see note 1
1UXX	Round Button, all colours	Y	Y	N	No change, pls see note 1
1VXX	Arrow Button, all colours	Y	Y	N	No change, pls see note 1
1X XX	Rectangular Button, all colours	Y	Y	N	No change, pls see note 1
1ZAXX	DL Button, all colours	Y	Y	N	No change, pls see note 1
1ZBXX	Curved Button, all colours	Y	Y	N	No change, pls see note 1
1ZCXX	Round Button, all colours	Y	Y	N	No change, pls see note 1
3E-XX.X	Actuator f. 3E Switch, all heights	Y	Y	Y	No change
3E-AXXXX	Varimec cap 5.2 Round, all heights	Y	Y	Y	No change
3E-BXXXX	Varimec cap 5.2 Square, all heights	Y	Y	Y	No change
3E-EXXXX	Varimec cap 7.8 Round, all heights	Y	Y	Y	No change
3E-FXXXX	Varimec cap 7.8 Square, all heights	Y	Y	Y	No change
3E-KXXXX	Varimec cap 11.6 Round, all heights	Y	Y	Y	No change
3E-LXXXX	Varimec cap 11.6 Square, all heights	Y	Y	Y	No change
AQB01XX	Sealing Boot (incl. Sea.ring)	Y	Y	Y	No change
AQB0111	Sealing Boot Trans. (incl. Sea.ring)	Y	Y	Y	No change
AQC09-XX.X	Cap Black, all overall heights	Y	Y	Y	No change
AQC11-XX.X	Cap Trans. all overall heights	Y	Y	N	No change, pls see note 2

AQN-X.X	Bushing, all heights	Y	Y	Y	No change
1CXXX	Lens f. 1C/1H/1Q Buttons, all colours	Y	Y	N	No change, pls see note 2
1EXXX	Lens f. 1E Buttons, all colours	Y	Y	N	No change, pls see note 2
1FXXX	Lens f. 1F Buttons, all colours	Y	Y	N	No change, pls see note 2
1RXX1	Round Transparent Lens For 1R	Y	Y	N	No change, pls see note 2
2AXX	DI Bezel, all colours	Y	Y	N	No change, pls see note 1
2BXXX	Bezel/Lens, all colours	Y	Y	N	No change, pls see note 1
2BXXX	Lens f. 2B Bezel, all colours	Y	Y	N	No change, pls see note 2
2KXX	Lk Bezel f. 1K, all colours	Y	Y	N	No change, pls see note 1
2RAS	Right Angle Support.	Y	Y	Y	No change
2S09-XX.X	Extender, Black Pps, all heights	Y	Y	Y	No change
1A09XDXXX	Button 1A Down/all legends	Y	Y	N	No change, pls see note 1
1A09XUXXX	Button 1A Up/all legends	Y	Y	N	No change, pls see note 1
1B09XDXXX	Button 1b Down/0	Y	Y	N	No change, pls see note 1
1B09XUXXX	Button 1B Up/all legends	Y	Y	N	No change, pls see note 1
1D09XXX	Round Button/all legends	Y	Y	N	No change, pls see note 1
1F096XXX	1F Button/Inverse legends	Y	Y	N	No change, pls see note 1
1ZB09XDXXX	Button1ZB09 Down / all legends	Y	Y	N	No change, pls see note 1
1ZC09XXX	Button 1ZC09 / all legends	Y	Y	N	No change, pls see note 1

**Note 1:** Complies with RoHS, however plastic material limited to 65°C.  
Accessories must be mounted after soldering.

**Note 2:** Complies with RoHS, however plastic material is limited to 85°C,  
so excessive proces heat must be avoided.

041213

041213



## X-ON Electronics

Largest Supplier of Electrical and Electronic Components

*Click to view similar products for [Switch Cases / Switch Covers](#) category:*

*Click to view products by [MEC Switches](#) manufacturer:*

Other Similar products are found below :

[704.925.2](#) [AMS-8C](#) [AP-DV](#) [PBBOX1HBY](#) [PBBOX3HBY](#) [PBBOX4HBY](#) [SA1074](#) [A16ZJ-5060](#) [A22Z-EG10-W](#) [A3B012R](#) [HE9Z-D5Y](#)  
[HG9Z-2D2](#) [61-9920.0](#) [61-9927.2](#) [PBBOX2HBY](#) [61-9924.0](#) [A3C-3002](#) [L188](#) [EUK-704.927.0](#) [SA1072-B](#) [SA1072](#) [EUK-704.927.4](#)  
[DPS8SGB54](#) [L167](#) [W42](#) [L180](#) [M1080-2](#) [M539](#) [HE9Z-D5B](#) [AT9444-082G](#) [08-0-0-01 905](#) [08-0-0-02](#) [A165-CTA](#) [A22Z-EG2](#) [RA1540109](#)  
[RA1540209](#) [1.30070.0211306](#) [435238-5](#) [M1080-1](#) [5.49257.0111502](#) [5.49275.0361303](#) [AML55-N10RK](#) [AML55-N10RR](#) [AML55-H10BB](#)  
[E50SN](#) [AML55-T10YY](#) [5.49.275.032/1601](#) [704.927.6](#) [1.30070.2510100](#) [1.30070.2510500](#)