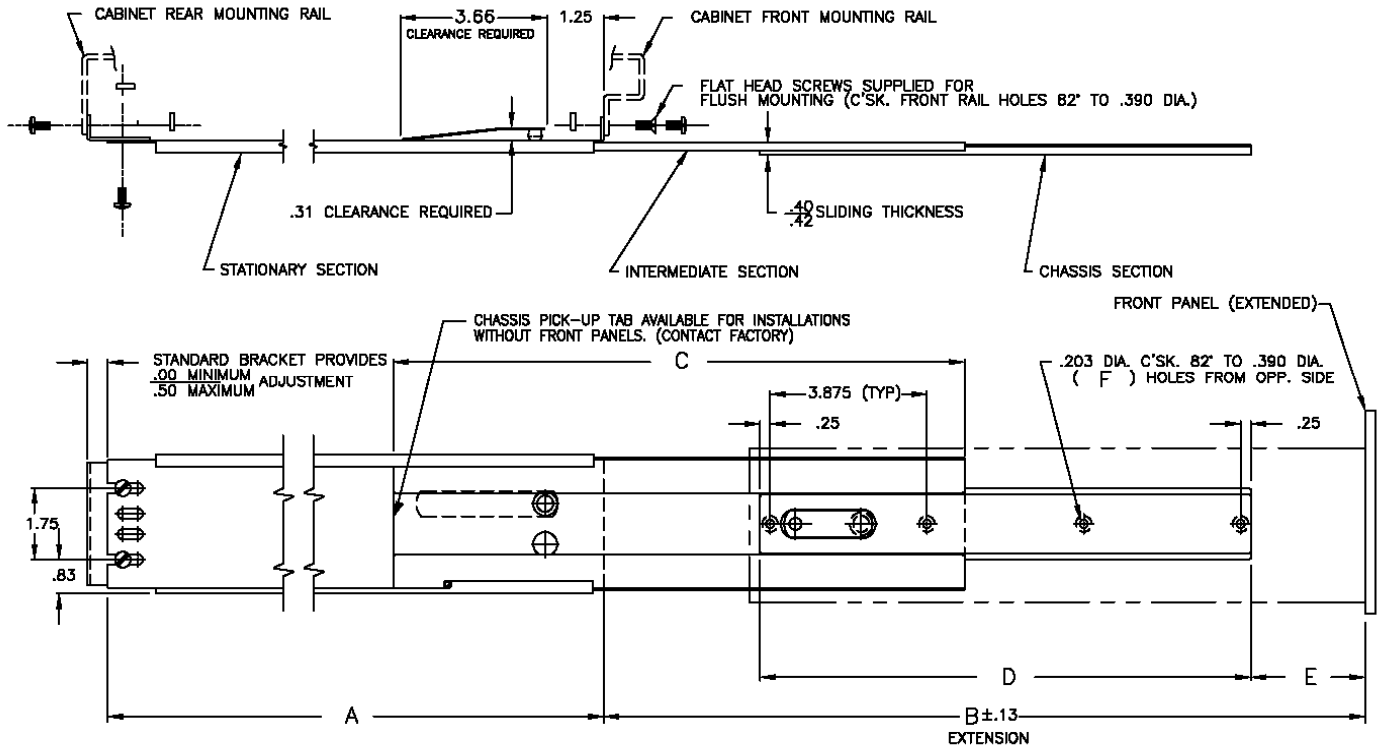
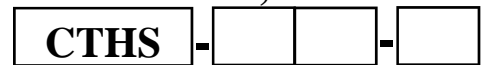


CTHS Slide



Catalog Number	A	B (min)	B (max)	C	D	E (min)	E (max)	F	Load Capacity
CTHS-114	14.00	13.75	15.63	13.00	12.13	0.00	1.88	4	275 LBS.
CTHS-116	16.00	15.75	19.63	15.00	12.13	0.00	3.88	4	275 LBS.
CTHS-118	18.00	21.63	23.63	17.00	16.00	0.00	2.00	5	275 LBS.
CTHS-120	20.00	23.63	27.63	19.00	16.00	0.00	4.00	5	275 LBS.
CTHS-122	22.00	23.63	29.63	21.00	16.00	0.00	6.00	5	275 LBS.
CTHS-124	24.00	24.25	31.63	23.00	16.00	0.63	8.00	5	275 LBS.

TO ORDER, SPECIFY



Stationary Section
 1 - Cabinet Mount
 2 - Strap Mount
 4 - Closed Slot

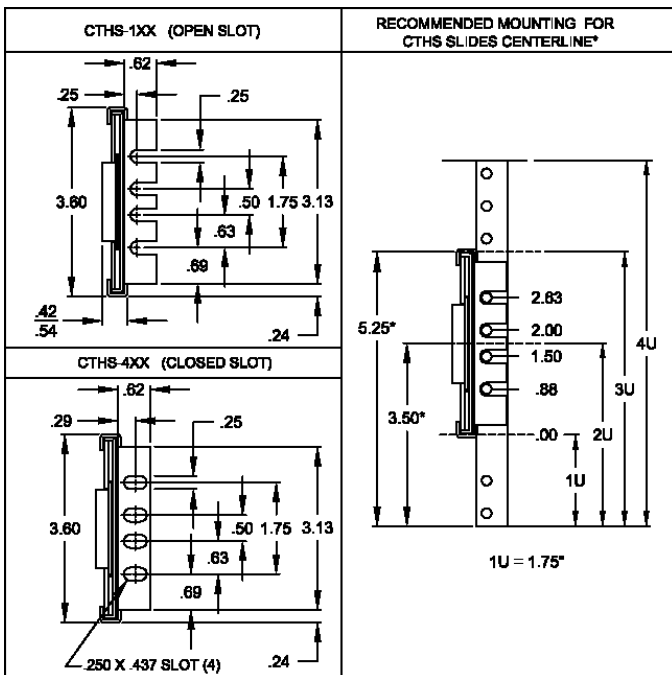
Length

AR - Automatic Release if desired

For information on Strap Mount option see page 28.

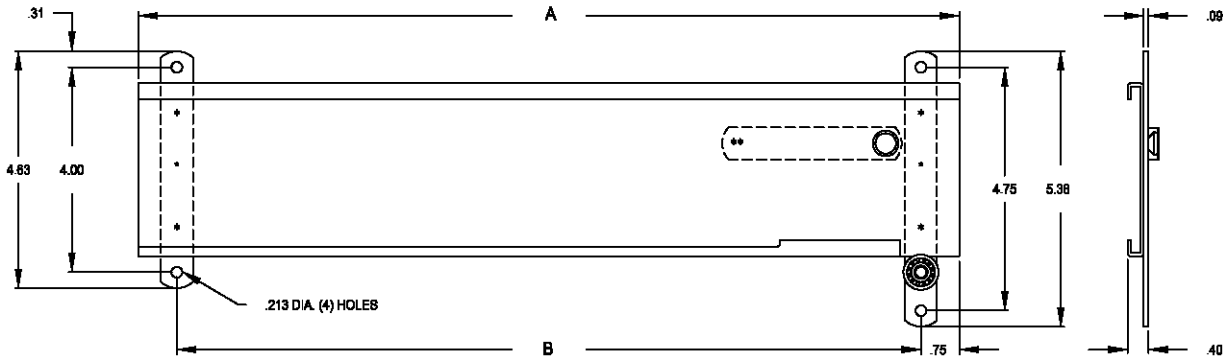
Notes

1. Right hand shown, left hand opposite.
2. Finish: All standard slides are coated with Poxylube™ dry film lubricant.
3. All standard slides are designed to lock-out in the extended position and are available with an optional automatic release if lock-out is not desirable.
4. Standard hardware packages include all the hardware necessary to mount your Chassis Trak® slides:
 - Rear mounting bracket (B-131) included
 - Bar Nuts (CA8056-06-0020)
 - #10-32 screws and keps nuts
5. All sliding members of the standard slide are made from cold rolled steel.
6. All Chassis Trak® solid bearing slides are supplied with a quick disconnect feature.
7. Optional mounting patterns, slide lengths and extensions are available.
8. Pickup tab available for units without a front panel.
9. For optional mounting brackets see page 35.



Strap Mounting Option

CTRS Strap Mount

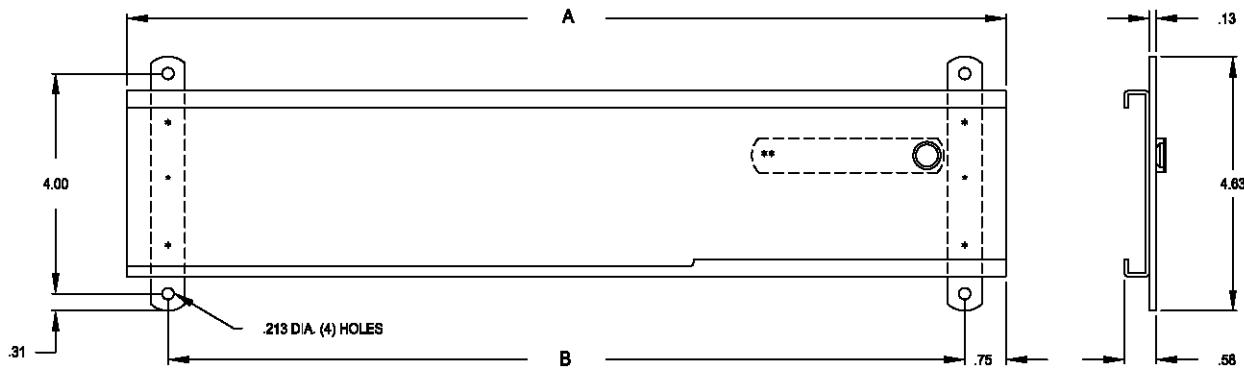


A	B
12.00	10.50
14.00	12.50
16.00	14.50
18.00	16.50
20.00	18.50
22.00	20.50
24.00	22.50

Notes

1. To order, specify **CTRS-2[XX]** see pages 20-21 for more information.
2. Strap mount slides are not designed to accommodate the standard EIA hole pattern.
3. All slides requires a .31" clearance behind the spring and button assembly for proper operation.

CTHS Strap Mount

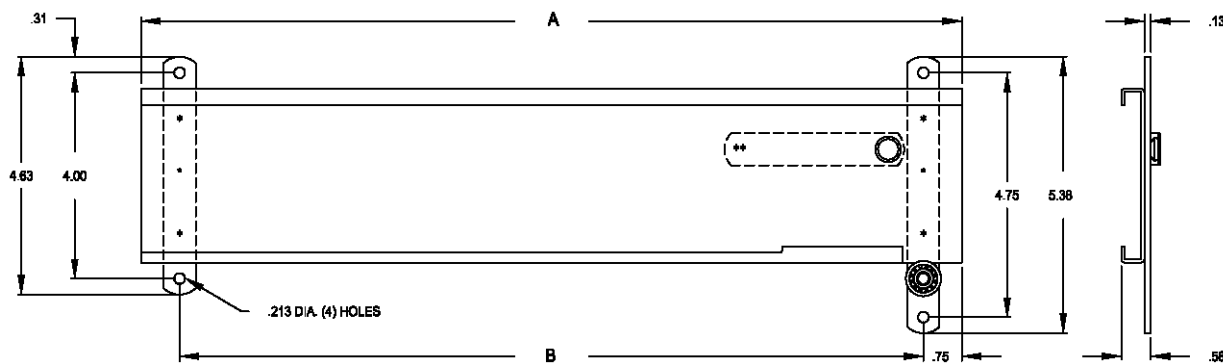


A	B
12.00	10.50
14.00	12.50
16.00	14.50
18.00	16.50
20.00	18.50
22.00	20.50
24.00	22.50

Notes

1. To order, specify **CTHS-2[XX]** see pages 22-23 for more information.
2. Strap mount slides are not designed to accommodate the standard EIA hole pattern.
3. All slides requires a .31" clearance behind the spring and button assembly for proper operation.

CTHRS Strap Mount



A	B
12.00	10.50
14.00	12.50
16.00	14.50
18.00	16.50
20.00	18.50
22.00	20.50
24.00	22.50

Notes

1. To order, specify **CTHRS-2[XX]** see pages 24-25 for more information.
2. Strap mount slides are not designed to accommodate the standard EIA hole pattern.
3. All slides requires a .31" clearance behind the spring and button assembly for proper operation.

Optional Mounting Brackets

Matrix For Solid Bearing Slides & Appropriate Rear Mounting Brackets with Range of Extension										
	B-131*	B-131-2	B-131-2.5	B-131-3	B-131-3.5	B-131-4	B-307-1 B-814-1	B-307-2 B-814-2	B-810-1	B-810-2
C-230-D	0 to .50	.44 to 1.06	.94 to 1.56	1.44 to 2.06	1.94 to 2.56	2.44 to 3.06	0 to 4.00	0 to 8.00		
C-230-S	0 to .50	.44 to 1.06	.94 to 1.56	1.44 to 2.06	1.94 to 2.56	2.44 to 3.06	0 to 4.00	0 to 8.00		
CTD	0 to .50	.44 to 1.06	.94 to 1.56	1.44 to 2.06	1.94 to 2.56	2.44 to 3.06	0 to 4.00	0 to 8.00		
CTS	0 to .50	.44 to 1.06	.94 to 1.56	1.44 to 2.06	1.94 to 2.56	2.44 to 3.06	0 to 4.00	0 to 8.00		
CTR D	0 to .50	.44 to 1.06	.94 to 1.56	1.44 to 2.06	1.94 to 2.56	2.44 to 3.06	0 to 4.00	0 to 8.00		
CTR S	0 to .50	.44 to 1.06	.94 to 1.56	1.44 to 2.06	1.94 to 2.56	2.44 to 3.06	0 to 4.00	0 to 8.00		
CTHD	0 to .50	.44 to 1.06	.94 to 1.56	1.44 to 2.06	1.94 to 2.56	2.44 to 3.06			0 to 4.00	0 to 8.00
CTHS	0 to .50	.44 to 1.06	.94 to 1.56	1.44 to 2.06	1.94 to 2.56	2.44 to 3.06			0 to 4.00	0 to 8.00
CTHR D	0 to .50	.44 to 1.06	.94 to 1.56	1.44 to 2.06	1.94 to 2.56	2.44 to 3.06			0 to 4.00	0 to 8.00
CTHR S	0 to .50	.44 to 1.06	.94 to 1.56	1.44 to 2.06	1.94 to 2.56	2.44 to 3.06			0 to 4.00	0 to 8.00
C-857	0 to .50	.44 to 1.06	.94 to 1.56	1.44 to 2.06	1.94 to 2.56	2.44 to 3.06				

Note brackets are made from 16 gauge C.R.S. — Standard finish: clear zinc commercial plating

*Supplied with standard slides

CATALOG NUMBER	A
B-131	1.56
B-131-2	2.00
B-131-2.5	2.50
B-131-3	3.00
B-131-3.5	3.50
B-131-4	4.00

CATALOG NUMBER	A	B	C
B-307-1 / B-810-1 / B-814-1	5.94	4.38	16
B-307-2 / B-810-2 / B-814-2	9.69	8.13	28

X-ON Electronics

Largest Supplier of Electrical and Electronic Components

Click to view similar products for general devices manufacturer:

Other Similar products are found below :

[C-300-S-116](#) [CLB-305-20](#) [CTRS-112](#) [CM5](#) [B-217](#) [C-938-28-LI/LO](#) [C-874-28](#) [C-874-22](#) [CTHS-124](#) [CTRS-124](#) [CM14](#) [C-230-S-116](#) [C-938-12](#) [C-938-20-LI-LO](#) [D-4455](#) [CM3](#) [CLB-203-22](#) [C-3700-18](#) [CLB-203-20](#) [CTS-122](#) [CLB-203-28](#) [CLB-203-24](#) [D-4454-19X24](#) [D-4080-1](#) [PCA-17](#) [B-217-2.5](#) [C-230-S-122](#) [D-4456](#) [C-300-S-120-RC-3S](#) [B-810-2](#) [C-300-S-118-RC](#) [B-793](#) [PCA-21](#) [B-307-1](#) [C-300-S-128](#) [C-300-S-210](#) [C-300-S-126-RC](#) [C-300-S-424](#) [C-4555](#) [C-300-S-122-RC-3S](#) [C-4017](#) [CTS-120](#) [C-300-S-120-RC](#) [C-300-S-424-RC-3S](#) [B-217-2](#) [B-131-3.5](#) [B-307-2](#) [C-300-S-422](#) [C-230-S-124](#) [C-300-S-420](#)