


## Wirewound Resistors

# High Power Type

## Normal Style [ PNP V Series ]



### INTRODUCTION

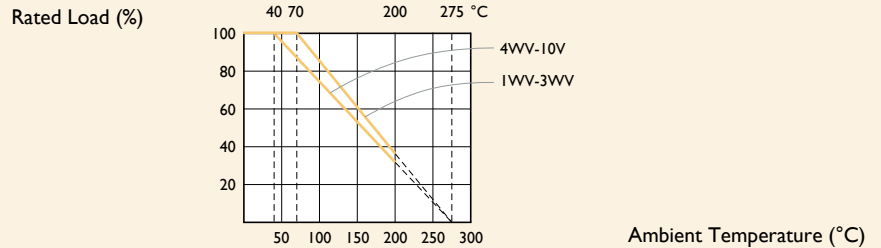
The resistor element is a resistive wire which is wound in a single layer on a ceramic rod, with tinned connecting wires of electrolytic copper welded to the end-caps. The ends of the resistive wire and the leads are connected to the caps by welding. The resistors are coated with layers of green color flame-proof lacquer. High power in small package. The 5th color band is violet to represent PNPV series.

### FEATURES

Power Rating	1W, 3W, 4W, 5W, 7W, 10W
Resistance Tolerance	±1%, ±5%
T.C.R.	±100ppm/°C, ±300ppm/°C
Flameproof Multi-layer Coating Meets	UL-94V-0
Flameproof Feature Meets Overload Test	UL-1412

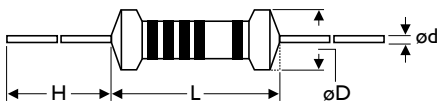
### DERATING CURVE

For resistors operated in ambient temperatures above 40°C, power rating must be derated in accordance with the curve below.



### DIMENSIONS

Unit: mm



5th color code: violet

STYLE	DIMENSION			
	L	øD	H	ød
PNP1WV	10±1.0	4.3±0.5	26±2.0	0.8±0.05
PNP3WV	13±1.0	5.5±0.5	34±2.0	0.8±0.05
PNP4WV	17±1.0	5.5±0.5	32±2.0	0.8±0.05
PNP5WV	17±1.0	7.5±0.5	32±2.0	0.8±0.05
PNP7WV	25±1.0	7.5±0.5	38±2.0	0.8±0.05
PNP10V	44±1.0	8.0±0.5	28±2.0	0.8±0.05

Note:

## ELECTRICAL CHARACTERISTICS

STYLE	PNPIWV	PNP3WV	PNP4WV	PNP5WV	PNP7WV	PNPI0V
Power Rating at 40°C			4W	5W	7W	10W
Power Rating at 70°C	1W	3W				
Voltage Proof	300V					
Resistance Range (±1%)	0.1 Ω - 1K Ω	0.1 Ω - 2.8K Ω	0.1 Ω - 4.3K Ω	0.1 Ω - 8.2K Ω	0.1 Ω - 10K Ω	0.1 Ω - 17K Ω
Resistance Range (±5%)	0.03 Ω - 1K Ω	0.015 Ω - 2.8K Ω	0.02 Ω - 4.3K Ω	0.025 Ω - 8.2K Ω	0.03 Ω - 10K Ω	0.1 Ω - 17K Ω
Operating Temp. Range	-40°C to +200°C					
Temperature Coefficient	±300ppm/°C					

Note: Special value is available on request

## ENVIRONMENTAL CHARACTERISTICS

PERFORMANCE TEST	TEST METHOD		APPRAISE
Short Time Overload	IEC 60115-1 4.13	10 times rated power for 5 Sec.	±2.0%+0.05 Ω
Voltage Proof	IEC 60115-1 4.7	in V-block for 60 Sec., test voltage by type	By type
Temperature Coefficient	IEC 60115-1 4.8	-55°C to +155°C	By type
Insulation Resistance	IEC 60115-1 4.6	in V-block for 60 Sec.	>100M Ω
Solderability	IEC 60115-1 4.17	235±5°C for 3±0.5 Sec.	95% Min. coverage
Solvent Resistance of Marking	IEC 60115-1 4.30	IPA for 5±0.5 Min. with ultrasonic	No deterioration of coatings and markings
Robustness of Terminations	IEC 60115-1 4.16	Direct load for 10 Sec. in the direction of the terminal leads	≥2.5kg (24.5N)
Damp Heat Steady State	IEC 60115-1 4.24	40±2°C, 90-95% RH for 56 days, loaded with 0.1 times RCWV	±5.0%+0.05 Ω
Endurance at 70°C	IEC 60115-1 4.25	70±2°C at RCWV for 1,000 Hr. (1.5 Hr. on, 0.5 Hr. off)	±5.0%+0.05 Ω
Temperature Cycling	IEC 60115-1 4.19	-55°C ⇌ Room Temp. ⇌ +155°C ⇌ Room Temp. (5 cycles)	±1.0%+0.05 Ω
Resistance to Soldering Heat	IEC 60115-1 4.18	260±3°C for 10±1 Sec., immersed to a point 3±0.5mm from the body	±1.0%+0.05 Ω
Accidental Overload Test	IEC 60115-1 4.26	4 times RCWV for 1 Min.	No evidence of flaming or arcing

Note: Rated Continuous Working Voltage (RCWV) =  $\sqrt{\text{Power Rating} \times \text{Resistance Value}}$

## X-ON Electronics

Largest Supplier of Electrical and Electronic Components

*Click to view similar products for yageo manufacturer:*

Other Similar products are found below :

[PHH2-KIT](#) [PHH6-KIT](#) [PHL4-KIT](#) [PR03/15K](#) [AC0603FR-07330KL](#) [AC0603JR-071K8L](#) [RC0603FR-07102KL](#) [MRS25/470R/1](#) [2238-580-15648](#) [2238-580-16618](#) [2238-586-15639](#) [2238-586-15641](#) [2238-586-15646](#) [2238-586-15648](#) [2238-587-15623](#) [2238-861-15108](#) [2238-861-15121](#) [2238-861-15129](#) [2238-861-15689](#) [2238-863-55331](#) [2238-867-15128](#) [2238-867-15181](#) [2238-867-15479](#) [2238-867-15561](#) [2238-867-15621](#) [2322-702-60229](#) [2322-702-60271](#) [2322-702-60683](#) [2322-704-61101](#) [2322-704-61109](#) [2322-704-61209](#) [2322-704-61303](#) [2322-704-61604](#) [2322-704-62202](#) [2322-704-62209](#) [2322-704-62404](#) [2322-704-62702](#) [2322-704-62942](#) [2322-704-63012](#) [2322-704-64303](#) [2322-704-65492](#) [2322-704-66202](#) [2322-704-66204](#) [2322-704-67501](#) [2322-704-68201](#) [2322-711-41301](#) [2322-711-61109](#) [2322-711-61124](#) [2322-711-61223](#) [2322-711-61229](#)