

MULTILAYER CERAMIC CHIP CAPACITORS



CGA Series Automotive Grade Conductive Epoxy Application

Type:

CGA2 [EIA CC0402]

CGA3 [EIA CC0603]

CGA4 [EIA CC0805]

CGA5 [EIA CC1206]

CGA6 [EIA CC1210]



REMINDERS

Please read before using this product

SAFETY REMINDERS

REMINDERS


1. If you intend to use a product listed in this catalog for a purpose that may cause loss of life or other damage, you must contact our company's sales window.
2. We may modify products or discontinue production of a product listed in this catalog without prior notification.
3. We provide "Delivery Specification" that explain precautions for the specifications and safety of each product listed in this catalog. We strongly recommend that you exchange these delivery specifications with customers that use one of these products.
4. If you plan to export a product listed in this catalog, keep in mind that it may be a restricted item according to the "Foreign Exchange and Foreign Trade Control Law". In such cases, it is necessary to acquire export permission in harmony with this law.
5. Any reproduction or transferring of the contents of this catalog is prohibited without prior permission from our company.
6. We are not responsible for problems that occur related to the intellectual property rights or other rights of our company or a third party when you use a product listed in this catalog. We do not grant license of these rights.
7. This catalog only applies to products purchased through our company or one of our company's official agencies. This catalog does not apply to products that are purchased through other third parties.

Notice: Effective January 2013, TDK will use a new catalog number which adds product thickness and packaging specification detail. This new catalog number should be referenced on all catalog orders going forward, and is not applicable for OEM part number orders. Please be aware the last five digits of the catalog number will differ from the item description (internal control number) on the product label. Contact your local TDK Sales representative for more information.

(Example)

Catalog Issued date	Catalog Number	Item Description (On Delivery Label)
Prior to January 2013	C1608C0G1E103J(080AA)	C1608C0G1E103JT000N
January 2013 and Later	C1608C0G1E103J080AA	C1608C0G1E103JT000N

MULTILAYER CERAMIC CHIP CAPACITORS



CGA Series Conductive Epoxy Application

Type:CGA2 [EIA CC0402], CGA3 [EIA CC0603], CGA4 [EIA CC0805],
CGA5 [EIA CC1206], CGA6 [EIA CC1210]

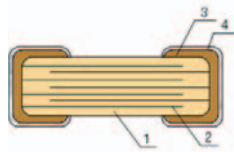
Features

- AgPdCu termination for conductive glue mounting
- Reduce risk of silver migration
- Improved mechanical and thermal strength when use with conductive glue.
- AEC-Q200 compliant.
- Compliance with the RoHS directive.

Applications

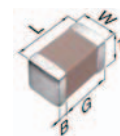
- Transmission control
- Engine sensor module
- Automotive power train
- ABS
- Application requiring conductive glue mounting method

Design Structure



No.	NAME	MATERIAL	
		Class 1	Class 2
(1)	Ceramic Dielectric	CaZrO ₃	BaTiO ₃
(2)	Internal Electrode	Nickel (Ni)	
(3)	Termination	Copper (Cu)	
(4)		AgPdCu	

Shape & Dimensions



L	Body length
W	Body width
T	Body height
B	Terminal width
G	Terminal spacing

Catalog Number Construction

CGA • 5 • L • 1 • X7R • 1E • 106 • K • 160 • A • D

Series Name

Dimensions L x W (mm)

Code	Length	Width	Terminal
2	1.00 ± 0.15	0.50 ± 0.10	0.10 min.
3	1.60 ± 0.15	0.80 ± 0.15	0.20 min.
4	2.00 ± 0.25	1.25 ± 0.25	0.20 min.
5	3.20 + 0.30,-0.10	1.60 + 0.30,-0.10	0.20 min.
6	3.20 ± 0.45	2.50 ± 0.30	0.20 min.

* Dimension tolerance are typical values

Thickness T Code (mm)

Code	Thickness	Code	Thickness
B	0.50 mm	J	1.25 mm
C	0.60 mm	L	1.60 mm
E	0.80 mm	M	2.00 mm
F	0.85 mm	P	2.50 mm
H	1.15 mm		

Voltage Condition for Life Test

Symbol	Condition
1	1 × R.V.
2	2 × R.V.
3	1.5 × R.V.

Temperature Characteristics

Temperature Characteristics	Temperature Coefficient or Capacitance Change	Temperature Range
C0G	0±30ppm/°C	-55 to +125°C
X7R	± 15%	-55 to +125°C
X8R	± 15%	-55 to +150°C

Rated Voltage (DC)

Code	Voltage (DC)
0J	6.3V
1C	16V
1E	25V
1V	35V
1H	50V
2A	100V

Nominal Capacitance (pF)

The capacitance is expressed in three digit codes and in units of pico Farads (pF). The first and second digits identify the first and second significant figures of the capacitance. The third digit identifies the multiplier. R designates a decimal point. Ex. 1R5=1.5pF, 103=10,000pF

Capacitance Tolerance

Code	Tolerance
C	± 0.25pF
D	± 0.50pF
J	± 5%
K	± 10%
M	± 20%

Nominal Thickness

Code	Thickness	Code	Thickness
050	0.50 mm	125	1.25 mm
060	0.60 mm	160	1.60 mm
080	0.80 mm	200	2.00 mm
085	0.85 mm	250	2.50 mm
115	1.15 mm		

Packaging Style

Code	Style
A	178 mm Reel, 4 mm Pitch
B	178 mm Reel, 2 mm Pitch

Special Reserved Code

Code	Description
D	Conductive Epoxy

⚠ Please be sure to request delivery specifications that provide further details on the features and specifications of the products for proper and safe use. Please note that the contents may change without any prior notice due to reasons such as upgrading.

MULTILAYER CERAMIC CHIP CAPACITORS



Capacitance Range Chart

CGA2(1005) [EIA CC0402]

Capacitance Range Chart

Temperature Characteristics: COG (0±30ppm/°C), X7R (±15%), X8R (±15%)

Rated voltage: 50V(1H), 25V(1E), 16V(1C)

Capacitance		Tolerance	COG	X7R			X8R				
(pF)	Code		1H (50V)	1H (50V)	1E (25V)	1C (16V)	1H (50V)	1E (25V)	1C (16V)		
1.0	010	C:±0.25pF	█								
1.5	1R5										
2.0	020										
2.2	2R2										
3.0	030										
3.3	3R3										
4.0	040										
4.7	4R7										
5.0	050	D:±0.50pF	█								
6.0	060										
6.8	6R8										
7.0	070										
8.0	080										
9.0	090										
10	100	J:±5%	█								
12	120										
15	150										
18	180										
22	220										
27	270										
33	330										
39	390										
47	470										
56	560										
68	680										
82	820										
100	101	COG; J:±5%	█								
120	121										
150	151							█			
180	181							█			
220	221							█			
270	271							█			
330	331			X8R; K:±10% M:±20%	█						
390	391									█	
470	471							█			
560	561							█			
680	681	K:±10% M:±20%	█								
820	821										
1,000	102										
1,500	152										
2,200	222										
3,300	332										
4,700	472										
6,800	682										
10,000	103										
15,000	153										
22,000	223										
33,000	333										
47,000	473										
68,000	683										
100,000	104										

Standard thickness

█ 0.50 mm

MULTILAYER CERAMIC CHIP CAPACITORS



Capacitance Range Chart

CGA3(1608) [EIA CC0603]


Capacitance Range Chart

Temperature Characteristics: C0G ($0 \pm 30 \text{ ppm}/^\circ\text{C}$)

Rated voltage: 100V(2A), 50V(1H)

Capacitance		Tolerance	C0G	
(pF)	Code		2A (100V)	1H (50V)
1.0	010	C: $\pm 0.25 \text{ pF}$		
1.5	1R5			
2.0	020			
2.2	2R2			
3.0	030			
3.3	3R3			
4.0	040			
4.7	4R7			
5.0	050			
6.0	060		D: $\pm 0.50 \text{ pF}$	
6.8	6R8			
7.0	070			
8.0	080			
9.0	090			
10	100	J: $\pm 5\%$		
12	120			
15	150			
18	180			
22	220			
27	270			
33	330			
39	390			
47	470			
56	560			
68	680			
82	820			
100	101			
120	121			
150	151			
180	181			
220	221			
270	271			
330	331			
390	391			
470	471			
560	561			
680	681			
820	821			
1,000	102			
1,200	122			
1,500	152			
1,800	182			
2,200	222			
2,700	272			
3,300	332			
3,900	392			
4,700	472			
5,600	562			
6,800	682			
8,200	822			
10,000	103			

Standard thickness

 0.80 mm

MULTILAYER CERAMIC CHIP CAPACITORS



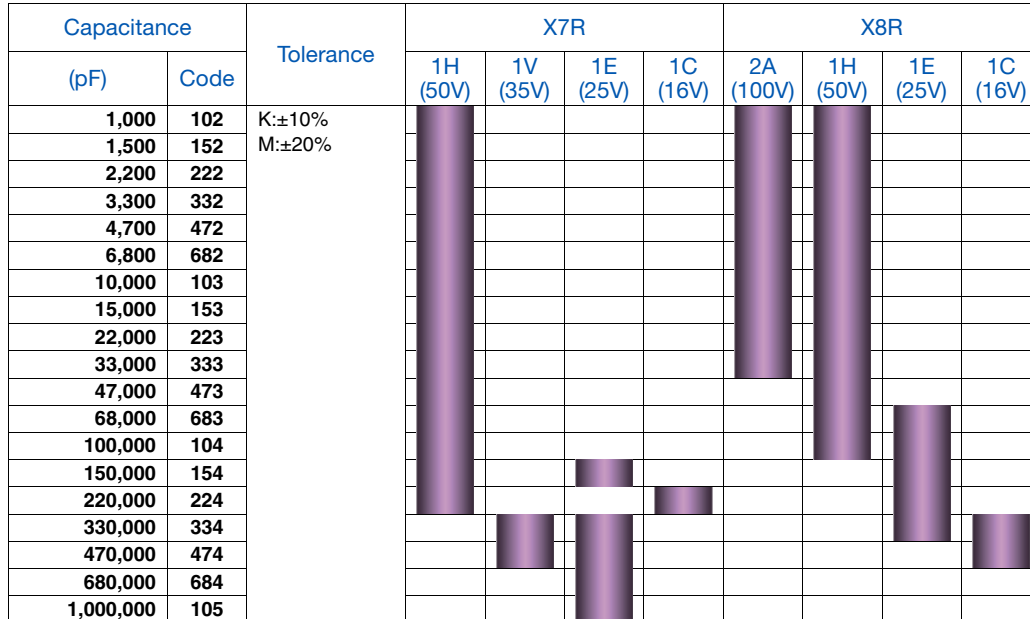
Capacitance Range Chart

CGA3(1608) [EIA CC0603]

Capacitance Range Chart

Temperature Characteristics: X7R ($\pm 15\%$), X8R ($\pm 15\%$)

Rated voltage: 100V(2A), 50V(1H), 35V(1V), 25V(1E), 16V(1C)



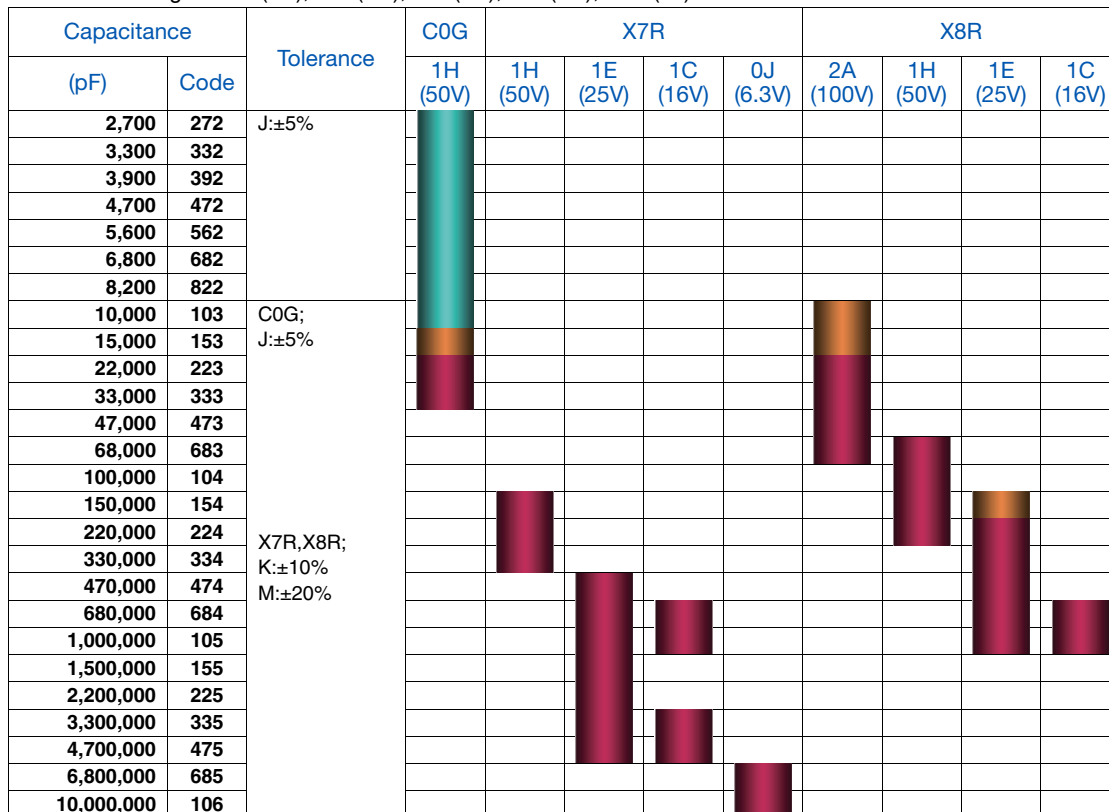
Capacitance Range Chart

CGA4(2012) [EIA CC0805]

Capacitance Range Chart

Temperature Characteristics: C0G ($0 \pm 30 \text{ ppm}/^\circ\text{C}$), X7R ($\pm 15\%$), X8R ($\pm 15\%$)

Rated voltage: 100V(2A), 50V(1H), 25V(1E), 16V(1C), 6.3V(0J)



⚠ Please be sure to request delivery specifications that provide further details on the features and specifications of the products for proper and safe use.
Please note that the contents may change without any prior notice due to reasons such as upgrading.

MULTILAYER CERAMIC CHIP CAPACITORS



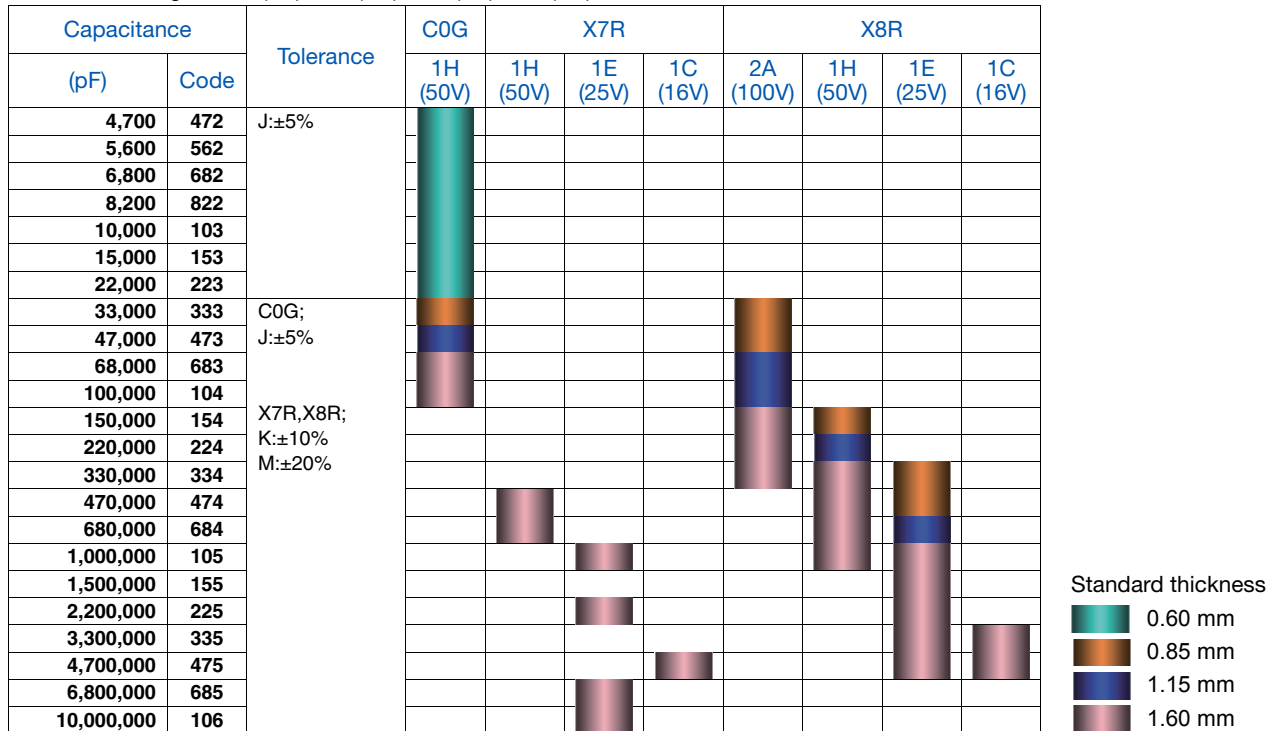
Capacitance Range Chart

CGA5(3216) [EIA CC1206]

Capacitance Range Chart

Temperature Characteristics: COG (0±30ppm/°C), X7R (±15%), X8R (±15%)

Rated voltage: 100V(2A), 50V(1H), 25V(1E), 16V(1C)



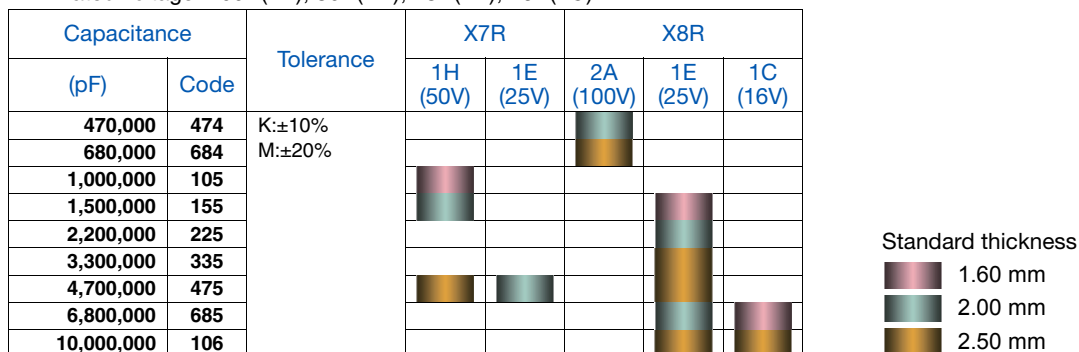
Capacitance Range Chart

CGA6(3225) [EIA CC1210]

Capacitance Range Chart

Temperature Characteristics: X7R (±15%), X8R (±15%)

Rated voltage: 100V(2A), 50V(1H), 25V(1E), 16V(1C)




MULTILAYER CERAMIC CHIP CAPACITORS

Capacitance Range Table

Class 1 (Temperature Compensating)

Temperature Characteristics: C0G (-55 to +125°C, 0±30 ppm/°C)

Capacitance	Dimensions	Thickness (mm)	Capacitance Tolerance	Catalog number	
				Rated voltage Edc: 100V	Rated voltage Edc: 50V
1 pF	1005	0.50 ± 0.10	± 0.25pF		CGA2B2C0G1H010C050BD
	1608	0.80 ± 0.15	± 0.25pF	CGA3E2C0G2A010C080AD	CGA3E2C0G1H010C080AD
1.5 pF	1005	0.50 ± 0.10	± 0.25pF		CGA2B2C0G1H1R5C050BD
	1608	0.80 ± 0.15	± 0.25pF	CGA3E2C0G2A1R5C080AD	CGA3E2C0G1H1R5C080AD
2 pF	1005	0.50 ± 0.10	± 0.25pF		CGA2B2C0G1H020C050BD
	1608	0.80 ± 0.15	± 0.25pF	CGA3E2C0G2A020C080AD	CGA3E2C0G1H020C080AD
2.2 pF	1005	0.50 ± 0.10	± 0.25pF		CGA2B2C0G1H2R2C050BD
	1608	0.80 ± 0.15	± 0.25pF	CGA3E2C0G2A2R2C080AD	CGA3E2C0G1H2R2C080AD
3 pF	1005	0.50 ± 0.10	± 0.25pF		CGA2B2C0G1H030C050BD
	1608	0.80 ± 0.15	± 0.25pF	CGA3E2C0G2A030C080AD	CGA3E2C0G1H030C080AD
3.3 pF	1005	0.50 ± 0.10	± 0.25pF		CGA2B2C0G1H3R3C050BD
	1608	0.80 ± 0.15	± 0.25pF	CGA3E2C0G2A3R3C080AD	CGA3E2C0G1H3R3C080AD
4 pF	1005	0.50 ± 0.10	± 0.25pF		CGA2B2C0G1H040C050BD
	1608	0.80 ± 0.15	± 0.25pF	CGA3E2C0G2A040C080AD	CGA3E2C0G1H040C080AD
4.7 pF	1005	0.50 ± 0.10	± 0.25pF		CGA2B2C0G1H4R7C050BD
	1608	0.80 ± 0.15	± 0.25pF	CGA3E2C0G2A4R7C080AD	CGA3E2C0G1H4R7C080AD
5 pF	1005	0.50 ± 0.10	± 0.25pF		CGA2B2C0G1H050C050BD
	1608	0.80 ± 0.15	± 0.25pF	CGA3E2C0G2A050C080AD	CGA3E2C0G1H050C080AD
6 pF	1005	0.50 ± 0.10	± 0.50pF		CGA2B2C0G1H060D050BD
	1608	0.80 ± 0.15	± 0.50pF	CGA3E2C0G2A060D080AD	CGA3E2C0G1H060D080AD
6.8 pF	1005	0.50 ± 0.10	± 0.50pF		CGA2B2C0G1H6R8D050BD
	1608	0.80 ± 0.15	± 0.50pF	CGA3E2C0G2A6R8D080AD	CGA3E2C0G1H6R8D080AD
7 pF	1005	0.50 ± 0.10	± 0.50pF		CGA2B2C0G1H070D050BD
	1608	0.80 ± 0.15	± 0.50pF	CGA3E2C0G2A070D080AD	CGA3E2C0G1H070D080AD
8 pF	1005	0.50 ± 0.10	± 0.50pF		CGA2B2C0G1H080D050BD
	1608	0.80 ± 0.15	± 0.50pF	CGA3E2C0G2A080D080AD	CGA3E2C0G1H080D080AD
9 pF	1005	0.50 ± 0.10	± 0.50pF		CGA2B2C0G1H090D050BD
	1608	0.80 ± 0.15	± 0.50pF	CGA3E2C0G2A090D080AD	CGA3E2C0G1H090D080AD
10 pF	1005	0.50 ± 0.10	± 0.50pF		CGA2B2C0G1H100D050BD
	1608	0.80 ± 0.15	± 0.50pF	CGA3E2C0G2A100D080AD	CGA3E2C0G1H100D080AD
12 pF	1005	0.50 ± 0.10	± 5%		CGA2B2C0G1H120J050BD
	1608	0.80 ± 0.15	± 5%	CGA3E2C0G2A120J080AD	CGA3E2C0G1H120J080AD
15 pF	1005	0.50 ± 0.10	± 5%		CGA2B2C0G1H150J050BD
	1608	0.80 ± 0.15	± 5%	CGA3E2C0G2A150J080AD	CGA3E2C0G1H150J080AD
18 pF	1005	0.50 ± 0.10	± 5%		CGA2B2C0G1H180J050BD
	1608	0.80 ± 0.15	± 5%	CGA3E2C0G2A180J080AD	CGA3E2C0G1H180J080AD
22 pF	1005	0.50 ± 0.10	± 5%		CGA2B2C0G1H220J050BD
	1608	0.80 ± 0.15	± 5%	CGA3E2C0G2A220J080AD	CGA3E2C0G1H220J080AD
27 pF	1005	0.50 ± 0.10	± 5%		CGA2B2C0G1H270J050BD
	1608	0.80 ± 0.15	± 5%	CGA3E2C0G2A270J080AD	CGA3E2C0G1H270J080AD
33 pF	1005	0.50 ± 0.10	± 5%		CGA2B2C0G1H330J050BD
	1608	0.80 ± 0.15	± 5%	CGA3E2C0G2A330J080AD	CGA3E2C0G1H330J080AD
39 pF	1005	0.50 ± 0.10	± 5%		CGA2B2C0G1H390J050BD
	1608	0.80 ± 0.15	± 5%	CGA3E2C0G2A390J080AD	CGA3E2C0G1H390J080AD
47 pF	1005	0.50 ± 0.10	± 5%		CGA2B2C0G1H470J050BD
	1608	0.80 ± 0.15	± 5%	CGA3E2C0G2A470J080AD	CGA3E2C0G1H470J080AD
56 pF	1005	0.50 ± 0.10	± 5%		CGA2B2C0G1H560J050BD
	1608	0.80 ± 0.15	± 5%	CGA3E2C0G2A560J080AD	CGA3E2C0G1H560J080AD
68 pF	1005	0.50 ± 0.10	± 5%		CGA2B2C0G1H680J050BD
	1608	0.80 ± 0.15	± 5%	CGA3E2C0G2A680J080AD	CGA3E2C0G1H680J080AD
82 pF	1005	0.50 ± 0.10	± 5%		CGA2B2C0G1H820J050BD
	1608	0.80 ± 0.15	± 5%	CGA3E2C0G2A820J080AD	CGA3E2C0G1H820J080AD
100 pF	1005	0.50 ± 0.10	± 5%		CGA2B2C0G1H101J050BD
	1608	0.80 ± 0.15	± 5%	CGA3E2C0G2A101J080AD	CGA3E2C0G1H101J080AD
120 pF	1005	0.50 ± 0.10	± 5%		CGA2B2C0G1H121J050BD
	1608	0.80 ± 0.15	± 5%	CGA3E2C0G2A121J080AD	CGA3E2C0G1H121J080AD
150 pF	1005	0.50 ± 0.10	± 5%		CGA2B2C0G1H151J050BD
	1608	0.80 ± 0.15	± 5%	CGA3E2C0G2A151J080AD	CGA3E2C0G1H151J080AD
180 pF	1005	0.50 ± 0.10	± 5%		CGA2B2C0G1H181J050BD
	1608	0.80 ± 0.15	± 5%	CGA3E2C0G2A181J080AD	CGA3E2C0G1H181J080AD

 Please be sure to request delivery specifications that provide further details on the features and specifications of the products for proper and safe use. Please note that the contents may change without any prior notice due to reasons such as upgrading.


MULTILAYER CERAMIC CHIP CAPACITORS

Capacitance Range Table

Class 1 (Temperature Compensating)

Temperature Characteristics: COG (-55 to +125°C, 0±30 ppm/°C)

Capacitance	Dimensions	Thickness (mm)	Capacitance Tolerance	Catalog number	
				Rated voltage Edc: 100V	Rated voltage Edc: 50V
220 pF	1005	0.50 ± 0.10	± 5%		CGA2B2C0G1H221J050BD
	1608	0.80 ± 0.15	± 5%	CGA3E2C0G2A221J080AD	CGA3E2C0G1H221J080AD
270 pF	1005	0.50 ± 0.10	± 5%		CGA2B2C0G1H271J050BD
	1608	0.80 ± 0.15	± 5%	CGA3E2C0G2A271J080AD	CGA3E2C0G1H271J080AD
330 pF	1005	0.50 ± 0.10	± 5%		CGA2B2C0G1H331J050BD
	1608	0.80 ± 0.15	± 5%	CGA3E2C0G2A331J080AD	CGA3E2C0G1H331J080AD
390 pF	1005	0.50 ± 0.10	± 5%		CGA2B2C0G1H391J050BD
	1608	0.80 ± 0.15	± 5%	CGA3E2C0G2A391J080AD	CGA3E2C0G1H391J080AD
470 pF	1005	0.50 ± 0.10	± 5%		CGA2B2C0G1H471J050BD
	1608	0.80 ± 0.15	± 5%	CGA3E2C0G2A471J080AD	CGA3E2C0G1H471J080AD
560 pF	1005	0.50 ± 0.10	± 5%		CGA2B2C0G1H561J050BD
	1608	0.80 ± 0.15	± 5%	CGA3E2C0G2A561J080AD	CGA3E2C0G1H561J080AD
680 pF	1005	0.50 ± 0.10	± 5%		CGA2B2C0G1H681J050BD
	1608	0.80 ± 0.15	± 5%	CGA3E2C0G2A681J080AD	CGA3E2C0G1H681J080AD
820 pF	1005	0.50 ± 0.10	± 5%		CGA2B2C0G1H821J050BD
	1608	0.80 ± 0.15	± 5%	CGA3E2C0G2A821J080AD	CGA3E2C0G1H821J080AD
1 nF	1005	0.50 ± 0.10	± 5%		CGA2B2C0G1H102J050BD
	1608	0.80 ± 0.15	± 5%	CGA3E2C0G2A102J080AD	CGA3E2C0G1H102J080AD
1.2 nF	1608	0.80 ± 0.15	± 5%	CGA3E2C0G2A122J080AD	CGA3E2C0G1H122J080AD
1.5 nF	1608	0.80 ± 0.15	± 5%		CGA3E2C0G1H152J080AD
1.8 nF	1608	0.80 ± 0.15	± 5%		CGA3E2C0G1H182J080AD
2.2 nF	1608	0.80 ± 0.15	± 5%		CGA3E2C0G1H222J080AD
	1608	0.80 ± 0.15	± 5%		CGA3E2C0G1H272J080AD
2.7 nF	2012	0.60 ± 0.15	± 5%		CGA4C2C0G1H272J060AD
	1608	0.80 ± 0.15	± 5%		CGA3E2C0G1H332J080AD
3.3 nF	2012	0.60 ± 0.15	± 5%		CGA4C2C0G1H332J060AD
	1608	0.80 ± 0.15	± 5%		CGA3E2C0G1H392J080AD
3.9 nF	2012	0.60 ± 0.15	± 5%		CGA4C2C0G1H392J060AD
	1608	0.80 ± 0.15	± 5%		CGA3E2C0G1H472J080AD
4.7 nF	2012	0.60 ± 0.15	± 5%		CGA4C2C0G1H472J060AD
	3216	0.60 ± 0.15	± 5%		CGA5C2C0G1H472J060AD
	1608	0.80 ± 0.15	± 5%		CGA3E2C0G1H562J080AD
5.6 nF	2012	0.60 ± 0.15	± 5%		CGA4C2C0G1H562J060AD
	3216	0.60 ± 0.15	± 5%		CGA5C2C0G1H562J060AD
	1608	0.80 ± 0.15	± 5%		CGA3E2C0G1H682J080AD
6.8 nF	2012	0.60 ± 0.15	± 5%		CGA4C2C0G1H682J060AD
	3216	0.60 ± 0.15	± 5%		CGA5C2C0G1H682J060AD
	1608	0.80 ± 0.15	± 5%		CGA3E2C0G1H822J080AD
8.2 nF	2012	0.60 ± 0.15	± 5%		CGA4C2C0G1H822J060AD
	3216	0.60 ± 0.15	± 5%		CGA5C2C0G1H822J060AD
	1608	0.80 ± 0.15	± 5%		CGA3E2C0G1H103J080AD
10 nF	2012	0.60 ± 0.15	± 5%		CGA4C2C0G1H103J060AD
	3216	0.60 ± 0.15	± 5%		CGA5C2C0G1H103J060AD
	2012	0.85 ± 0.15	± 5%		CGA4F2C0G1H153J085AD
15 nF	3216	0.60 ± 0.15	± 5%		CGA5C2C0G1H153J060AD
	2012	1.25 ± 0.25	± 5%		CGA4J2C0G1H223J125AD
22 nF	3216	0.60 ± 0.15	± 5%		CGA5C2C0G1H223J060AD
	2012	1.25 ± 0.25	± 5%		CGA4J2C0G1H333J125AD
33 nF	3216	0.85 ± 0.15	± 5%		CGA5F2C0G1H333J085AD
	47 nF	3216	1.15 ± 0.15	± 5%	CGA5H2C0G1H473J115AD
68 nF	3216	1.60 +0.30,-0.10	± 5%	CGA5L2C0G1H683J160AD	
100 nF	3216	1.60 +0.30,-0.10	± 5%	CGA5L2C0G1H104J160AD	

 Please be sure to request delivery specifications that provide further details on the features and specifications of the products for proper and safe use. Please note that the contents may change without any prior notice due to reasons such as upgrading.

MULTILAYER CERAMIC CHIP CAPACITORS



Capacitance Range Table

Class 2 (Temperature Stable)

Temperature Characteristics: X7R (-55 to +125°C, ±15%)

Capacitance	Dimensions	Thickness (mm)	Capacitance Tolerance	Catalog number			
				Rated voltage Edc: 50V	Rated voltage Edc: 35V	Rated voltage Edc: 25V	Rated voltage Edc: 16V
1 nF	1608	0.80 ± 0.15	± 10%	CGA3E2X7R1H102K080AD			
			± 20%	CGA3E2X7R1H102M080AD			
1.5 nF	1608	0.80 ± 0.15	± 10%	CGA3E2X7R1H152K080AD			
			± 20%	CGA3E2X7R1H152M080AD			
2.2 nF	1608	0.80 ± 0.15	± 10%	CGA3E2X7R1H222K080AD			
			± 20%	CGA3E2X7R1H222M080AD			
3.3 nF	1608	0.80 ± 0.15	± 10%	CGA3E2X7R1H332K080AD			
			± 20%	CGA3E2X7R1H332M080AD			
4.7 nF	1608	0.80 ± 0.15	± 10%	CGA3E2X7R1H472K080AD			
			± 20%	CGA3E2X7R1H472M080AD			
6.8 nF	1608	0.80 ± 0.15	± 10%	CGA3E2X7R1H682K080AD			
			± 20%	CGA3E2X7R1H682M080AD			
10 nF	1005	0.50 ± 0.10	± 10%	CGA2B3X7R1H103K050BD			
			± 20%	CGA2B3X7R1H103M050BD			
	1608	0.80 ± 0.15	± 10%	CGA3E2X7R1H103K080AD			
			± 20%	CGA3E2X7R1H103M080AD			
15 nF	1005	0.50 ± 0.10	± 10%	CGA2B3X7R1H153K050BD		CGA2B2X7R1E153K050BD	
			± 20%	CGA2B3X7R1H153M050BD		CGA2B2X7R1E153M050BD	
	1608	0.80 ± 0.15	± 10%	CGA3E2X7R1H153K080AD			
			± 20%	CGA3E2X7R1H153M080AD			
22 nF	1005	0.50 ± 0.10	± 10%	CGA2B3X7R1H223K050BD		CGA2B2X7R1E223K050BD	
			± 20%	CGA2B3X7R1H223M050BD		CGA2B2X7R1E223M050BD	
	1608	0.80 ± 0.15	± 10%	CGA3E2X7R1H223K080AD			
			± 20%	CGA3E2X7R1H223M080AD			
33 nF	1005	0.50 ± 0.10	± 10%	CGA2B3X7R1H333K050BD			CGA2B2X7R1C333K050BD
			± 20%	CGA2B3X7R1H333M050BD			CGA2B2X7R1C333M050BD
	1608	0.80 ± 0.15	± 10%	CGA3E2X7R1H333K080AD			
			± 20%	CGA3E2X7R1H333M080AD			
47 nF	1005	0.50 ± 0.10	± 10%	CGA2B3X7R1H473K050BD			
			± 20%	CGA2B3X7R1H473M050BD			
	1608	0.80 ± 0.15	± 10%	CGA3E2X7R1H473K080AD			
			± 20%	CGA3E2X7R1H473M080AD			
68 nF	1005	0.50 ± 0.10	± 10%	CGA2B3X7R1H683K050BD			
			± 20%	CGA2B3X7R1H683M050BD			
	1608	0.80 ± 0.15	± 10%	CGA3E2X7R1H683K080AD			
			± 20%	CGA3E2X7R1H683M080AD			
100 nF	1005	0.50 ± 0.10	± 10%	CGA2B3X7R1H104K050BD			
			± 20%	CGA2B3X7R1H104M050BD			
	1608	0.80 ± 0.15	± 10%	CGA3E2X7R1H104K080AD			
			± 20%	CGA3E2X7R1H104M080AD			
150 nF	1608	0.80 ± 0.15	± 10%	CGA3E3X7R1H154K080AD		CGA3E2X7R1E154K080AD	
			± 20%	CGA3E3X7R1H154M080AD		CGA3E2X7R1E154M080AD	
	2012	1.25 ± 0.25	± 10%	CGA4J2X7R1H154K125AD			
			± 20%	CGA4J2X7R1H154M125AD			
220 nF	1608	0.80 ± 0.15	± 10%	CGA3E3X7R1H224K080AD			CGA3E2X7R1C224K080AD
			± 20%	CGA3E3X7R1H224M080AD			CGA3E2X7R1C224M080AD
	2012	1.25 ± 0.25	± 10%	CGA4J2X7R1H224K125AD			
			± 20%	CGA4J2X7R1H224M125AD			
330 nF	1608	0.80 ± 0.15	± 10%		CGA3E1X7R1V334K080AD	CGA3E3X7R1E334K080AD	
			± 20%		CGA3E1X7R1V334M080AD	CGA3E3X7R1E334M080AD	
	2012	1.25 ± 0.25	± 10%	CGA4J2X7R1H334K125AD			
			± 20%	CGA4J2X7R1H334M125AD			
470 nF	1608	0.80 ± 0.15	± 10%		CGA3E1X7R1V474K080AD	CGA3E3X7R1E474K080AD	
			± 20%		CGA3E1X7R1V474M080AD	CGA3E3X7R1E474M080AD	
	2012	1.25 ± 0.25	± 10%			CGA4J2X7R1E474K125AD	
			± 20%			CGA4J2X7R1E474M125AD	
3216	1.60 +0.30,-0.10	± 10%	CGA5L2X7R1H474K160AD				
		± 20%	CGA5L2X7R1H474M160AD				

⚠ Please be sure to request delivery specifications that provide further details on the features and specifications of the products for proper and safe use.
Please note that the contents may change without any prior notice due to reasons such as upgrading.

MULTILAYER CERAMIC CHIP CAPACITORS

Capacitance Range Table

Class 2 (Temperature Stable)


Temperature Characteristics: X7R (-55 to +125°C, ±15%)

Capacitance	Dimensions	Thickness (mm)	Capacitance Tolerance	Catalog number			
				Rated voltage Edc: 50V	Rated voltage Edc: 25V	Rated voltage Edc: 16V	Rated voltage Edc: 6.3V
680 nF	1608	0.80 ± 0.15	± 10%		CGA3E1X7R1E684K080AD		
			± 20%		CGA3E1X7R1E684M080AD		
	2012	1.25 ± 0.25	± 10%		CGA4J3X7R1E684K125AD	CGA4J2X7R1C684K125AD	
			± 20%		CGA4J3X7R1E684M125AD	CGA4J2X7R1C684M125AD	
	3216	1.60 +0.30,-0.10	± 10%	CGA5L2X7R1H684K160AD			
			± 20%	CGA5L2X7R1H684M160AD			
1 µF	1608	0.80 ± 0.15	± 10%		CGA3E1X7R1E105K080AD		
			± 20%		CGA3E1X7R1E105M080AD		
	2012	1.25 ± 0.25	± 10%		CGA4J3X7R1E105K125AD	CGA4J2X7R1C105K125AD	
			± 20%		CGA4J3X7R1E105M125AD	CGA4J2X7R1C105M125AD	
	3216	1.60 +0.30,-0.10	± 10%		CGA5L2X7R1E105K160AD		
			± 20%		CGA5L2X7R1E105M160AD		
3225	1.60 ± 0.20	± 10%	CGA6L2X7R1H105K160AD				
		± 20%	CGA6L2X7R1H105M160AD				
1.5 µF	2012	1.25 ± 0.25	± 10%		CGA4J1X7R1E155K125AD		
			± 20%		CGA4J1X7R1E155M125AD		
3225	2.00 ± 0.20	± 10%	CGA6M2X7R1H155K200AD				
		± 20%	CGA6M2X7R1H155M200AD				
2.2 µF	2012	1.25 ± 0.25	± 10%		CGA4J3X7R1E225K125AD		
			± 20%		CGA4J3X7R1E225M125AD		
3216	1.60 +0.30,-0.10	± 10%		CGA5L2X7R1E225K160AD			
		± 20%		CGA5L2X7R1E225M160AD			
3.3 µF	2012	1.25 ± 0.25	± 10%		CGA4J1X7R1E335K125AD	CGA4J3X7R1C335K125AD	
			± 20%		CGA4J1X7R1E335M125AD	CGA4J3X7R1C335M125AD	
4.7 µF	2012	1.25 +0.30,-0.25	± 10%		CGA4J1X7R1E475K125AD	CGA4J3X7R1C475K125AD	
			± 20%		CGA4J1X7R1E475M125AD	CGA4J3X7R1C475M125AD	
	3216	1.60 +0.30,-0.10	± 10%			CGA5L3X7R1C475K160AD	
			± 20%			CGA5L3X7R1C475M160AD	
	3225	2.00 ± 0.20	± 10%		CGA6M2X7R1E475K200AD		
			± 20%		CGA6M2X7R1E475M200AD		
2.50 ± 0.30		± 10%	CGA6P3X7R1H475K250AD				
		± 20%	CGA6P3X7R1H475M250AD				
6.8 µF	2012	1.25 ± 0.25	± 10%			CGA4J1X7R0J685K125AD	
			± 20%			CGA4J1X7R0J685M125AD	
3216	1.60 +0.30,-0.10	± 10%		CGA5L1X7R1E685K160AD			
		± 20%		CGA5L1X7R1E685M160AD			
10 µF	2012	1.25 ± 0.25	± 10%			CGA4J1X7R0J106K125AD	
			± 20%			CGA4J1X7R0J106M125AD	
3216	1.60 + 0.30,-0.10	± 10%		CGA5L1X7R1E106K160AD			
		± 20%		CGA5L1X7R1E106M160AD			

Class 2 (Temperature Stable)

Temperature Characteristics: X8R (-55 to +150°C, ±15%)

Capacitance	Dimensions	Thickness (mm)	Capacitance Tolerance	Catalog number	
				Rated voltage Edc: 100V	Rated voltage Edc: 50V
150 pF	1005	0.50 ± 0.10	± 10%		CGA2B2X8R1H151K050BD
			± 20%		CGA2B2X8R1H151M050BD
220 pF	1005	0.50 ± 0.10	± 10%		CGA2B2X8R1H221K050BD
			± 20%		CGA2B2X8R1H221M050BD
330 pF	1005	0.50 ± 0.10	± 10%		CGA2B2X8R1H331K050BD
			± 20%		CGA2B2X8R1H331M050BD
470 pF	1005	0.50 ± 0.10	± 10%		CGA2B2X8R1H471K050BD
			± 20%		CGA2B2X8R1H471M050BD
680 pF	1005	0.50 ± 0.10	± 10%		CGA2B2X8R1H681K050BD
			± 20%		CGA2B2X8R1H681M050BD
1 nF	1005	0.50 ± 0.10	± 10%		CGA2B2X8R1H102K050BD
			± 20%		CGA2B2X8R1H102M050BD
	1608	0.80 ± 0.15	± 10%	CGA3E2X8R2A102K080AD	CGA3E2X8R1H102K080AD
			± 20%	CGA3E2X8R2A102M080AD	CGA3E2X8R1H102M080AD

 Please be sure to request delivery specifications that provide further details on the features and specifications of the products for proper and safe use. Please note that the contents may change without any prior notice due to reasons such as upgrading.

MULTILAYER CERAMIC CHIP CAPACITORS



Capacitance Range Table

Class 2 (Temperature Stable)

Temperature Characteristics: X8R (-55 to +150°C, ±15%)

Capacitance	Dimensions	Thickness (mm)	Capacitance Tolerance	Catalog number			
				Rated voltage Edc: 100V	Rated voltage Edc: 50V	Rated voltage Edc: 25V	Rated voltage Edc: 16V
1.5 nF	1005	0.50 ± 0.10	± 10%		CGA2B2X8R1H152K050BD		
			± 20%		CGA2B2X8R1H152M050BD		
	1608	0.80 ± 0.15	± 10%	CGA3E2X8R2A152K080AD	CGA3E2X8R1H152K080AD		
			± 20%	CGA3E2X8R2A152M080AD	CGA3E2X8R1H152M080AD		
2.2 nF	1005	0.50 ± 0.10	± 10%		CGA2B2X8R1H222K050BD		
			± 20%		CGA2B2X8R1H222M050BD		
	1608	0.80 ± 0.15	± 10%	CGA3E2X8R2A222K080AD	CGA3E2X8R1H222K080AD		
			± 20%	CGA3E2X8R2A222M080AD	CGA3E2X8R1H222M080AD		
3.3 nF	1005	0.50 ± 0.10	± 10%		CGA2B2X8R1H332K050BD		
			± 20%		CGA2B2X8R1H332M050BD		
	1608	0.80 ± 0.15	± 10%	CGA3E2X8R2A332K080AD	CGA3E2X8R1H332K080AD		
			± 20%	CGA3E2X8R2A332M080AD	CGA3E2X8R1H332M080AD		
4.7 nF	1005	0.50 ± 0.10	± 10%		CGA2B2X8R1H472K050BD		
			± 20%		CGA2B2X8R1H472M050BD		
	1608	0.80 ± 0.15	± 10%	CGA3E2X8R2A472K080AD	CGA3E2X8R1H472K080AD		
			± 20%	CGA3E2X8R2A472M080AD	CGA3E2X8R1H472M080AD		
6.8 nF	1005	0.50 ± 0.10	± 10%		CGA2B3X8R1H682K050BD	CGA2B2X8R1E682K050BD	
			± 20%		CGA2B3X8R1H682M050BD	CGA2B2X8R1E682M050BD	
	1608	0.80 ± 0.15	± 10%	CGA3E2X8R2A682K080AD	CGA3E2X8R1H682K080AD		
			± 20%	CGA3E2X8R2A682M080AD	CGA3E2X8R1H682M080AD		
10 nF	1005	0.50 ± 0.10	± 10%		CGA2B3X8R1H103K050BD	CGA2B2X8R1E103K050BD	
			± 20%		CGA2B3X8R1H103M050BD	CGA2B2X8R1E103M050BD	
	1608	0.80 ± 0.15	± 10%	CGA3E2X8R2A103K080AD	CGA3E2X8R1H103K080AD		
			± 20%	CGA3E2X8R2A103M080AD	CGA3E2X8R1H103M080AD		
15 nF	2012	0.85 ± 0.15	± 10%	CGA4F2X8R2A103K085AD			
			± 20%	CGA4F2X8R2A103M085AD			
	1005	0.50 ± 0.10	± 10%			CGA2B3X8R1E153K050BD	
			± 20%			CGA2B3X8R1E153M050BD	
22 nF	1608	0.80 ± 0.15	± 10%	CGA3E2X8R2A153K080AD	CGA3E2X8R1H153K080AD		
			± 20%	CGA3E2X8R2A153M080AD	CGA3E2X8R1H153M080AD		
	2012	0.85 ± 0.15	± 10%	CGA4F2X8R2A153K085AD			
			± 20%	CGA4F2X8R2A153M085AD			
33 nF	1005	0.50 ± 0.10	± 10%			CGA2B3X8R1E223K050BD	
			± 20%			CGA2B3X8R1E223M050BD	
	1608	0.80 ± 0.15	± 10%	CGA3E3X8R2A223K080AD	CGA3E2X8R1H223K080AD		
			± 20%	CGA3E3X8R2A223M080AD	CGA3E2X8R1H223M080AD		
47 nF	2012	1.25 ± 0.25	± 10%	CGA4J2X8R2A223K125AD			
			± 20%	CGA4J2X8R2A223M125AD			
	1005	0.50 ± 0.10	± 10%			CGA2B1X8R1E333K050BD	CGA2B3X8R1C333K050BD
			± 20%			CGA2B1X8R1E333M050BD	CGA2B3X8R1C333M050BD
68 nF	1608	0.80 ± 0.15	± 10%	CGA3E3X8R2A333K080AD	CGA3E2X8R1H333K080AD		
			± 20%	CGA3E3X8R2A333M080AD	CGA3E2X8R1H333M080AD		
	2012	1.25 ± 0.25	± 10%	CGA4J3X8R2A333K125AD			
			± 20%	CGA4J3X8R2A333M125AD			
100 nF	3216	0.85 ± 0.15	± 10%	CGA5F2X8R2A333K085AD			
			± 20%	CGA5F2X8R2A333M085AD			
	1005	0.50 ± 0.10	± 10%			CGA2B1X8R1E473K050BD	CGA2B3X8R1C473K050BD
			± 20%			CGA2B1X8R1E473M050BD	CGA2B3X8R1C473M050BD
150 nF	1608	0.80 ± 0.15	± 10%		CGA3E2X8R1H473K080AD		
			± 20%		CGA3E2X8R1H473M080AD		
	2012	1.25 ± 0.25	± 10%	CGA4J3X8R2A473K125AD			
			± 20%	CGA4J3X8R2A473M125AD			
220 nF	3216	0.85 ± 0.15	± 10%	CGA5F2X8R2A473K085AD			
			± 20%	CGA5F2X8R2A473M085AD			
	1608	0.80 ± 0.15	± 10%		CGA3E3X8R1H683K080AD	CGA3E2X8R1E683K080AD	
			± 20%		CGA3E3X8R1H683M080AD	CGA3E2X8R1E683M080AD	
330 nF	2012	1.25 ± 0.25	± 10%	CGA4J3X8R2A683K125AD	CGA4J2X8R1H683K125AD		
			± 20%	CGA4J3X8R2A683M125AD	CGA4J2X8R1H683M125AD		
	3216	1.15 ± 0.15	± 10%	CGA5H2X8R2A683K115AD			
			± 20%	CGA5H2X8R2A683M115AD			

⚠ Please be sure to request delivery specifications that provide further details on the features and specifications of the products for proper and safe use. Please note that the contents may change without any prior notice due to reasons such as upgrading.

MULTILAYER CERAMIC CHIP CAPACITORS

Capacitance Range Table

Class 2 (Temperature Stable)

Temperature Characteristics: X8R (-55 to +150°C, ±15%)

Capacitance	Dimensions	Thickness (mm)	Capacitance Tolerance	Catalog number			
				Rated voltage Edc: 100V	Rated voltage Edc: 50V	Rated voltage Edc: 25V	Rated voltage Edc: 16V
100 nF	1608	0.80 ± 0.15	± 10%		CGA3E3X8R1H104K080AD	CGA3E2X8R1E104K080AD	
			± 20%		CGA3E3X8R1H104M080AD	CGA3E2X8R1E104M080AD	
	2012	1.25 ± 0.25	± 10%		CGA4J2X8R1H104K125AD		
			± 20%		CGA4J2X8R1H104M125AD		
	3216	1.15 ± 0.15	± 10%	CGA5H2X8R2A104K115AD			
			± 20%	CGA5H2X8R2A104M115AD			
150 nF	1608	0.80 ± 0.15	± 10%			CGA3E3X8R1E154K080AD	
			± 20%			CGA3E3X8R1E154M080AD	
	2012	1.25 ± 0.25	± 10%		CGA4J3X8R1H154K125AD		
			± 20%		CGA4J3X8R1H154M125AD		
	3216	0.85 ± 0.15	± 10%			CGA4F2X8R1E154K085AD	
			± 20%			CGA4F2X8R1E154M085AD	
3216	0.85 ± 0.15	± 10%		CGA5F2X8R1H154K085AD			
		± 20%		CGA5F2X8R1H154M085AD			
220 nF	1608	0.80 ± 0.15	± 10%			CGA3E3X8R1E224K080AD	
			± 20%			CGA3E3X8R1E224M080AD	
	2012	1.25 ± 0.25	± 10%		CGA4J3X8R1H224K125AD	CGA4J2X8R1E224K125AD	
			± 20%		CGA4J3X8R1H224M125AD	CGA4J2X8R1E224M125AD	
	3216	1.15 ± 0.15	± 10%		CGA5H2X8R1H224K115AD		
			± 20%		CGA5H2X8R1H224M115AD		
3216	1.60 +0.30,-0.10	± 10%	CGA5L2X8R2A154K160AD				
		± 20%	CGA5L2X8R2A154M160AD				
330 nF	1608	0.80 ± 0.15	± 10%			CGA3E1X8R1E334K080AD	CGA3E3X8R1C334K080AD
			± 20%			CGA3E1X8R1E334M080AD	CGA3E3X8R1C334M080AD
	2012	1.25 ± 0.25	± 10%		CGA4J2X8R1E334K125AD		
			± 20%		CGA4J2X8R1E334M125AD		
	3216	0.85 ± 0.15	± 10%			CGA5F2X8R1E334K085AD	
			± 20%			CGA5F2X8R1E334M085AD	
3216	1.60 +0.30,-0.10	± 10%	CGA5L3X8R2A334K160AD	CGA5L2X8R1H334K160AD			
		± 20%	CGA5L3X8R2A334M160AD	CGA5L2X8R1H334M160AD			
470 nF	1608	0.80 ± 0.15	± 10%				CGA3E3X8R1C474K080AD
			± 20%				CGA3E3X8R1C474M080AD
	2012	1.25 ± 0.25	± 10%			CGA4J3X8R1E474K125AD	
			± 20%			CGA4J3X8R1E474M125AD	
	3216	0.85 ± 0.15	± 10%			CGA5F2X8R1E474K085AD	
			± 20%			CGA5F2X8R1E474M085AD	
3216	1.60 +0.30,-0.10	± 10%		CGA5L2X8R1H474K160AD			
		± 20%		CGA5L2X8R1H474M160AD			
3225	2.00 ± 0.20	± 10%	CGA6M3X8R2A474K200AD				
		± 20%	CGA6M3X8R2A474M200AD				
680 nF	2012	1.25 ± 0.25	± 10%			CGA4J1X8R1E684K125AD	CGA4J3X8R1C684K125AD
			± 20%			CGA4J1X8R1E684M125AD	CGA4J3X8R1C684M125AD
	3216	1.15 ± 0.15	± 10%			CGA5H2X8R1E684K115AD	
			± 20%			CGA5H2X8R1E684M115AD	
	3216	1.60 +0.30,-0.10	± 10%		CGA5L3X8R1H684K160AD		
			± 20%		CGA5L3X8R1H684M160AD		
3225	2.50 ± 0.30	± 10%	CGA6P3X8R2A684K250AD				
		± 20%	CGA6P3X8R2A684M250AD				
1 µF	2012	1.25 ± 0.25	± 10%			CGA4J1X8R1E105K125AD	CGA4J3X8R1C105K125AD
			± 20%			CGA4J1X8R1E105M125AD	CGA4J3X8R1C105M125AD
	3216	1.60 +0.30,-0.10	± 10%		CGA5L3X8R1H105K160AD	CGA5L2X8R1E105K160AD	
			± 20%		CGA5L3X8R1H105M160AD	CGA5L2X8R1E105M160AD	
3216	1.60 +0.30,-0.10	± 10%			CGA5L3X8R1E155K160AD		
		± 20%			CGA5L3X8R1E155M160AD		
3225	1.60 ± 0.20	± 10%			CGA6L2X8R1E155K160AD		
		± 20%			CGA6L2X8R1E155M160AD		
2.2 µF	3216	1.60 +0.30,-0.10	± 10%			CGA5L3X8R1E225K160AD	
			± 20%			CGA5L3X8R1E225M160AD	

⚠ Please be sure to request delivery specifications that provide further details on the features and specifications of the products for proper and safe use. Please note that the contents may change without any prior notice due to reasons such as upgrading.

MULTILAYER CERAMIC CHIP CAPACITORS



Capacitance Range Table

Class 2 (Temperature Stable)

Temperature Characteristics: X8R (-55 to +150°C, ±15%)

Capacitance	Dimensions	Thickness (mm)	Capacitance Tolerance	Catalog number	
				Rated voltage Edc: 25V	Rated voltage Edc: 16V
2.2 μF	3225	2.00 ± 0.20	± 10%	CGA6M2X8R1E225K200AD	
			± 20%	CGA6M2X8R1E225M200AD	
3.3 μF	3216	1.60 +0.30,-0.10	± 10%	CGA5L1X8R1E335K160AD	CGA5L3X8R1C335K160AD
			± 20%	CGA5L1X8R1E335M160AD	CGA5L3X8R1C335M160AD
	3225	2.50 ± 0.30	± 10%	CGA6P2X8R1E335K250AD	
			± 20%	CGA6P2X8R1E335M250AD	
4.7 μF	3216	1.60 +0.30,-0.10	± 10%	CGA5L1X8R1E475K160AD	CGA5L3X8R1C475K160AD
			± 20%	CGA5L1X8R1E475M160AD	CGA5L3X8R1C475M160AD
	3225	2.50 ± 0.30	± 10%	CGA6P3X8R1E475K250AD	
			± 20%	CGA6P3X8R1E475M250AD	
6.8 μF	3225	2.00 ± 0.20	± 10%	CGA6M1X8R1E685K200AD	CGA6M3X8R1C685K200AD
			± 20%	CGA6M1X8R1E685M200AD	CGA6M3X8R1C685M200AD
10 μF	3225	2.50 ± 0.30	± 10%	CGA6P1X8R1E106K250AD	CGA6P3X8R1C106K250AD
			± 20%	CGA6P1X8R1E106M250AD	CGA6P3X8R1C106M250AD