


## INTRODUCTION

Wamco LED Stick series **BL05-G** is a linear lighting system for interior applications such as path, cove, shelf, and display case lighting. **BL05-G** uses RGB full color technology allowing for smooth color changing effects. **BL05-G** has 4 length options: 300mm, 600mm, 900mm and 1200mm. **BL05-G** provides many advantages including brilliant light output, significant energy savings, and reduced maintenance costs.



## FEATURES

- RGB full color for dramatic color changing
- Attached by 3M adhesive tape
- 4 length options
- Safety due to low voltage operation (**24VDC**)
- 3 year warranty



## APPLICATIONS

- Path and cove lighting
- Shelf and display case lighting

## CERTIFICATIONS



- CE, RoHS


## SPECIFICATIONS

Model	Color	Length (PCB/Total)	LED Q'ty	Input Vol.	Power	View angle	Lum.Flux
WL-BL05G-RGB-300mm (WL-B05G03F0300)	RGB	(300/306)mm	10pcs	24VDC	3.5W	120°	76lm
WL-BL05G-RGB-600mm (WL-B05G07F0600)	RGB	(600/607)mm	20pcs	24VDC	7W	120°	152lm
WL-BL05G-RGB-900mm (WL-B05G10F0900)	RGB	(900/908)mm	30pcs	24VDC	10.5W	120°	228lm
WL-BL05G-RGB-1200mm (WL-B05G14F1200)	RGB	(1200/1209)mm	40pcs	24VDC	14W	120°	304lm

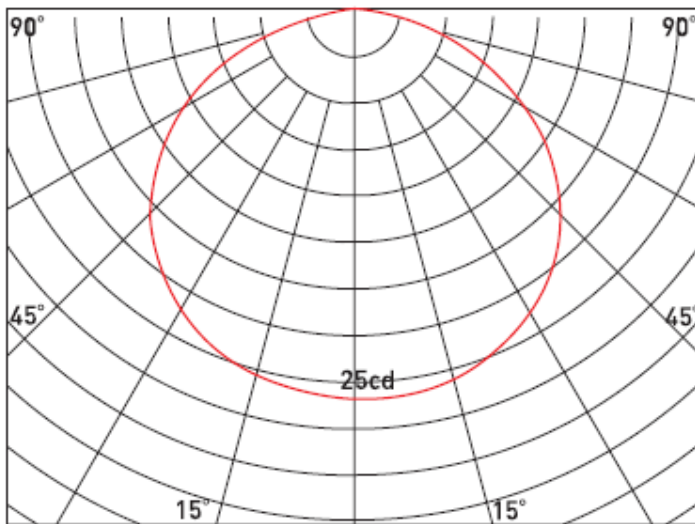
- Operating Temp. : -20°C~+50°C



## PHYSICAL SPECIFICATION (Unit : mm)



## LIGHT DISTRIBUTION



Øm		m
1.716	100lx	0.5m
3.431	25lx	1.0m
5.147	11lx	1.5m

\*300mm/Full Color

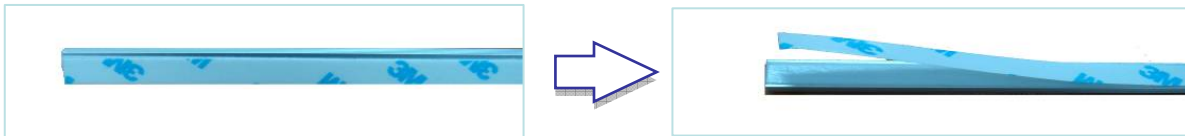


## Installation


☑ Before you begin

- Lighting must be installed by a qualified electrician in according with all national and local electrical regulations.
- Determine proper placement in relation to the size and complexity of your installation.
- Make sure Power is off before installation and follow installation process.


1 Remove 3M adhesive tape on the back side of BL05G



2 Mount the fixtures




3 Connect additional fixtures using jumper cable.



Jumper cable

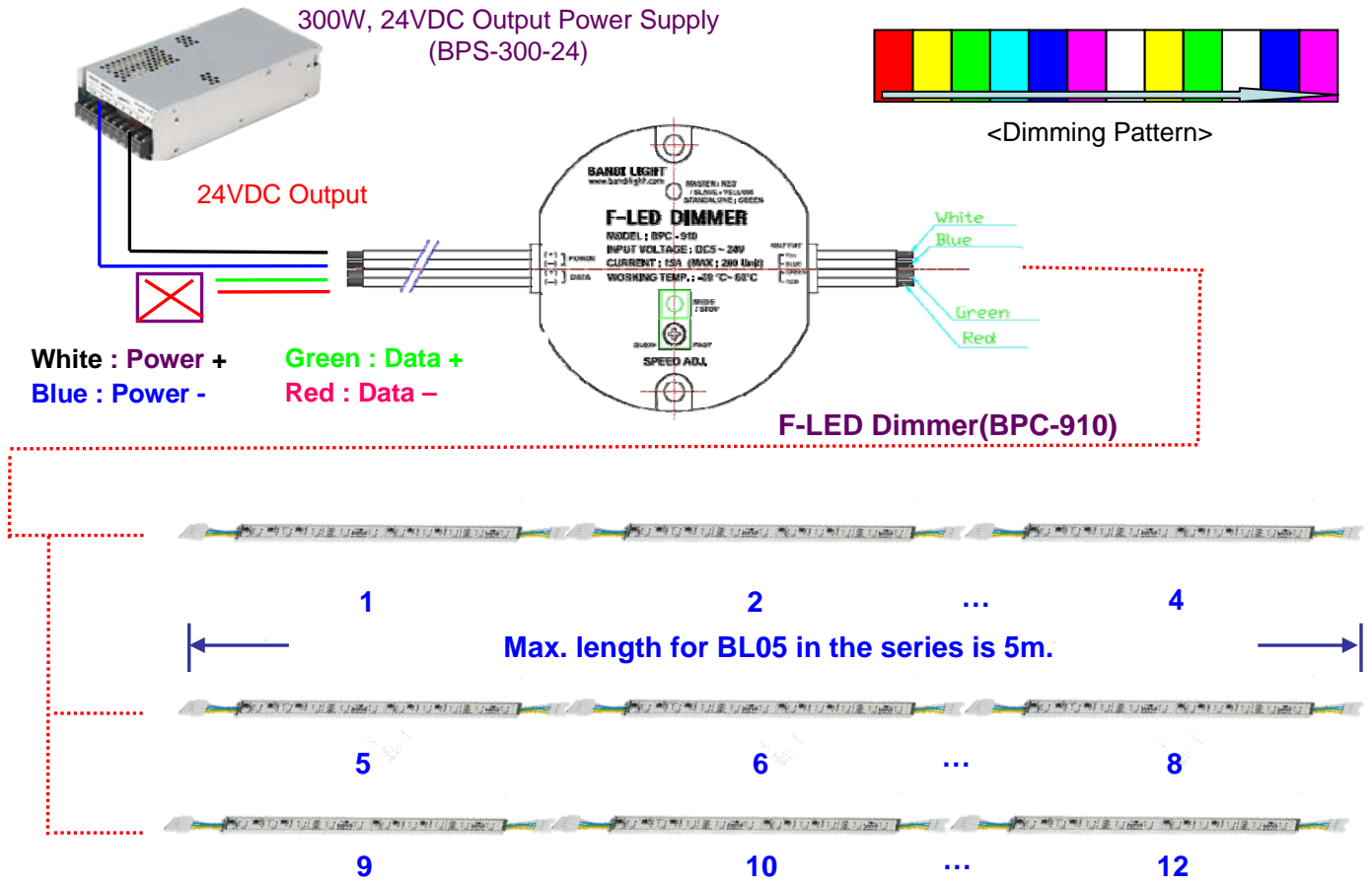


Please note that a 24V, R, G and B should be connected in the same lines when you connect additional fixtures. If the connection is wrong, BL05 will not work correctly.



## Installation

- 4 Connect DC power supply (24VDC output) with F-LED DIMMER (BPC-910) using leader cable.



Length (Unit: mm)	Watt/a pc	Max. number connected to a DC Power Supply	
		100W	300W
BL05G_1200	14W	6pcs	18pcs
BL05G_900	10.5W	8pcs	24pcs
BL05G_600	7W	12pcs	36pcs
BL05G_300	3.5W	24pcs	72pcs

- ⚠ Ensure main power supply is off before installing or wiring fixtures.
- ⚠ Do not exceed the specified voltage and current input for any fixtures.

- 5 Turn on the Power
- Check to see if BL05 lights.
- Please review all installation processes above if BL05 fails to light.





## Accessories


### 1) Connecting cable ( \* : standard)

Connecting cable		Length	Model Name	Description
Leader cable	* Leader G1	1000mm	W1GC1000	


### 2) DC Power Supply

Power supply (Normal)	
 (188x96x45)	 (198x102x52)
Model : BPS - 100 - 24	Model : BPS - 300 - 24
Power (Max.) : 100W	Power (Max.) : 300W
Input Voltage : 85~265VAC	Input Voltage : 85~265VAC
Output Voltage : 24VDC	Output Voltage : 24VDC
Certification : UL, CE	Certification : UL, CE

## Packaging




**BL05A**  
White 300mm  
24VDC Input 2.4W



White – White,  
Yellow – Warm white  
Red – Other Colors

➔



BL05G	RGB	300mm
Type	Color	Length



## X-ON Electronics

Largest Supplier of Electrical and Electronic Components

*Click to view similar products for [wamco](#) manufacturer:*

Other Similar products are found below :

[WL-2195A5-28V](#) [WL-19041351](#) [WL-B05I03L0300](#) [WL-1090D1-12V](#) [WL-1061QC1](#) [WL-2153A5](#) [WL-19012353](#) [WL-19010351](#) [WL-192A1250](#) [WL-192A035W](#) [WL-19210250](#) [WL-19091352](#) [WL-19040352](#) [WL-19040252](#) [WL-1090QC4-28V](#) [WL-19050352](#) [WL-1090QC3-28V](#) [WL-B05G10F0900](#) [WL-6091QM5-24V](#) [WL-19210350](#) [WL-19080255](#) [WL-192A0351](#) [WL-1090A1-28V](#) [WL-192A1350](#) [WL-19210251](#) [WL-19040451](#) [WL-19040353](#) [WL-19011352](#) [WL-19081350](#) [WL-192A0350](#) [WL-19040357](#) [WL-19050257](#) [WL-1062C1](#) [WL-1090A5-12V](#) [WL-1860235W3D](#) [WL-1051QC1](#) [WL-1052QC5](#) [WL-6391Q2D5-24V](#) [WL-2151A1](#) [WL-19090252](#) [WL-1032D5](#) [WL-2152A5](#) [WL-19090355](#) [WL-6391Q2M3-12V](#) [WL-192A1251](#) [WL-1060QC5](#) [WL-2150A3](#) [WL-19210351](#) [WL-19211451](#) [WL-1091M1-6V](#)