

# Panelboard Renewal Parts Supplement



## Contents<sup>①</sup>

Description	Page
PRL 1a and 2a Neutral Assemblies . . . . .	2-3
PRL 1a and 2a Ground Assemblies . . . . .	3
PRL 1a and 2a Deadfront Covers . . . . .	4
Panelboard Trim Locks . . . . .	5
PRL 1a and 2a Service Entrance Kits . . . . .	5
PRL 3a Ground Assemblies . . . . .	6
PRL 3a Service Entrance Kits . . . . .	6
PRL 3a Parts . . . . .	7
PRL 4 Blank Covers . . . . .	8-9
Panelboard Fastrim Clamps and Screw-On Hardware Kits . . . . .	9
PRL 4 Panels . . . . .	10
EZ™ Box and EZ™ Trim Renewal Parts . . . . .	10-11
Pow-R-Kit . . . . .	12
Satellite Locations and Territories . . . . .	13
Notes . . . . .	14-15



<sup>①</sup> For additional renewal parts please consult guide RP38F01.T.E.

**PRL 1a and 2a Neutral Assemblies**

**Table 1. 100-Ampere Neutral Assemblies<sup>②</sup>**

Panel Main Bus Ampere Rating	Neutral Rating	Lug Type	Drawing Number <sup>③</sup>	Panel Lug Options <sup>④</sup>	Wire Size Range	Quantity	Silver-Plated Copper Connector Item Number
100	100%	Mechanical	1C96646	STD SFL/TFL OVS	#14—1/0 #14—1/0 #6—300 kcmil	1 2 1	G03 G07 G11
	200%	Mechanical	1C96649	STD SFL/TFL OVS	#6—300 kcmil #6—300 kcmil 4/0—500 kcmil	1 2 1	G03 G07 G11

② The assemblies shown on this page are for panelboards that mount in 30.00- to 90.00-inch-high (762.0–2286.0 mm) enclosures only.

③ Order the basic drawing number, along with the equivalent G-number that is needed.

④ STD = Standard lugs  
SFL/TFL = Sub-feed and through-feed lugs  
OVS = Oversize lugs



**Table 2. 225-Ampere Neutral Assemblies<sup>⑤</sup>**

Panel Main Bus Ampere Rating	Neutral Rating	Lug Type	Drawing Number <sup>⑥</sup>	Panel Lug Options <sup>⑦</sup>	Wire Size Range	Quantity	Silver-Plated Copper Connector Item Number
225	100%	Mechanical	1C96649	STD SFL/TFL OVS	#6—300 kcmil #6—300 kcmil 4/0—500 kcmil	1 2 1	G03 G07 G11
	200%	Mechanical	1C96652	STD SFL/TFL OVS	4/0—500 kcmil N/A 3/0—750 kcmil	2 N/A 2	G03 G07 G11

⑤ The assemblies shown on this page are for panelboards that mount in 30.00- to 90.00-inch-high (762.0–2286.0 mm) enclosures.

⑥ Order the basic drawing number, along with the equivalent G-number that is needed.

⑦ STD = Standard lugs  
SFL/TFL = Sub-feed and through-feed lugs  
OVS = Oversize lugs



**Table 3. 400-Ampere Neutral Assemblies®**

Panel Main Bus Ampere Rating	Neutral Rating	Lug Type	Drawing Number <sup>②</sup>	Panel Lug Options <sup>®</sup>	Wire Size Range	Quantity	Silver-Plated Copper Connector Item Number
400	100%	Mechanical	1C96652	STD SFL/TFL OVS	4/0—500 kcmil N/A 3/0—750 kcmil	2 N/A 2	G03 G07 G11
400	200%	Mechanical	42C1332	STD SFL/TFL	3/0—750 kcmil 3/0—750 kcmil	2 4	G07 G11

② The assemblies shown on this page are for panelboards that mount in 30.00- to 90.00-inch-high (762.0–2286.0 mm) enclosures.

③ Order the basic drawing number, along with the equivalent G-number that is needed.

⑩ STD = Standard lugs  
SFL/TFL = Sub-feed and through-feed lugs  
OVS = Oversize lugs



**PRL 1a and 2a Ground Assemblies**

**Table 4. Standard Ground**

Drawing Number <sup>⑪</sup>	Enclosure Height in Inches (mm)	Bar Material	Item Number
5158C05	24.00 (609.6)	Aluminum/Copper	G01
	36.00 (914.4)	Aluminum/Copper	G02
	48.00 (1219.2)		
	60.00 (1524.0)		
	72.00 (1828.8)		
	90.00 (2286.0)		

⑪ Order the basic drawing number, along with the equivalent G-number that is needed (example: 5158C05G01).



5158C05G01



5158C05G02

**Table 5. Isolated Ground**

Drawing Number <sup>⑫</sup>	Enclosure Height in Inches (mm)	Bar Material	Item Number
2C11296	24.00 (609.6)	Aluminum/Copper	G01
	36.00 (914.4)	Aluminum/Copper	G02
	48.00 (1219.2)		
	60.00 (1524.0)		
	72.00 (1828.8)		
	90.00 (2286.0)		

⑫ Order the basic drawing number, along with the equivalent G-number that is needed (example: 2C11296G02).

**PRL 1a and 2a Deadfront Covers**

Note: Does not apply to PRL 4 sub-chassis.

**Table 6. Assembly**

Drawing Number <sup>Ⓢ</sup>	Standard Enclosure Height in Inches (mm)						
	24.00 (609.6)	36.00 (914.4)	42.00 (1066.8)	48.00 (1219.2)	60.00 (1524.0)	72.00 (1828.8)	90.00 (2286.0)
	Item Number						
	G01	G02	G07	G03	G04	G05	G06

Ⓢ Order the basic drawing number, along with the equivalent G-number that is needed (example: 1C96638G01). See photo below.

**Table 7. Vertically Mounted Devices**

Mounting Arrangement	Device/Frame	Drawing Number <sup>Ⓢ</sup>	Mounting Position	Item Number
Vertical	100 Ampere MLO, SFL, TFL, or F-Frame (100 Ampere Maximum)	4180B03	Top Bottom	H01 H01
	225 Ampere MLO, SFL, TFL, or F-Frame (225 Ampere Maximum)	4180B61	Top Bottom	H01 H01
	400 Ampere MLO, SFL, TFL, or J-Frame	4180B04	Top Bottom	H01 H02
	400 Ampere MLO, TFL, or K-Frame	4180B05	Top Bottom	H01 H02
Blank Covers in Inches (mm)	1.0 (25.4) 2.00 (50.8) 3.00 (76.2)	4180B08	N/A N/A N/A	H01 H02 H03
	4.00 (101.6) 5.00 (127.0) 6.00 (152.4)		N/A N/A N/A	H04 H05 H06
	7.00 (177.8) 8.00 (203.2) 9.00 (228.6)		N/A N/A N/A	H07 H08 H09
	10.00 (254.0) 11.00 (279.4) 12.00 (304.8)		N/A N/A N/A	H10 H11 H12
	13.00 (330.2) 14.00 (355.6) 15.00 (381.0) 16.00 (406.4)		N/A N/A N/A N/A	H13 H14 H15 H16


Ⓢ Order the basic drawing number, along with the equivalent H-number that is needed (example: 4180B03H01).



1C96638G01



4180B08H03




4180B03H01

**Panelboard Trim Locks**


Panelboard trims use different trim locks; see pictures below for styles and part numbers.

**Table 8. Panelboard Trim Locks**


Description	Catalog Number
For use on left-handed door. (Hinged on left side.)	K80522
For use on right-handed door. (Hinged on right side.)	8450C62H39
T-Handle lock, at one time used on all trims over 48.00 inches (1219.2 mm) in height. Also used on outdoor NEMA® 12/3R trims.	0080429
Used on PRL 4 lighting and power panels as standard.	1A32258H03
Used on PRL 1, 2, 3, 1a, 2a, and 3a lighting panels as standard. WEM-2 key.	5155C81G01



K80522



8450C62H39



0080429



1A32258H03



5155C81G01

**PRL 1a and 2a Service Entrance Kits**

**Table 9. PRL 1a and 2a Service Entrance Kits**

Drawing Number <sup>Ⓢ</sup>	Panel Ampere Rating	Tin-Plated Aluminum	Silver-Plated Copper
		Item Number	
Mechanical Main Lugs or Main Breakers			
4180B62	100-225	G01	G03
4180B62	400	G05	G07
Compression (Crimp) Main Lugs			
4180B62	100-225	G09	G11
4180B62	400	G13	G15
Copper Main Lugs			
4180B62	100-225	N/A	G19
4180B62	400	N/A	G23

<sup>Ⓢ</sup> Order the basic drawing number, along with the equivalent G-number that is needed (example: 4180B62G03).



4180B62G01

Effective January 2011

### PRL 3a Ground Assemblies

Table 10. PRL 3a Ground Assemblies

Material	Standard	Isolated
	Catalog Number	
Aluminum/Copper	5158C05G02	2C11296G02



5158C05G02

### PRL 3a Service Entrance Kits

Table 11. PRL 3a Service Entrance Kits

Style Number <sup>®</sup>	Panel Ampere Rating	Tin-Plated Aluminum	Silver-Plated Copper
		Item Number	
Mechanical Main Lugs or Main Breakers			
5078A98	100 250-600	G01 G13	G03 G15

<sup>®</sup> When ordering, use complete style number (example: 100 Ampere Tin-Plated Aluminum 5078A98G01).



5078A98G01

**PRL 3a Parts**

**Table 12. 20"- and 28"-Wide**

Cover	Fills This Height Space	Width	Part Number
1X Blank Cover	1 3/8"	13"	4176B72H01
2X Blank Cover	2 3/4"	13"	4176B72H02
3X Blank Cover	4 1/8"	13"	4176B72H03
4X Blank Cover	5 1/2"	13"	4176B72H04
5X Blank Cover	6 7/8"	13"	4176B72H05
6X Blank Cover	8 1/4"	13"	4176B72H06
7X Blank Cover	9 5/8"	13"	4176B72H07
8X Blank Cover	11"	13"	4176B72H08
9X Blank Cover	12 3/8"	13"	4176B72H09
10X Blank Cover	13 3/4"	13"	4176B72H10
11X Blank Cover	15 1/8"	13"	4176B72H11
12X Blank Cover	16 1/2"	13"	4176B72H12

Connector Kit Description	Additional Information	Max Amps	Part Number
6-Pole BAB Connector Kit	Three-Phase	100 Amp	KPRL3ABA06
6-Pole BAB Connector Kit	Single-Phase	100 Amp	KPRL3ABA06-1
12-Pole BAB Connector Kit	Three-Phase	100 Amp	KPRL3ABA12
12-Pole BAB Connector Kit	Single-Phase	100 Amp	KPRL3ABA12-1
18-Pole BAB Connector Kit	Three-Phase	100 Amp	KPRL3ABA18
18-Pole BAB Connector Kit	Single-Phase	100 Amp	KPRL3ABA18-1
24-Pole BAB Connector Kit	Three-Phase	100 Amp	KPRL3ABA24
24-Pole BAB Connector Kit	Single-Phase	100 Amp	KPRL3ABA24-1
6-Pole GHB Connector Kit	Three-Phase	100 Amp	KPRL3AGB06
6-Pole GHB Connector Kit	Single-Phase	100 Amp	KPRL3AGB06-1
12-Pole GHB Connector Kit	Three-Phase	100 Amp	KPRL3AGB12
12-Pole GHB Connector Kit	Single-Phase	100 Amp	KPRL3AGB12-1
18-Pole GHB Connector Kit	Three-Phase	100 Amp	KPRL3AGB18
18-Pole GHB Connector Kit	Single-Phase	100 Amp	KPRL3AGB18-1
24-Pole GHB Connector Kit	Three-Phase	100 Amp	KPRL3AGB24
24-Pole GHB Connector Kit	Single-Phase	100 Amp	KPRL3AGB24-1
2-Pole ED Connector Kit	Single-Breaker Mounting	225 Amp	KPRL3AED2
3-Pole ED Connector Kit		225 Amp	KPRL3AED3
1-Pole FD Connector Kit	Twin-Breaker Mounting	150 Amp	KPRL3AFD1
2-Pole FD Connector Kit		150 Amp	KPRL3AFD2
3-Pole FD Connector Kit		150 Amp	KPRL3AFD3

Effective January 2011

**PRL 4 Blank Covers****Table 13. Fits Only 24"-Wide Tub**

<b>Cover</b>	<b>Fills This Height Space</b>	<b>Width</b>	<b>Part Number</b>
1X Blank Cover	1 3/8"	17"	6554C01H01
2X Blank Cover	2 3/4"	17"	6554C01H02
3X Blank Cover	4 1/8"	17"	6554C01H03
4X Blank Cover	5 1/2"	17"	6554C01H13
5X Blank Cover	6 7/8"	17"	6554C01H14
6X Blank Cover	8 1/4"	17"	6554C01H04
7X Blank Cover	9 5/8"	17"	6554C01H05
9X Blank Cover	12 3/8"	17"	6554C01H06
10X Blank Cover	13 3/4"	17"	6554C01H07
11X Blank Cover	15 1/8"	17"	6554C01H08
12X Blank Cover	16 1/2"	17"	6554C01H09
13X Blank Cover	17 7/8"	17"	6554C01H10
15X Blank Cover	20 5/8"	17"	6554C01H11
20X Blank Cover	27 1/2"	17"	6554C01H12

**Table 14. Fits Only 36"- and 44"-Wide Tubs**

<b>Cover</b>	<b>Fills This Height Space</b>	<b>Width</b>	<b>Part Number</b>
1X Blank Cover	1 3/8"	25"	6554C02H01
2X Blank Cover	2 3/4"	25"	6554C02H02
3X Blank Cover	4 1/8"	25"	6554C02H03
4X Blank Cover	5 1/2"	25"	6554C02H13
5X Blank Cover	6 7/8"	25"	6554C02H14
6X Blank Cover	8 1/4"	25"	6554C02H04
7X Blank Cover	9 5/8"	25"	6554C02H05
9X Blank Cover	12 3/8"	25"	6554C02H06
10X Blank Cover	13 3/4"	25"	6554C02H07
11X Blank Cover	15 1/8"	25"	6554C02H08
12X Blank Cover	16 1/2"	25"	6554C02H09
13X Blank Cover	17 7/8"	25"	6554C02H10
15X Blank Cover	20 5/8"	25"	6554C02H11
20X Blank Cover	27 1/2"	25"	6554C02H12




**Table 15. PRL 4 Connector Kits**

Connector Kit Description	Additional Information	Max Amps	Part Number
3-Pole F-Frame Connector Kit	Single- and Twin-Mount	225 Amp	KPRL4FD
3-Pole J-Frame Connector Kit	Single-Mount	250 Amp	KPRL4JDS
3-Pole J-Frame Connector Kit	Twin-Mount	250 Amp	KPRL4JDT
3-Pole K-Frame Connector Kit	Single-Mount	400 Amp	KPRL4KDS
3-Pole K-Frame Connector Kit	Twin-Mount/44"-Wide Box Min.	400 Amp	KPRL4KDT
3-Pole L-Frame Connector Kit	Single-Mount/36"-Wide Box Min.	600 Amp	KPRL4LD
3-Pole M-Frame Connector Kit	Single-Mount/36"-Wide Box Min.	800 Amp	KPRL4MD
3-Pole N-Frame Connector Kit	Single-Mount/36"-Wide Box Min.	1200 Amp	KPRL4ND
Fusible Switch (FDPW) Connector Kit	Twin-Mount	60 Amp	KPRL44X
Fusible Switch (FDPW) Connector Kit	Twin-Mount	100 Amp	KPRL45X
Fusible Switch (FDPW) Connector Kit	Single-Mount	100 Amp	KPRL45XS
Fusible Switch (FDPB) Connector Kit	Single-Mount	200 Amp	KPRL4B6XS
Fusible Switch (FDPB) Connector Kit	Twin-Mount/44"-Wide Box Min.	200 Amp	KPRL4B6XT
Fusible Switch (FDPW) Connector Kit	Single-Mount	400 Amp	KPRL4W9X
Fusible Switch (FDPW) Connector Kit	Single-Mount	600 Amp	KPRL4W11X
Fusible Switch (FDPW) Connector Kit	Single-Mount/44"-Wide Box Min.	800 Amp	KPRL4W11X
Fusible Switch (FDPW) Connector Kit	Single-Mount/44"-Wide Box Min.	1200 Amp	KPRL4W15X

**Panelboard Fastrim Clamps and Screw-On Hardware Kits**

**Table 16. Panelboard Fastrim Clamps and Screw-On Hardware Kits**


Description	Style Number
Trim Clamps—Used on PRL 1a, 2a, and 3a Fastrims (6 Per Bag).	2C11641G02
Trim Screws—Used on PRL 1a, 2a, 3a, and 4B Standard Trim (10 Per Bag).	5157C83G06
Chassis Mounting Hardware Bag—PRL 1a, 2a, and 3a Panels.	7499A48G04



2C11641G02



5157C83G06



7499A48G04

**PRL 4 Panels**

**Table 17. Door-in-Door Kits for PRL 4 Panels**

Description	Catalog Number
BX Box Door-in-Door Kit for 2457 Box	DD2457K
BX Box Door-in-Door Kit for 2473 Box	DD2473K
BX Box Door-in-Door Kit for 2490 Box	DD2490K
BX Box Door-in-Door Kit for 3673 Box	DD3673K
BX Box Door-in-Door Kit for 3690 Box	DD3690K
BX Box Door-in-Door Kit for 4473 Box	DD4473K
BX Box Door-in-Door Kit for 4490 Box	DD4490K

**Table 19. Left-Hand (Lock Side) Box Flange for Either Surface or Flush EZ Trims**

Description	Part Number
24-Inch-High Box Surface or Flush Trim	42C1995H01
36-Inch-High Box Surface or Flush Trim	42C1995H03
42-Inch-High Box Surface or Flush Trim	42C1995H04
48-Inch-High Box Surface or Flush Trim	42C1995H05
60-Inch-High Box Surface or Flush Trim	42C1995H07
72-Inch-High Box Surface or Flush Trim	42C1995H09
90-Inch-High Box Surface or Flush Trim	42C1995H12

**EZ Box and EZ Trim Renewal Parts**

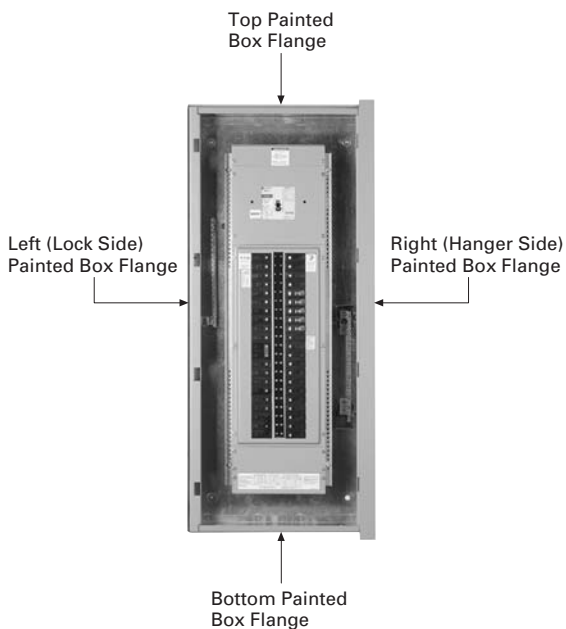
**Table 20. Right-Hand (Hanger Side) EZ Box Flange for Surface Mounting Only**

Description	Part Number
24-Inch-High Box Surface Trim	42C1988G01
36-Inch-High Box Surface Trim	42C1988G03
42-Inch-High Box Surface Trim	42C1988G04
48-Inch-High Box Surface Trim	42C1988G05
60-Inch-High Box Surface Trim	42C1988G07
72-Inch-High Box Surface Trim	42C1988G09
90-Inch-High Box Surface Trim	42C1988G12

**Table 21. Right-Hand (Hanger Side) EZ Box Flange for Flush Mounting Only**

Description	Part Number
24-Inch-High Box Flush Trim	42C1987G01
36-Inch-High Box Flush Trim	42C1987G03
42-Inch-High Box Flush Trim	42C1987G04
48-Inch-High Box Flush Trim	42C1987G05
60-Inch-High Box Flush Trim	42C1987G07
72-Inch-High Box Flush Trim	42C1987G09
90-Inch-High Box Flush Trim	42C1987G12

**Note:** See photo in left column for Tables 18–21.



**EZ Box Renewal Parts**

For use with Pow-R-Line® 1a, 2a, 3a, and Pow-R-Command™ Panelboards.

**EZ Box Flanges**

**Table 18. Top- and Bottom-Painted EZ Box Flanges—20"-Wide Boxes**

Description	Part Number
Top- or Bottom-Painted Box Flange (Top and Bottom Flanges are Symmetrical)	42C1993H01

**Table 22. 1/4-20 Flange Mounting Hex Nut**

Description	Part Number
1/4-20 Flange Mounting Hex Nut	70210AL616



Hex Nut

**Table 23. Anti-Lift Slide Bracket**

Description	Part Number
EZ Trim Anti-Lift Slide Bracket	1A85195H01



EZ Trim Anti-Lift Slide Bracket

**Table 24. EZ Trim Locks (Include One Key)**

Description	Part Number
EZ Trim Lock Keyed to WEM-2 (Standard)	1A85194G01
EZ Trim Lock Keyed to GE75 (Optional)	1A85194G03
EZ Trim Lock Keyed to Corbin WEM-1 (Optional)	1A85194G05
EZ Trim Lock Keyed to Corbin TEU 1 (Optional)	1A85194G09
EZ Trim Lock Keyed to CAT 60 (Optional)	1A85194G10



EZ Trim Lock Mechanism With Standard Keying

**Pow-R-Kit**

**Table 25. Parts Order Form**

Description	Style Number	Max. Order Quantity	Order Quantity
One complete Pow-R-Kit—Initial Orders Only	Pow-R-Kit	1	
Yearly Pow-R-Stock Renewal Fee	Renewal	1	
PRL 1a, 2a, and 3a Ground Bar	5158C05G02	2	
PRL 1a, 2a, and 3a Isolated Ground Bar	2C11296G03	2	
PRL 1a, 2a, and 3a Chassis Mounting Hardware	42C1129H02	2	
PRL 1a, 2a, and 3a Trim Mounting Screws and Captive Nuts (LT Trims Only)	5157C83G06	4	
PRL 1a, 2a, and 3a DF Assembly Screws (1/4-20 x .75 Square Rec.)	70030KBDBR	12	
PRL 1a, 2a, and 3a Breaker Mounting Screws (10-32 x .56 Hex Head)	70010RBB8G	50	
PRL 1a, 2a, and 3a DF Mounting Screws (10-32 x .38 Hex Head)	70032SBB8D	10	
BAB 1-Pole Lock Off (Non-Padlockable)	1256C42G02	10	
BAB 2- and 3-Pole Lock Off (Non-Padlockable)	1256C42G01	5	
BAB/GHB 1-Pole Fillers	5155C62H01	20	
PRL 3a F-Frame 1-Pole Provision Fillers	4178B06H01	10	
Directory Card Envelope	6725D41H30	5	
Directory Card	114B361H01	10	
Number Tabs (1–42)	267P963H01	10	
Number Tabs (43–84)	267P963H02	10	
PRL 4 Chassis Mounting Hardware (Nuts and Washers)	5081A08G02	8	
PRL 4 Gutter Cover Mounting Hardware (Screws and Captive Nuts)	5081A09G02	2	
PRL 4/PRLC Dead Front Cover Screws (1/4-20 x .50)	70010DCBCH	12	
PRLC Switchboard Cover Screws (1/4-20 x 1.50)	1A84774H01	12	
Standard 1a, 2a, and 3a Trim Lock Assembly for LT Style Trim (Not EZ)	5155C81G01	5	
Panelboard and Switchboard Series Rating Manual	1C96944H01 Rev. G	5	
EZ Box 1/4-20 Hex Flange Mounting Nut	70210AL616	20	
EZ Trim Anti-Lift Slide Bracket	1A85195H01	2	
EZ Trim Anti-Lift Slide Bracket 10–32 Screw	70010RBBB8P	5	
EZ Trim Lock Keypad to WEM-2 (Standard Lock)	1A85194G01	5	

**Note: An order must consist of at least three separate items.**

**Note: All orders must have your purchase order number.**

Fax completed form to your local Satellite Plant (See *Page 13* for Satellite Plant fax numbers).

Purchase Order Number: \_\_\_\_\_

Ship to: \_\_\_\_\_

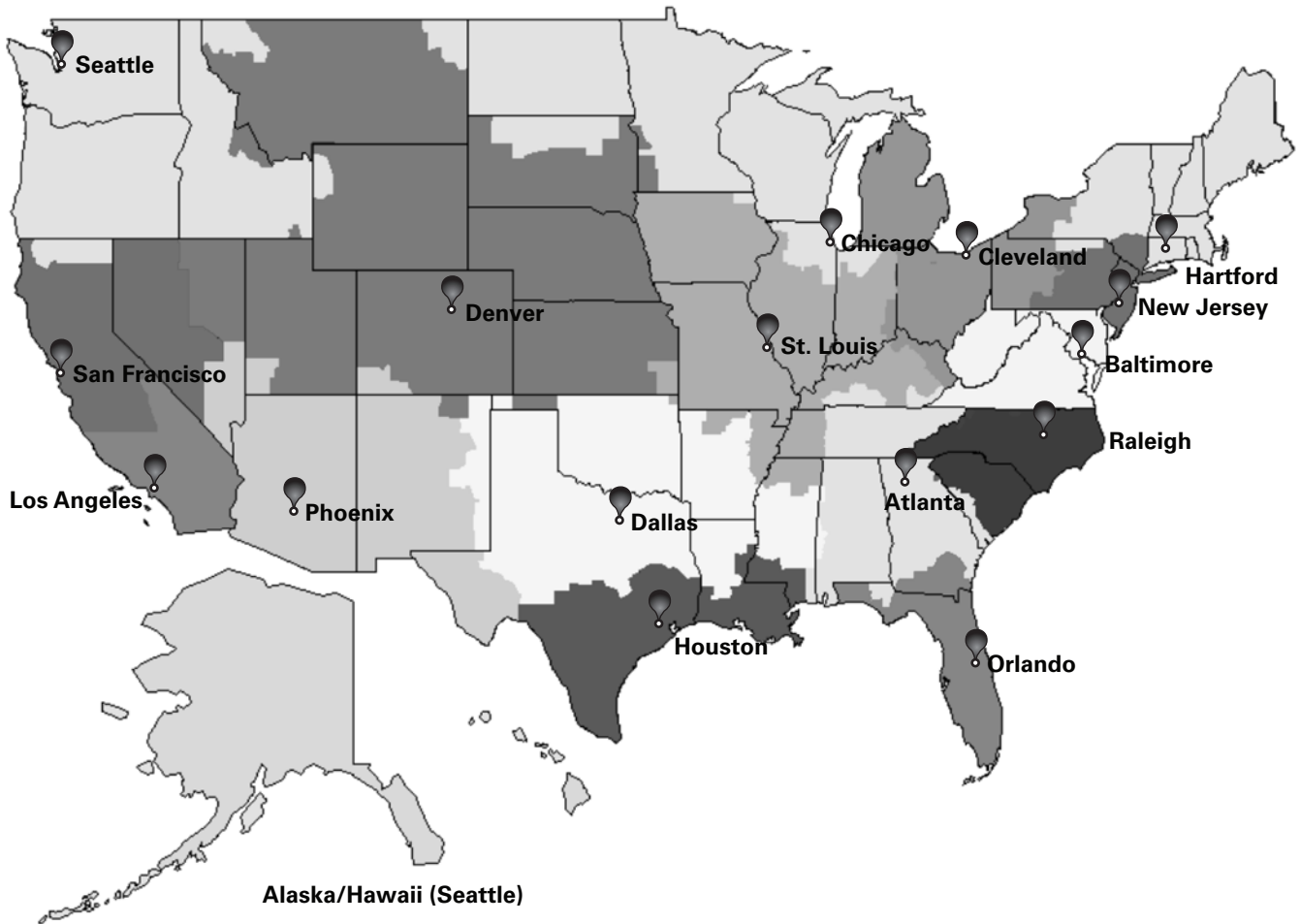
\_\_\_\_\_

\_\_\_\_\_

Attention: \_\_\_\_\_

Date: \_\_\_\_\_

**Satellite Locations and Territories**



**Atlanta (ATT)**  
 7000 Highlands Parkway SE  
 Suite 102  
 Smyrna, GA 30082  
**Phone: 678.309.4260**  
 Fax: 770.433.1863

**Baltimore (OTT)**  
 7451 Coca Cola Dr.  
 Suite C  
 Hanover, MD 21076  
**Phone: 410.796.7777**  
 Fax: 410.796.7755

**Chicago (ITT)**  
 220 Windy Point Drive  
 Glendale Heights, IL 60139  
**Phone: 630.260.6303**  
 Fax: 630.860.3569

**Cleveland (CLT)**  
 12875 Corporate Drive  
 Suite E  
 Parma, OH 44130  
**Phone: 216.433.0616**  
 Fax: 216.433.0545

**Dallas (DTT)**  
 631 Westport Parkway  
 Suite 100  
 Grapevine, TX 76051  
**Phone: 817.251.6733**  
 Fax: 817.251.6249

**Denver (DNT)**  
 2450 Airport Road  
 Suite C  
 Aurora, CO 80011  
**Phone: 303.366.2080**  
 Fax: 303.366.9993

**Hartford (CTT)**  
 40A International Drive  
 Windsor, CT 06095  
**Phone: 860.298.1305**  
 Fax: 860.298.1306

**Houston (HTT)**  
 10810 West Little York  
 Suite 100  
 Houston, TX 77041  
**Phone: 713.688.8430**  
 Fax: 713.688.3764

**Los Angeles (BTT)**  
 11120 Philadelphia Street  
 Mira Loma, CA 91752  
**Phone: 951.685.5788**  
 Fax: 951.685.3775

**New Jersey (NTT)**  
 96 Stemmers Lane  
 Westampton, NJ  
 08060-5652  
**Phone: 609.835.4230**  
 Fax: 609.835.4777

**Orlando (FTT)**  
 9436 Southridge Park Court  
 Suite 100  
 Orlando, FL 32819  
**Phone: 407.843.3863**  
 Fax: 407.841.9135

**Phoenix (PXT)**  
 921 South Park Lane  
 Suite 1  
 Tempe, AZ 85281  
**Phone: 480.449.4222**  
 Fax: 480.449.4223

**Raleigh (RTT)**  
 9400 Globe Center Dr.  
 Suite 121  
 Morrisville, NC 27560  
**Phone: 919.544.7074**  
 Fax: 919.572.9751

**St. Louis (STT)**  
 56 Soccer Park Rd  
 Fenton, MO 63026  
**Phone: 636.717.3445**  
 Fax: 636.717.3505

**San Francisco (HCT)**  
 20923 Cabot Blvd.  
 Hayward, CA 94545  
**Phone: 510.784.8981**  
 Fax: 510.784.8980

**Seattle (KTT)**  
 1604 15th Street SW  
 Suite 114  
 Auburn, WA 98001  
**Phone: 253.833.5021**  
 Fax: 253.833.5058

**Notes**

Lined area for notes, consisting of two columns of horizontal lines.



**Eaton Corporation**  
Electrical Sector  
1111 Superior Ave.  
Cleveland, OH 44114  
United States  
877-ETN-CARE (877-386-2273)  
Eaton.com

© 2011 Eaton Corporation  
All Rights Reserved  
Printed in USA  
Publication No. RP01414001E / BC-60  
January 2011



**PowerChain  
Management®**

PowerChain Management is a registered trademark of Eaton Corporation.

All other trademarks are property of their respective owners.



## X-ON Electronics

Largest Supplier of Electrical and Electronic Components

*Click to view similar products for [eaton](#) manufacturer:*

Other Similar products are found below :

[BK1-S506-500-R](#) [BK1-S506-6-3-R](#) [BK1-S506-2-R](#) [BK-MDL-3-R](#) [MPI4040R4-1R5-R](#) [89096-015](#) [8946K153](#) [8961K155](#) [M22-DL-W-X0](#)  
[M22-L-R/R](#) [M22S-ST-GB12](#) [630NHG3B](#) [63ET](#) [6422](#) [6580](#) [CTX20-16-52LP-R](#) [CWL530FI](#) [CXM/CO/GP/R/BB](#) [6HD36](#) [6NZ01](#) [714125](#)  
[MBO-2](#) [ESR5-NO-41-24VAC-DC](#) [7314K36](#) [F02A-1-1/2A](#) [F02A-1-1/2AS](#) [F02A-1AS](#) [F02A-2AS](#) [F02A-3/4A](#) [F03A250V12A](#) [MCR-4](#)  
[MDA-2-8/10-R](#) [MDA-30A](#) [MDA-V-1/16](#) [F60C500V10AS](#) [F60C500V15AS](#) [7563K84](#) [MDQ-3/16](#) [MDQ-7/10](#) [MDV-1-1/2](#) [MDV-3/8](#) [MDV-](#)  
[4](#) [MDV-6/10](#) [FAZ-C2](#) [MIC-2](#) [MIC-30](#) [80910030](#) [FHL-18-W2-1](#) [8138K20W7V52](#) [8175K12L121C50](#)