



Description

- Sub 1ppm performance TCXO manufactured for us by Rakon utilising their Pluto™ ASIC technology, a single chip oscillator and analogue compensation circuit operating over an extended temperature range. Its ability to function down to a supply voltage of 2.4V and low power consumption make it particularly suitable for mobile applications.

| | |
|--------------------|--------------|
| Model | CFPT-9006-1A |
| Model Issue number | 13 |

Frequency Parameters

- Frequency: 10.0MHz
- Frequency Tolerance @ 25°C: INCLUSIVE
- Frequency Stability: ±1.00ppm
- Operating Temperature Range: -40.00 to 85.00°C
- Ageing:
 - ±1ppm max in 1st year, frequency ≤20MHz
 - ±3ppm max for 10 years (including the 1st year), frequency ≤20MHz
 - ±2ppm max in 1st year, frequency >20MHz
 - ±5ppm max for 10 years (including the 1st year), frequency >20MHz
- Supply Voltage Variation (±10% change): ±0.2ppm typ
- Load Variation (±5pF change): ±0.2ppm typ
- After Reflow (measured at least 60mins after reflow): ±1ppm max

Electrical Parameters

- Supply Voltage: 3.3V
- Supply Voltage Tolerance: ±10%
- Supply Current:
 - 1+Frequency(MHz)*Supply(V)*{Load(pF)+15}*10-3 mA
 - e.g. 20MHz, 3.3V, 15pF ≈ 2mA
- Optional reference voltage output on pad 1, suitable for potentiometer supply or DAC reference:
 - No output (standard option)
 - 2.2V for min Vs>2.4V
 - 2.7V for min Vs>3.0V

Maximum load current (mA) = Vref/10
- For manual frequency adjustment connect an external 50kΩ potentiometer between pad 1 (Reference Voltage) and pad 4 (GND) with wiper connected to pad 10 (Voltage Control). Please specify reference voltage as part of the ordering code.

Frequency Adjustment

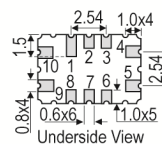
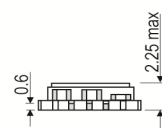
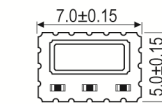
- Input Impedance: 100kΩ min
- Modulation Bandwidth: 2kHz min
- Standard Voltage Control Ranges:
 - Without Reference Voltage Vs=3.3V 1.65V±1.0V
 - With Reference Voltage Vs=0V to Vref
- Linearity: 1% max
- B. No frequency adjustment initial calibration @ 25°C ≤ ±1.0ppm
- C. High Pulling ±10ppm to ±50ppm can be available depending on frequency and stability options (please contact an IQD Sales Office)
- Slope: Positive

Output Details

- Output Compatibility: HCMOS
- Output Load: 15pF
- Rise and Fall time (10% - 90%): 8ns max
- Duty Cycle: 45/55% max

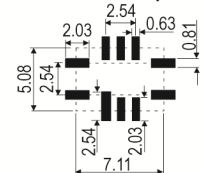


Outline (mm)



- Pad Connections
- Vref (N/C if not required)
 - N/C
 - Do not connect
 - GND
 - Output
 - N/C
 - N/C
 - Tri-state Control (Enable)
 - +Vs
 - Voltage Control or N/C

Solder Pad Layout



Sales Office Contact Details:

UK: +44 (0)1460 270200

France: +33 (0)5 34 50 91 18

Email: info@iqdfrequencyproducts.com

Germany: +49 (0)7264 9145-62

USA: +1 408.273.4530

Web: www.iqdfrequencyproducts.com



Output Levels

- VoL: <10% Vs
- VoH: >90% Vs

Output Control

- Tri-state Operation:
Logic '1' (>60% Vs) or no connection to pad 8 enables output
Logic '0' (<20% Vs) to pad 8 disables output
When at logic '0' the output stage is disabled for all output options, but the oscillator and compensation circuit are still active (current consumption <1mA)

Noise Parameters

- Phase Noise (typical for 13.0MHz @ 25°C):
 - 65dBc/Hz @ 1Hz
 - 95dBc/Hz @ 10Hz
 - 120dBc/Hz @ 100Hz
 - 135dBc/Hz @ 1kHz
 - 140dBc/Hz @ 10kHz
 - 145dBc/Hz @ 100kHz

Environmental Parameters

- Shock: IEC 60068-2-27, Test Ea: 1500G acceleration for 0.5ms, half sine pulse, 3 shocks in each of 3 mutually perpendicular planes
- Vibration: IEC 60068-2-6, Test Fc: 10Hz-60Hz, 1.5mm displacement, 60-2000Hz at 10G, 30mins in 3 mutually perpendicular planes at 1oct/min
- Storage Temperature Range: -55 to 125°C
- Solderability: MIL-STD-202, Method 208, Category 3

Manufacturing Details

- Pb-free Reflow Soldering: 260°C max for 30sec max

Compliance

- RoHS Status Compliant
- REACH Status Compliant

Packaging

- Pack Type: Bulk Loose in bulk pack
- Pack Size 10
- Alternative packing option available

This document is correct at the time of printing; please contact your local office for the latest version.

Sales Office Contact Details:

UK: +44 (0)1460 270200

Germany: +49 (0)7264 9145-62

France: +33 (0)5 34 50 91 18

USA: +1 408.273.4530

Email: info@iqdfrequencyproducts.com

Web: www.iqdfrequencyproducts.com

X-ON Electronics

Largest Supplier of Electrical and Electronic Components

Click to view similar products for [iqd manufacturer](#):

Other Similar products are found below :

[LFXTAL071761CUTT](#) [LFMCXO063767BULK](#) [LFMCXO063773BULK](#) [LFOCXO063802BULK](#) [LFOCXO063809BULK](#)
[LFTCXO063709BULK](#) [LFTCXO063710BULK](#) [LFTCXO063779BULK](#) [LFTCXO070028Cutt](#) [LFTVXO063701BULK](#)
[LFTVXO063702BULK](#) [LFTVXO063703BULK](#) [LFTVXO063707BULK](#) [LFTVXO063791BULK](#) [LFXTAL003156](#) [LFMCXO063766BULK](#)
[LFMCXO063771BULK](#) [LFOCXO063816BULK](#) [LFTCXO063713BULK](#) [LFTCXO063714BULK](#) [LFTCXO063716BULK](#)
[LFTVXO063704BULK](#) [LFTVXO063705BULK](#) [LFTVXO063706BULK](#) [LFTVXO063789BULK](#) [LFTVXO063790BULK](#) [LFXTAL003113](#)
[LFOCXO063809](#) [LFSPXO009581](#) [LFTCXO063784](#) [LFTVXO063786](#) [LFSPXO009686Bulk](#) [LFRBXO059244Bulk](#) [LFTVXO075802Cutt](#)
[LFOCXO067293Bulk](#) [LFTCXO075792Cutt](#) [LFMCXO064079BULK](#) [LFSPXO071189](#) [LFOCXO067293](#) [LFXTAL012312BULK](#)
[LFTCXO063780BULK](#) [LFSPXO056269CUTT](#) [LFOCXO063803BULK](#) [LFSPXO009592CUTT](#) [LFOCXO065520Bulk](#) [LFMISC070550Bulk](#)
[LFSPXO025494Cutt](#) [LFMCXO064080BULK](#) [LFOCXO063804BULK](#) [LFSPXO019884BULK](#)