



BOURNS®

Features

- Formerly J.W. Miller® model
- Available in E12 series
- Inductance as low as 1.0 μH
- Current rating up to 9.4 A
- RoHS compliant*

Applications

- Input/output of DC/DC converters
- Power supplies for:
 - Portable communication equipment
 - Camcorders
 - LCD TVs
 - Car radios

PM125SH Series - Shielded SMD Power Inductor

Electrical Specifications

Bourns Part No.	Inductance 100 kHz		Q Typ.	Test Frequency (MHz)	SRF Typ. (MHz)	RDC Max. (m Ω)	I rms Max. (A)	I sat Typ. (A)
	(μH)	Tol. %						
PM125SH-100M-RC	10	± 20	32	2.52	21.00	20.0	5.50	5.50
PM125SH-120M-RC	12	± 20	27	2.52	19.40	23.0	5.20	5.00
PM125SH-150M-RC	15	± 20	25	2.52	17.60	27.0	5.00	4.60
PM125SH-180M-RC	18	± 20	28	2.52	15.50	36.0	4.20	3.90
PM125SH-220M-RC	22	± 20	29	2.52	13.40	43.0	4.00	3.70
PM125SH-270M-RC	27	± 20	26	2.52	12.70	45.0	3.60	3.30
PM125SH-330M-RC	33	± 20	27	2.52	9.97	60.0	3.00	2.80
PM125SH-390M-RC	39	± 20	22	2.52	10.40	70.0	2.80	2.70
PM125SH-470M-RC	47	± 20	22	2.52	7.63	86.0	2.60	2.50
PM125SH-560M-RC	56	± 20	24	2.52	7.92	100.0	2.30	2.20
PM125SH-680M-RC	68	± 20	22	2.52	7.43	110.0	2.10	2.10
PM125SH-820M-RC	82	± 20	25	2.52	6.85	145.0	1.95	1.90
PM125SH-101M-RC	100	± 20	26	0.796	6.07	180.0	1.70	1.70
PM125SH-121K-RC	120	± 10	26	0.796	5.50	210.0	1.65	1.65
PM125SH-151K-RC	150	± 10	20	0.796	5.00	260.0	1.55	1.55
PM125SH-181K-RC	180	± 10	26	0.796	4.50	320.0	1.40	1.40
PM125SH-221K-RC	220	± 10	22	0.796	4.20	380.0	1.38	1.30
PM125SH-271K-RC	270	± 10	20	0.796	3.60	450.0	1.30	1.20
PM125SH-331K-RC	330	± 10	22	0.796	3.20	580.0	1.15	1.10
PM125SH-391K-RC	390	± 10	20	0.796	2.80	700.0	1.08	1.00
PM125SH-471K-RC	470	± 10	18	0.796	2.60	820.0	0.95	0.90
PM125SH-561K-RC	560	± 10	22	0.796	2.40	1000.0	0.88	0.80
PM125SH-681K-RC	680	± 10	18	0.796	2.20	1150.0	0.80	0.75
PM125SH-821K-RC	820	± 10	20	0.796	2.00	1500.0	0.73	0.63
PM125SH-102K-RC	1000	± 10	30	0.252	1.80	1700.0	0.68	0.60

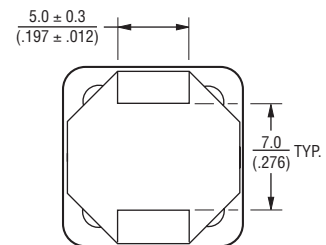
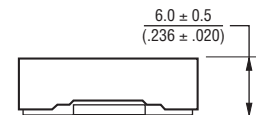
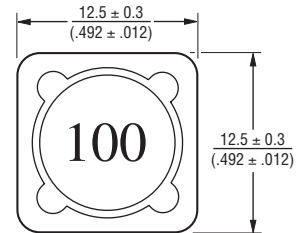
General Specifications

Test Voltage 0.1 V
 Reflow Soldering .. 230 °C, 50 sec. max.
 Operating Temperature
 -40 °C to +125 °C
 (Temperature rise included)
 Storage Temperature .. -40 °C to +125 °C
 Resistance to Soldering Heat
 260 °C for 10 sec.

Materials

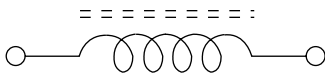
Core Ferrite DR and RI
 Wire Enameled copper wire 130
 Terminal Cu/Ni/Sn
 Rated Current
 Ind. drop 25 % typ. at Isat
 Temperature Rise 40 °C max.
 at rated I rms
 Packaging 500 pcs. per reel

Product Dimensions

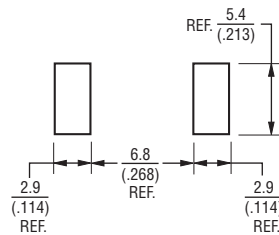


DIMENSIONS: $\frac{\text{MM}}{\text{(INCHES)}}$

Electrical Schematic



Recommended Layout

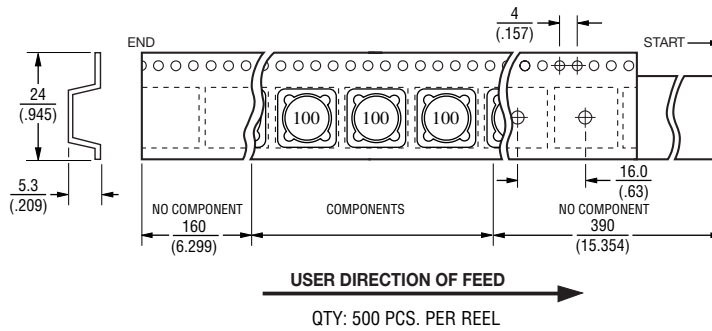
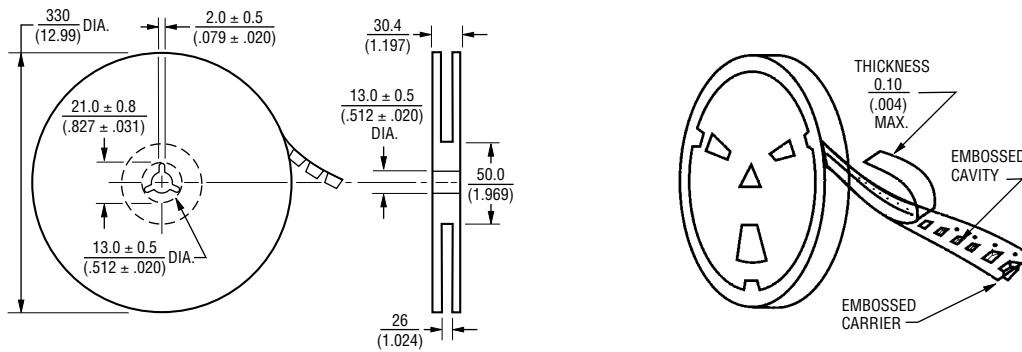


*RoHS Directive 2002/95/EC Jan. 27, 2003 including annex and RoHS Recast 2011/65/EU June 8, 2011.
 Specifications are subject to change without notice.
 Customers should verify actual device performance in their specific applications.

PM125SH Series - Shielded SMD Power Inductor

BOURNS®

Packaging Specifications



DIMENSIONS: $\frac{\text{MM}}{\text{(INCHES)}}$

REV. 05/11

Specifications are subject to change without notice.
Customers should verify actual device performance in their specific applications.

X-ON Electronics

Largest Supplier of Electrical and Electronic Components

Click to view similar products for [bourns](#) manufacturer:

Other Similar products are found below :

[SF-FP-LAB1](#) [SF-SP-LAB1](#) [PV36Z502C01B00](#) [3386F-FE1-202LF](#) [SM51295PEL](#) [PTF01-082T-103B2](#) [3547H-582-103A](#) [4118R-D48-103/104](#) [4306H-BR4-000LF](#) [1061-005](#) [5900-153-RC](#) [CRM2512-JW-222ELF](#) [6346](#) [CW201212-LAB1](#) [70F122AI-RC](#) [74F396AP-RC](#) [83A1D-B28-J10](#) [PCW1J-B24-KAB502](#) [9230-56-RC](#) [PWR221T-30-1R00F](#) [PWR263S-20-20R0F](#) [H-1060](#) [1250-1S-480](#) [RJ26FW101](#) [RJR24FX104R](#) [2017-15-SMH-RPLF](#) [2200HT-821-V-RC](#) [RT22C2X502](#) [RT26C2X501](#) [91C1A-D24-A10L](#) [9230-76-RC](#) [SDE0805A-221K](#) [SDR0503-122JL](#) [SRP1238A-1R8M](#) [SRP1265A-R82M](#) [SRR0908-102YL](#) [SRU5028A-101Y](#) [SRU60-LAB1](#) [2036-35-SMLF](#) [PWR263S-20-27R0F](#) [3057L-1-102](#) [3292W-1-501](#) [3296Y-1-500](#) [3309P-1-201](#) [3309P-1-502](#) [3309W-1-102](#) [3319W-1-102](#) [3339P-1-103](#) [3362P-1-103TLF](#) [3386B-1-202](#)