


(4,00 mm) .1575"

IP5, IP5-RA SERIES



IP5-04-05.0-L-S-1-TR

IP5-08-05.0-L-S-1-TR

IP5-04-01-L-S-RA1-TR

50Ω HIGH ISOLATION RF PLUGS

SPECIFICATIONS

For complete specifications and recommended PCB layouts see www.samtec.com?IP5

Shell Material:

Copper Alloy
Insulator Material:
 Black LCP
Contact Material:
 Copper Alloy
Dielectric Material:
 Black LCP
Plating:
 Au or Sn over
 50μ" (1,27 μm) Ni
Current Rating (Vertical):
 Signals: 2.36 A per pin
 (2 adjacent pins powered)
 Grounds: 4.4 A per pin
 (2 adjacent pins powered)
Operating Temp Range:
 -40°C to +90°C
Insulation Resistance:
 IP5 = >35,000 MΩ
 IP5-RA = 25,000 MΩ
Contact Resistance:
 IP5 = Center: <34 mΩ
 IP5 = Outer: <7 mΩ
 IP5-RA = Center: 20 mΩ
 IP5-RA = Outer: 5 mΩ
Dielectric Withstanding Voltage:
 IP5 = 600 VAC
 IP5-RA = 190 VAC
Working Voltage:
 IP5 = 200 VAC
 IP5-RA = 190 VAC
RoHS Compliant:
 Yes

Processing:

Lead-Free Solderable:
 Yes

RECOGNITIONS

For complete scope of recognitions see www.samtec.com/quality



ALSO AVAILABLE (MOQ Required)

- Other stack heights
 - Other PCB thicknesses
- Contact Samtec.

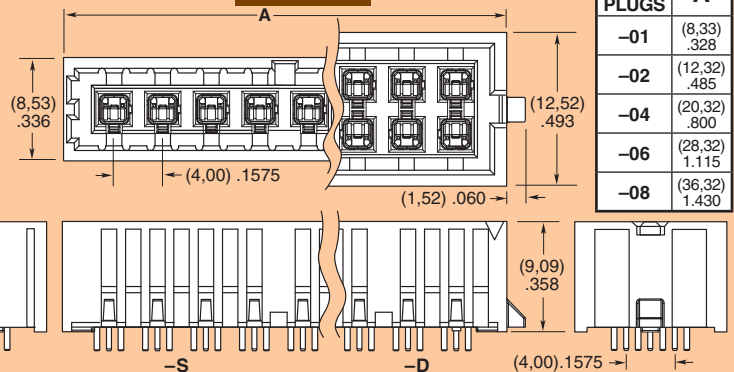
OTHER SOLUTIONS

- 75Ω Board-to-Board system (see IJ7 & IP7 Series)

IP5	PLUGS PER ROW	05.0	PLATING	ROW OPTION	TAIL	OPTION	TR
Mates with: IJ5, IJ5C							
	-01, -02, -04, -06, -08		-L = 10μ" (0,25 μm) Gold on contact area, Matte Tin on tail	-S = Single Row -D = Double Row (Not available with -01)	-1 = (1,60 mm) .062" board thickness	-L = Cable Latch (Single Row only)	-TR = Tape & Reel

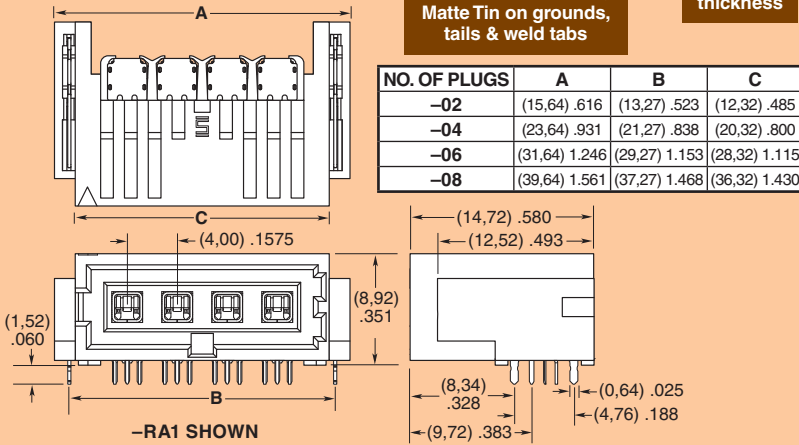
IP5/IJ5 10 mm Stack Height	Frequency
Insertion Loss = 3 dB	10.5 GHz / 21.0 Gbps
Return Loss = 15 dB	5.5 GHz / 11.0 Gbps
VSWR = 1.4	5.4 GHz / 10.8 Gbps
Isolation = 60 dB	8.8 GHz / 17.6 Gbps
Isolation = 70 dB	7.6 GHz / 15.2 Gbps
Isolation = 80 dB	1.3 GHz / 2.6 Gbps

Complete test data available at www.samtec.com?IP5 or contact sig@samtec.com

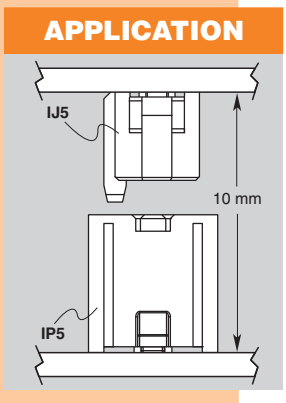


NO. OF PLUGS	A
-01	(8,33) .328
-02	(12,32) .485
-04	(20,32) .800
-06	(28,32) 1.115
-08	(36,32) 1.430

IP5	PLUGS PER ROW	01	PLATING	S	TAIL OPTION	OPTION	TR
Mates with: IJ5, IJ5C							
	-02, -04, -06, -08		-L = 10μ" (0,25 μm) Gold on contact area, Matte Tin on grounds, tails & weld tabs		-RA1 = (1,60 mm) .062" board thickness	(Leave blank for no Cable Latch) -L = Cable Latch	-TR = Tape & Reel



NO. OF PLUGS	A	B	C
-02	(15,64) .616	(13,27) .523	(12,32) .485
-04	(23,64) .931	(21,27) .838	(20,32) .800
-06	(31,64) 1.246	(29,27) 1.153	(28,32) 1.115
-08	(39,64) 1.561	(37,27) 1.468	(36,32) 1.430



Due to technical progress, all designs, specifications and components are subject to change without notice.

WWW.SAMTEC.COM

X-ON Electronics

Largest Supplier of Electrical and Electronic Components

Click to view similar products for [FFC & FPC Connectors](#) category:

Click to view products by [Samtec](#) manufacturer:

Other Similar products are found below :

[HFW11R-1STE1H1LF](#) [FH29B-100S-0.2SHW\(99\)](#) [FA5S008HP1](#) [FH29B-120S-0.2SHW\(99\)](#) [FH29B-80S-0.2SHW\(99\)](#) [FHS-16](#) [FPH-2022G](#)
[52610-1075](#) [52610-1275](#) [52610-1934](#) [XF3M\(1\)-1415-1B-R100](#) [501864-3091-TR225](#) [0525594033](#) [086210010340800](#) [086222026001800](#)
[52271-2869-CUT-TAPE](#) [62674-201121DLF](#) [62684-36210E9ALF](#) [52610-1675](#) [52746-1671-TR250](#) [10051922-2810EHLF](#) [6-520415-9](#)
[BD021-09A-A1-0350-0200-0550-LD](#) [SFV6R-1STE9HLF](#) [XF3M-2915-1B-R100](#) [1658549-1](#) [62674-221121ALF](#) [46214008010800](#)
[046298003000883](#) [151660622](#) [842-816-2630-035](#) [AYF530665TA](#) [AYF351525](#) [046296011930846+](#) [AYF352325A](#) [046254020000800+](#)
[FH19C-13S-0.5SH\(99\)](#) [FH39J-51S-0.3SHW\(99\)](#) [AYF355125A](#) [AYF530365TA](#) [FH29B-44S-0.2SHW\(99\)](#) [SFW5R-2STAE9LF](#) [AYF351125A](#)
[AYF350725A](#) [62684-502100AHLF](#) [FH39-61S-0.3SHW\(99\)](#) [AYF414035A](#) [10064555-172520HLF](#) [AYF212335A](#) [504754-2500](#)