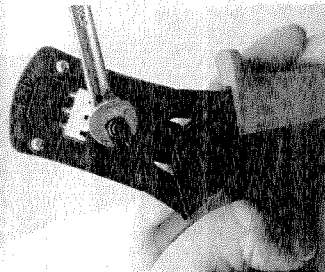


Exchange of the flap locator


Instruction Manual

13




Loosen the nut with a wrench.

14



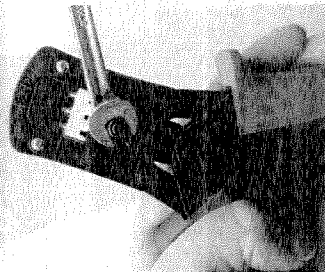
Remove the screw with the hexagon socket key.

15




Exchange flap locator.

16




Tighten the screw with the hexagon socket key.

17




Hold the screw with the hexagon socket key and simultaneously fasten the nut with the wrench.

18



Attention:
The flap locator has to be stiff movable. If not, please loosen the nut slightly.

Crimp Tool CS 10 – WC 610M



Application:






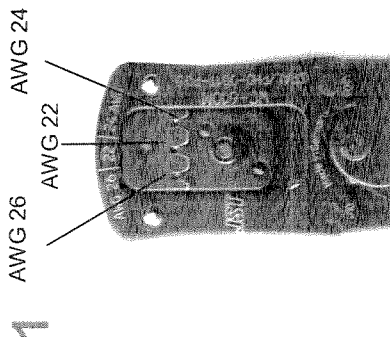
For processing of JST contacts

SPHD-001T-P0.5 Socket AWG 26 – 22

SPAL-001T-P0.5 Pin AWG 26 – 22

JST

JST







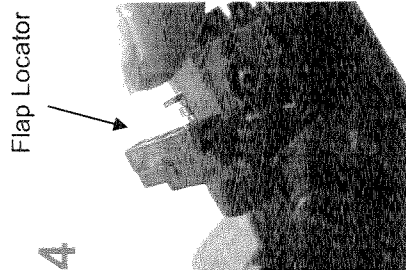
Open the tool.

Click out the flap locator stop.

Close the tool lightly until the contact is held (1. Ratchet Lever).

Insert the cable until insulation stop blade.

Close the tool.



Insert contact into flap locator until stop. Please pay attention to the cross section.

Close the flap locator.

The contact lies in the centre of the respective profile.

Open the tool.

Loosen the flap locator.

Remove the crimped contact.

X-ON Electronics

Largest Supplier of Electrical and Electronic Components

Click to view similar products for [Crimpers](#) category:

Click to view products by [JST](#) manufacturer:

Other Similar products are found below :

[576771-1](#) [576788-2](#) [010-0041](#) [010-0055](#) [010-0096](#) [604228-1](#) [M225202-37](#) [CT150-2-D02](#) [CT150-4-LY2](#) [CT150-6-RH07](#) [M322](#) [63484-3701](#)
[63800-0140](#) [63800-8355](#) [63811-3275](#) [63811-3376](#) [63811-6375](#) [63811-6475](#) [63811-7875](#) [63811-8175](#) [63811-8875](#) [63819-0475](#) [63819-1875](#)
[63819-2875](#) [63819-4375](#) [63819-4475](#) [63823-3475](#) [63823-5175](#) [63823-6375](#) [63823-8375](#) [63827-5375](#) [64001-0975](#) [64001-2175](#) [64001-4175](#)
[662903-2](#) [690142-4](#) [690602-6](#) [D38999/20WA98JB-LC](#) [7-1633664-2](#) [7-22278-0](#) [7-22280-5](#) [7-240641-3](#) [762637-1](#) [808714-1](#) [8-1633117-3](#)
[853721-6](#) [91362-1](#) [995-0001-187](#) [1-1633932-5](#) [999-50-020083](#)