

Wagobox



A multipurpose electrical junction enclosure that has been designed for use with the Wago 222 and 773 series terminal blocks. The Wagobox is **easier to use, quicker to fit and more configurable** than any other junction box of its size. It is the first of its type and redefines the standard for general purpose domestic and commercial junction boxes.

Fast

- Installing a Wagobox can take as little as 25% of the time it takes to install a screw terminal style junction box.
- Cables are cut to size and connected outside the box.
- No awkward connections in a small space.

Easy to use

- No screws or fiddly clamp bars.
- Cables slot into position and are secured in seconds.
- Uses simple to fit Wago pushwire and lever clamp terminals.

Compact

- Dimensions: 39mm x 44mm x 108mm.
- Supports up to 6 cables.
- Fits through a 60mm diameter spot light hole.

Configurable

- The integrated cable clamp can secure flex and 6242Y and 6243Y cables from 1.0mm² to 6.0mm² twin and earth.
- Robust cable grippers that can be configured in seconds to grip cables up to 8.00mm in diameter.
- Mix and match the Wago 222 and 773 terminal blocks to suit the job with up to 24 individual terminations.

Professional

- Complies with BSEN60670-22.
- Meets all the requirements of the 17th Edition of BS7671

Wago Terminals

WAGO Pushwire Terminal Blocks



773-102
2-Pole Pushwire
Conductor sizes:
 0.75mm² - 2.5mm² Solid Core
 1.5mm² - 2.5mm² Stranded Core
Current rating: 24A
Voltage rating: 400V/4KV



773-104
4-Pole Pushwire
Conductor sizes:
 0.75mm² - 2.5mm² Solid Core
 1.5mm² - 2.5mm² Stranded Core
Current rating: 24A
Voltage rating: 400V/4KV



773-106
6-Pole Pushwire
Conductor sizes:
 0.75mm² - 2.5mm² Solid Core
 1.5mm² - 2.5mm² Stranded Core
Current rating: 24A
Voltage rating: 400V/4KV



773-108
8-Pole Pushwire
Conductor sizes:
 0.75mm² - 2.5mm² Solid Core
 1.5mm² - 2.5mm² Stranded Core
Current rating: 24A
Voltage rating: 400V/4KV



773-173
3-Pole Pushwire
Conductor sizes:
 2.5mm² - 6.0mm² Solid Core
 2.5mm² - 6.0mm² Stranded Core
Current rating: 41A
Voltage rating: 400V/4KV

WAGO Lever Clamp Terminal Blocks



222-412
2-Pole Cage Clamp
Conductor sizes:
 0.08mm² - 2.5mm² Solid Core
 0.08mm² - 4.0mm² Stranded Core
Current rating: 32A
Voltage rating: 400V/4KV



222-413
3-Pole Cage Clamp
Conductor sizes:
 0.08mm² - 2.5mm² Solid Core
 0.08mm² - 4.0mm² Stranded Core
Current rating: 32A
Voltage rating: 400V/4KV



222-415
5-Pole Cage Clamp
Conductor sizes:
 0.08mm² - 2.5mm² Solid Core
 0.08mm² - 4.0mm² Stranded Core
Current rating: 32A
Voltage rating: 400V/4KV

Wagobox a junction box innovation

Quick, easy to fit, compact and configurable



T: +44 (0) 1353 666 011 F: +44 (0) 1353 669 038
 W: www.connexbox.com E: sales@connexbox.com



Installation Instructions

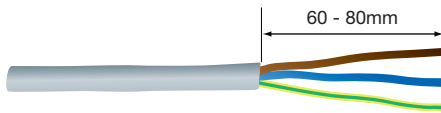
The **Wagobox enclosure** is designed for use with the 222 and 773 series of terminal blocks. The Wagobox is rated up to 400V and can support conductor sizes from 0.08mm² to 6.0mm². The maximum number of supported individual conductor connections is 24 at 1.0mm² to 6 at 6.0mm².

If you are in anyway unsure about any of the following steps or how to connect the circuit, then consult a qualified electrician.




Incredibly Simple...

The **Wagobox** is easy to use and fast to fit, just follow the steps below and see how the Wagobox will revolutionise the way you work.

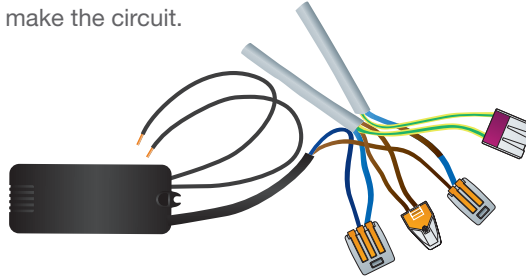
- 1 Strip back the outer protective sheath** of the cable 60mm - 80mm.



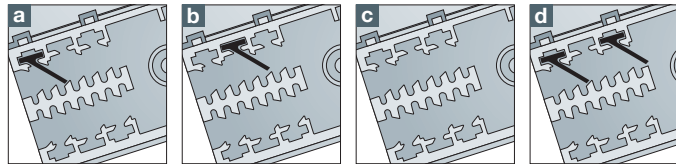
- 2 Select the appropriate 773 or 222 terminal block** for the circuit to be connected . Strip insulation to recommended length.



- 3 Connect the cables together** to make the circuit.

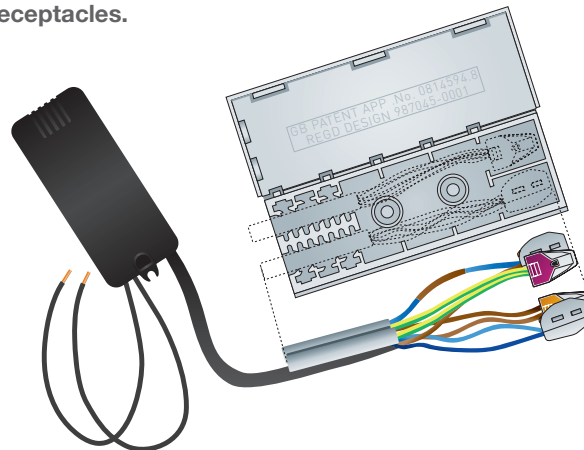


- 4 Configure the cable clamp** by putting the black plastic grippers in the correct position for the size of cable being used

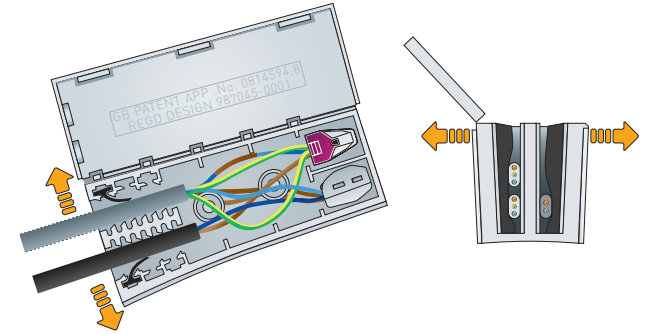


- a Tight Position** for small cables such as 1.0 and 1.5mm² twin and earth.
- b Offset Position** for medium size cables such as 2.5 and 4.0mm² twin and earth.
- c No Gripper** required for large cables such as 6.0mm² twin and earth
- d Optional extra gripper** position for extra grip on very small 2 core flex (May require the purchase of an additional gripper)

- 5 Arrange your terminals and slide them into the receptacles.**




- 6 When fitting the cables into the cable clamp** the sides of the box need to be eased apart to make an opening. It is normal for the entrance to be splayed apart with the cables in place.



- 7 Try to keep cables of a similar size together in the same slot and simply push them into the slot as far as they will go.**

Once all the cables are installed, firmly squeeze the gripper end of the box together and **snap shut the lid** so that it is held securely by the 3 locking tabs.



X-ON Electronics

Largest Supplier of Electrical and Electronic Components

Click to view similar products for [wago manufacturer](#):

Other Similar products are found below :

[750-460](#) [231-118/026-000](#) [231-303/026-000](#) [231-620/019-000](#) [257-403](#) [280-438](#) [280-831](#) [284-624](#) [210-111](#) [231-303/037-000](#) [231-446/001-000_NR](#) [232-216/026-000](#) [234-510](#) [264-726](#) [280-339](#) [0283-0671](#) [830-800/000-305](#) [750-512](#) [750-455](#) [51251782](#) [286-312](#) [713-1428/107-000](#) [731-138/048-000](#) [750-459](#) [750-517](#) [793-3505](#) [826-172](#) [859-304](#) [280-335](#) [231-535/001-000](#) [2604-1106](#) [2604-1504](#) [2606-1103/020-000](#) [2624-1103](#) [2626-3103/020-000](#) [713-1107](#) [852-1411](#) [2106-1307](#) [2116-5307](#) [832-1205](#) [832-3604](#) [2009-110](#) [281-512/281-501](#) [286-336](#) [750-421](#) [750-838](#) [753-559](#) [750-1505](#) [787-732](#) [753-437](#)