

Relay Module - RIF-2-RPT-LV-24AC/4X21 - 2903306

Please be informed that the data shown in this PDF Document is generated from our Online Catalog. Please find the complete data in the user's documentation. Our General Terms of Use for Downloads are valid (<http://download.phoenixcontact.com>)




Pre-assembled relay module with Push-in connection, consisting of: relay base, power contact relay, plug-in display/suppressor module, and retaining bracket. Contact type: 4 PDTs. Input voltage: 24 V AC

The figure shows the 24 V DC version



Key commercial data

| | |
|--------------------------------------|---|
| Packing unit | 10 pc |
| GTIN |  4 046356 732147 |
| Weight per Piece (excluding packing) | 108.5 g |
| Custom tariff number | 85364110 |
| Country of origin | Germany |

Technical data

Dimensions

| | |
|--------|-------|
| Width | 31 mm |
| Height | 96 mm |
| Depth | 75 mm |

Ambient conditions

| | |
|---|------------------|
| Ambient temperature (operation) | -40 °C ... 50 °C |
| Ambient temperature (storage/transport) | -40 °C ... 85 °C |

Coil side

| | |
|---|----------------|
| Nominal input voltage U_N | 24 V AC |
| Input voltage range in reference to U_N | see diagram |
| Typical input current at U_N | 70 mA |
| Typical response time | 5 ms ... 15 ms |
| Typical release time range | 5 ms ... 20 ms |
| Operating voltage display | Yellow LED |
| Protective circuit | Varistor |

Relay Module - RIF-2-RPT-LV-24AC/4X21 - 2903306

Technical data

Contact side

| | |
|--|---------------------------|
| Contact type | 4 PDTs |
| Contact material | AgNi |
| Maximum switching voltage | 250 V AC/DC |
| Minimum switching voltage | 5 V (At 24 mA) |
| Maximum inrush current | 16 A (20 ms, N/O contact) |
| Min. switching current | 5 mA (at 24 V) |
| Limiting continuous current | 5 A (see diagram) |
| Interrupting rating (ohmic load) max. | 120 W (at 24 V DC) |
| | 124 W (at 48 V DC) |
| | 108 W (at 60 V DC) |
| | 52 W (at 110 V DC) |
| | 48 W (at 220 V DC) |
| | 1250 VA (for 250 V AC) |
| Switching capacity in acc. with DIN VDE 0660/IEC 60947 | 2 A (at 24 V, DC13) |
| | 0.22 A (at 120 V, DC13) |
| | 0.11 A (at 250 V, DC13) |
| | 1.5 A (at 24 V, AC15) |
| | 1.5 A (at 120 V, AC15) |
| | 1 A (at 240 V, AC15) |

Connection data

| | |
|--|----------------------|
| Connection method | Push-in connection |
| Stripping length | 8 mm |
| Conductor cross section stranded min. | 0.14 mm ² |
| Conductor cross section stranded max. | 1.5 mm ² |
| Conductor cross section solid min. | 0.14 mm ² |
| Conductor cross section solid max. | 1.5 mm ² |
| Conductor cross section stranded, with ferrule with plastic sleeve min. | 0.14 mm ² |
| Conductor cross section stranded, with ferrule with plastic sleeve max. | 1.5 mm ² |
| Conductor cross section stranded, with ferrule without plastic sleeve min. | 0.14 mm ² |
| Conductor cross section stranded, with ferrule without plastic sleeve max. | 1.5 mm ² |
| Conductor cross section AWG/kcmil max | 16 |
| Conductor cross section AWG/kcmil min. | 26 |

General

| | |
|--|---------------------------------------|
| Test voltage relay winding/relay contact | 2.5 kV _{rms} (50 Hz, 1 min.) |
| Test voltage relay contact/relay contact | 2 kV _{rms} (50 Hz, 1 min.) |
| Operating mode | 100% operating factor |
| Degree of protection | IP20 (Relay socket) |
| | RT I (Relay) |

Relay Module - RIF-2-RPT-LV-24AC/4X21 - 2903306

Technical data

General

| | |
|--------------------------|--------------------------------|
| Mechanical service life | Approx. 2×10^7 cycles |
| Standards/regulations | DIN EN 50178 |
| | IEC 62103 |
| Rated insulation voltage | 250 V AC |
| Pollution degree | 2 |
| Surge voltage category | II |
| Mounting position | any |
| Assembly instructions | In rows with zero spacing |

Articles in set

Relay socket - RIF-2-BPT/4X21 - 2900934



RIF-2... relay base, for industrial relay with 2 or 4 PDTs, Push-in connection, plug-in option for input/suppressor modules, for mounting on NS 35/7,5

Single relay - REL-IR4/L- 24AC/4X21 - 2903686



Plug-in industrial relay with power contacts, 4 PDTs, test key, status LED, mechanical switch position indicator, coil voltage: 24 V AC

Plug-in module - RIF-V-12-24 UC - 2900945



Plug-in module, for mounting on RIF-1, RIF-2, RIF-3, and RIF-4, with varistor, input voltage: 12 - 24 V AC/DC $\pm 20\%$

Retaining bracket - RIF-RH-2 - 2900954



Relay retaining bracket, with ejector function and holder for marking material, suitable for RIF-2 relay base, for industrial relay

Relay Module - RIF-2-RPT-LV-24AC/4X21 - 2903306

Classifications

eCl@ss

| | |
|------------|----------|
| eCl@ss 4.0 | 27371102 |
| eCl@ss 4.1 | 27371102 |
| eCl@ss 5.0 | 27371603 |
| eCl@ss 5.1 | 27371603 |
| eCl@ss 6.0 | 27371603 |
| eCl@ss 7.0 | 27371603 |
| eCl@ss 8.0 | 27371603 |

ETIM

| | |
|----------|----------|
| ETIM 3.0 | EC001456 |
| ETIM 4.0 | EC001456 |
| ETIM 5.0 | EC001437 |

UNSPSC

| | |
|---------------|----------|
| UNSPSC 6.01 | 30211917 |
| UNSPSC 7.0901 | 39121516 |
| UNSPSC 11 | 39121516 |
| UNSPSC 12.01 | 39121516 |
| UNSPSC 13.2 | 39121516 |

Approvals

Approvals


Approvals

CSA

Ex Approvals

Approvals submitted

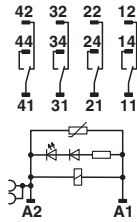
Approval details

| |
|---|
|  CSA |
|---|

Drawings

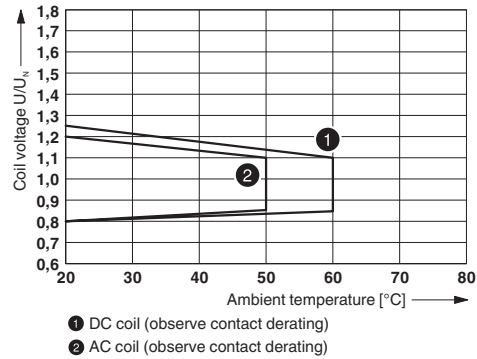
Relay Module - RIF-2-RPT-LV-24AC/4X21 - 2903306

Circuit diagram



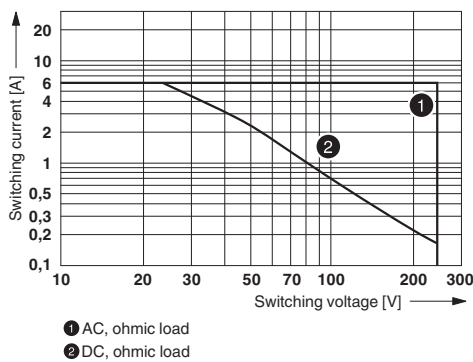
AC coils

Diagram

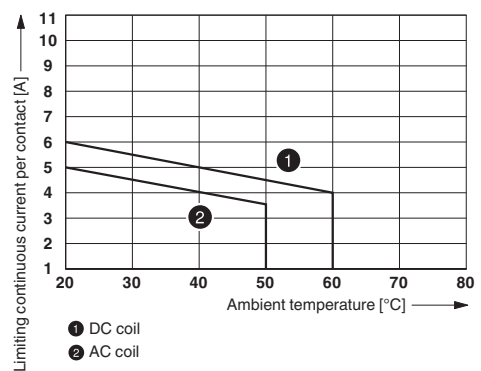


Operating voltage range

Diagram

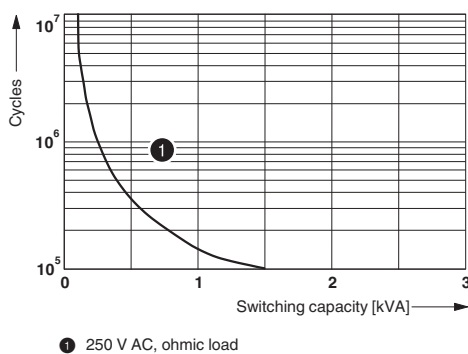


Diagram



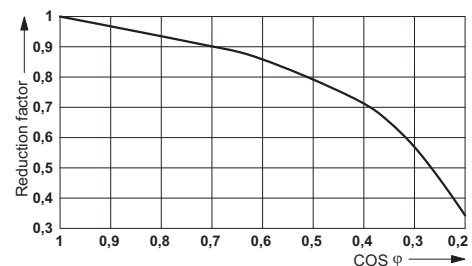
Interrupting rating

Diagram



Contact derating

Diagram



Electrical service life

Service life reduction factor

X-ON Electronics

Largest Supplier of Electrical and Electronic Components

Click to view similar products for [General Purpose Relays](#) category:

Click to view products by [Phoenix Contact](#) manufacturer:

Other Similar products are found below :

[APF30318](#) [JVN1AF-4.5V-F](#) [PCN-105D3MHZ](#) [5JO-10000S-SIL](#) [5JO-1000CD-SIL](#) [5JO-400CD-SIL](#) [LY2S-AC220/240](#) [LYQ20DC12](#)
[6031007G](#) [6131406HQ](#) [6-1393099-3](#) [6-1393099-8](#) [6-1393122-4](#) [6-1393123-2](#) [6-1393767-1](#) [6-1393843-7](#) [6-1415012-1](#) [6-1419102-2](#) [6-](#)
[1423698-4](#) [6-1608051-6](#) [6-1608067-0](#) [6-1616170-6](#) [6-1616248-2](#) [6-1616282-3](#) [6-1616348-2](#) [6-1616350-1](#) [6-1616350-8](#) [6-1616358-7](#) [6-](#)
[1616359-9](#) [6-1616360-9](#) [6-1616931-6](#) [6-1617039-1](#) [6-1617052-1](#) [6-1617090-2](#) [6-1617090-5](#) [6-1617347-5](#) [6-1617353-3](#) [6-1617801-8](#) [6-](#)
[1617802-2](#) [6-1618107-9](#) [6-1618248-4](#) [M83536/1-027M](#) [CX-4014](#) [MAHC-5494](#) [MAVCD-5419-6](#) [703XCX-120A](#) [7-1393100-5](#) [7-1393111-7](#)
[7-1393144-5](#) [7-1393767-8](#)