

AF190 ... AF370 3-pole contactors

125 to 300 hp at 480 V AC

AC / DC operated with 1 N.O. + 1 N.C. auxiliary contacts

2



AF205-30-11



AF370-30-11

Description

AF190 ... AF370 contactors are mainly used for controlling 3-phase motors and power circuits up to 1000 V AC. These contactors are of the block type design with 3 main poles.

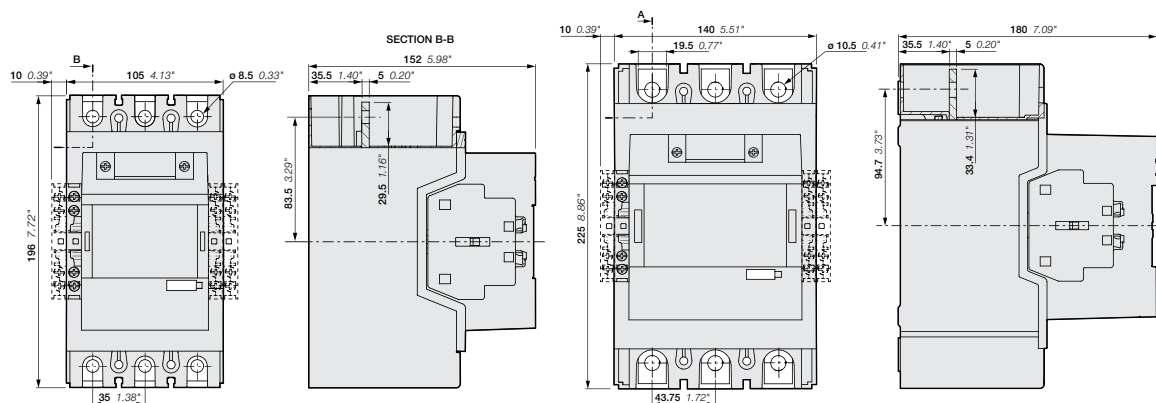
- control circuit: AC or DC operated with electronic coil interface accepting a wide control voltage range (e.g. 100...250 V AC and DC), only 4 control voltage ranges covering 24...500 V 50/60 Hz and 20...500 V DC
- can manage large control voltage variations
- reduced panel energy consumption
- very distinct closing and opening
- can withstand short voltage dips and voltage sags (SEMI F47 conditions of use on request).
- built-in surge suppression
- add-on auxiliary contact blocks for side mounting and a wide range of accessories.

Ordering details

IEC		UL / CSA		Rated control circuit voltage		Auxiliary contacts fitted	Catalog number	Global reference code	Weight
Rated operational power	current $\theta \leq 40^\circ\text{C}$	3-phase motor rating	General use rating	Uc min. ... Uc max.	Uc min. ... Uc max.				
400 V AC-3	AC-1	480 V	600 V AC						
kW	A	hp	A (1)	V 50/60 Hz	V DC				kg
90	275	125	230 [250]	24...60 48...130 100...250 250...500	20...60 48...130 100...250 250...500	1 1 1 1 1 1 1 1	AF190-30-11-11 AF190-30-11-12 AF190-30-11-13 AF190-30-11-14	1SFL487002R1111 1SFL487002R1211 1SFL487002R1311 1SFL487002R1411	3.000 3.000 3.000 3.000
110	350	150	250 [300]	24...60 48...130 100...250 250...500	20...60 48...130 100...250 250...500	1 1 1 1 1 1 1 1	AF205-30-11-11 AF205-30-11-12 AF205-30-11-13 AF205-30-11-14	1SFL527002R1111 1SFL527002R1211 1SFL527002R1311 1SFL527002R1411	3.000 3.000 3.000 3.000
140	400	200	300 [350]	24...60 48...130 100...250 250...500	20...60 48...130 100...250 250...500	1 1 1 1 1 1 1 1	AF265-30-11-11 AF265-30-11-12 AF265-30-11-13 AF265-30-11-14	1SFL547002R1111 1SFL547002R1211 1SFL547002R1311 1SFL547002R1411	4.640 4.640 4.640 4.640
160	500	250	350 [400]	24...60 48...130 100...250 250...500	20...60 48...130 100...250 250...500	1 1 1 1 1 1 1 1	AF305-30-11-11 AF305-30-11-12 AF305-30-11-13 AF305-30-11-14	1SFL587002R1111 1SFL587002R1211 1SFL587002R1311 1SFL587002R1411	4.640 4.640 4.640 4.640
200	600	300	400 [520]	24...60 48...130 100...250 250...500	20...60 48...130 100...250 250...500	1 1 1 1 1 1 1 1	AF370-30-11-11 AF370-30-11-12 AF370-30-11-13 AF370-30-11-14	1SFL607002R1111 1SFL607002R1211 1SFL607002R1311 1SFL607002R1411	4.640 4.640 4.640 4.640

(1) The higher ratings shown in [brackets] can be achieved through the use of LX.. terminal extensions.

Main dimensions mm, inches



AF190, AF205

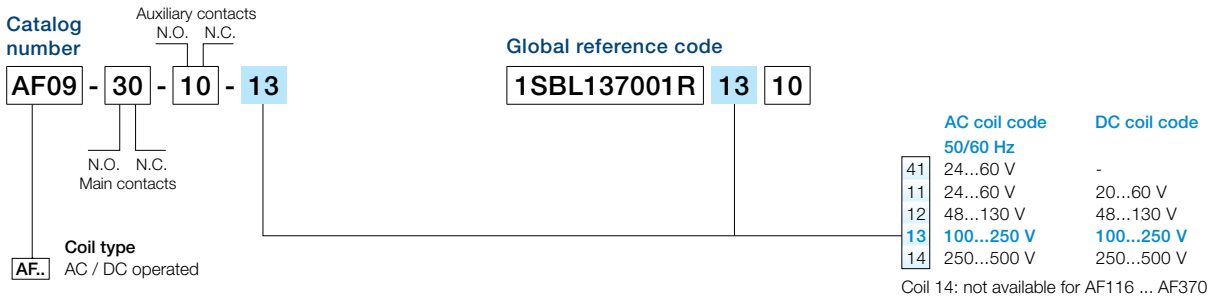
AF265, AF305, AF370

Voltage code table

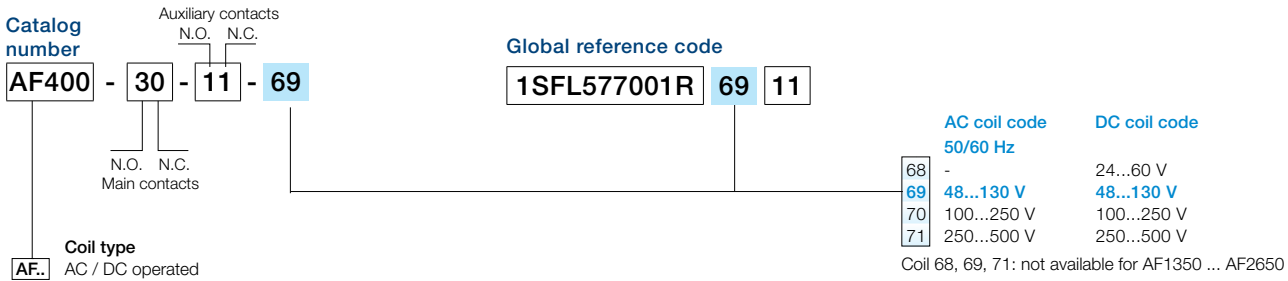
The below tables indicate the available coil voltages and corresponding digits for catalog numbers. When placing an order, please give the catalog number. Select a standard contactor from ordering detail pages. Change the coil voltage code in the catalog number according to the table below.

Example: for contactor AF400-30-11 and coil 100...250 V 50/60 Hz, the catalog number is AF400-30-11-70.

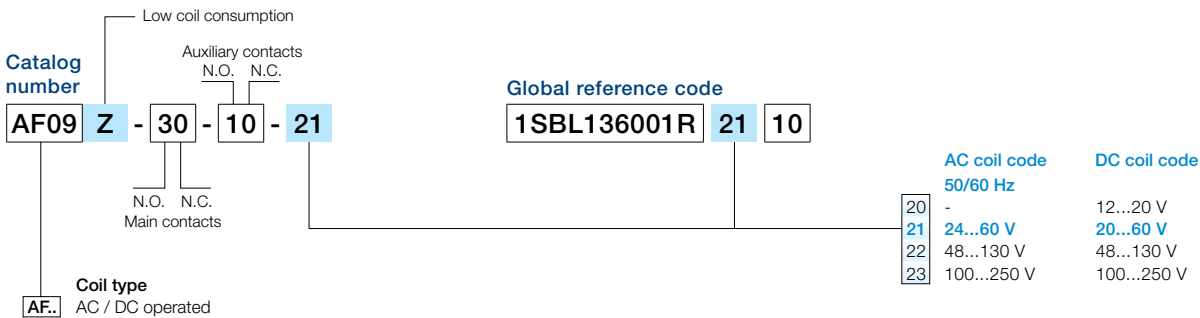
2 AF09 ... AF370 3-pole contactors AF09 ... AF38 4-pole contactors



AF400 ... AF2650 3-pole contactors



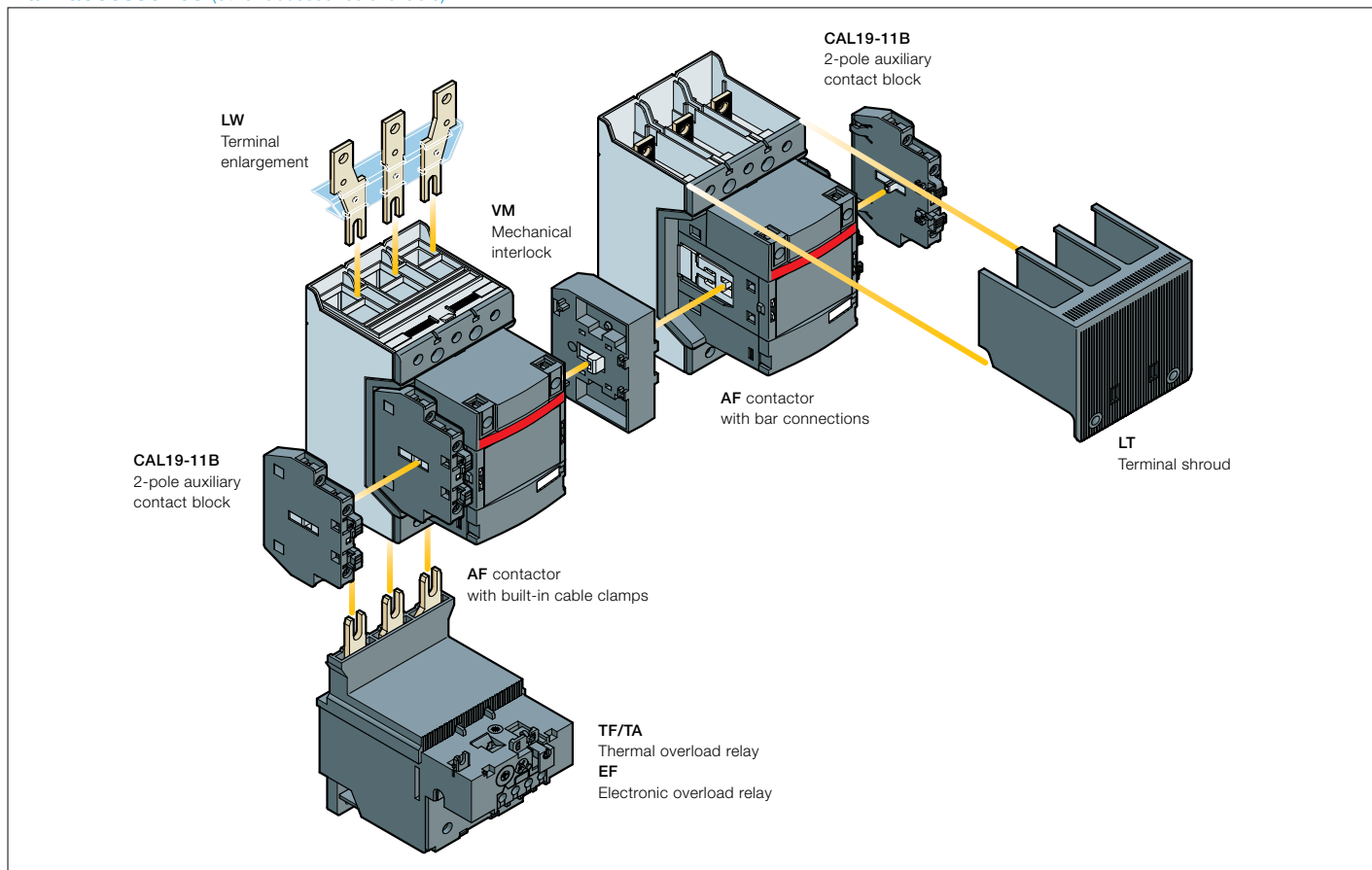
AF09 ... AF38 3- and 4-pole contactors - low consumption



AF116 ... AF370 3-pole contactors with 1 N.O. + 1 N.C. auxiliary contacts

Accessory fitting details

Main accessories (other accessories available)



Main accessory fitting details

Contactor types	Main poles	Available auxiliary contacts	Side-mounted accessories		
			Auxiliary contact blocks		Mechanical interlock units (between two contactors)
			CAL19-11	CAL19-11B	
AF116 ... AF370	3	0 1 1	1 x CAL19-11	+ 2 x CAL19-11B	-
AF116 ... AF370	3	0 1 1	-	+ 2 x CAL19-11B (1)	+ VM... (2)

(1) Total number of auxiliary contact blocks for the two contactors.

(2) Interlock type, according to the contactor ratings (see "Accessories").

Overload relays fitting details (1)

Contactor types	Thermal overload relays	Electronic overload relays
AF116 ... AF140	TF140DU (66...142 A)	EF146 (54...150 A)
AF146	-	EF146 (54...150 A)
AF190, AF205	TA200DU (66...200 A)	EF205 (63...210 A)
AF265 ... AF370	-	EF370 (115...380 A)

The addition of a thermal or electronic overload relay on the contactor does not prevent fitting of many other accessories as shown in "Main accessory fitting details" table.

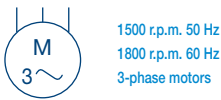
(1) Direct mounting - No kit required.

AF116 ... AF370 3-pole contactors

Technical data

Main pole - Utilization characteristics according to IEC

Contactor types	AC / DC operated	AF116	AF140	AF146	AF190	AF205	AF265	AF305	AF370
Standards		IEC 60947-1 / 60947-4-1 and EN 60947-1 / 60947-4-1							
Rated operational voltage Ue max.		690 V	690 V	1000 V	1000 V	1000 V	1000 V	1000 V	1000 V
Rated frequency (without derating)		50 / 60 Hz							
Conventional free-air thermal current Ith		160 A	200 A	225 A	275 A	350 A	400 A	500 A	600 A
acc. to IEC 60947-4-1, open contactors, $\theta \leq 40^\circ\text{C}$ With conductor cross-sectional area		70 mm ²	95 mm ²	95 mm ²	150 mm ²	240 mm ²	240 mm ² (3)	300 mm ²	2 x 185 mm ² (4)
AC-1 Utilization category									
For air temperature close to contactor									
Ie / Rated operational current AC-1	$\theta \leq 40^\circ\text{C}$	160 A	200 A	225 A	275 A	350 A	400 A	500 A	600 A
Ue max. $\leq 690\text{ V}$, 50/60 Hz	$\theta \leq 60^\circ\text{C}$	145 A	175 A	200 A	250 A	300 A	350 A	400 A	500 A
	$\theta \leq 70^\circ\text{C}$	130 A	160 A	175 A	200 A	240 A	290 A	325 A	400 A
Ie / Rated operational current AC-1	$\theta \leq 40^\circ\text{C}$	—	—	225 A	250 A	275 A	350 A	375 A	400 A
Ue max. $\leq 1000\text{ V}$, 50/60 Hz	$\theta \leq 60^\circ\text{C}$	—	—	200 A	225 A	250 A	300 A	325 A	350 A
	$\theta \leq 70^\circ\text{C}$	—	—	175 A	185 A	200 A	240 A	260 A	290 A
With conductor cross-sectional area		70 mm ²	95 mm ²	95 mm ²	150 mm ²	240 mm ²	240 mm ² (3)	300 mm ²	2 x 185 mm ² (4)
AC-3 Utilization category									
For air temperature close to contactor $\theta \leq 60^\circ\text{C}$									
Ie / Max. rated operational current AC-3 (1)									
	220-230-240 V	116 A	140 A	146 A	190 A	205 A	265 A	305 A	370 A
	380-400 V	116 A	140 A	146 A	190 A	205 A	265 A	305 A	370 A
	415 V	116 A	140 A	146 A	190 A	205 A	265 A	305 A	370 A
	440 V	116 A	140 A	146 A	190 A	205 A	265 A	305 A	370 A
	500 V	110 A	130 A	130 A	160 A	185 A	260 A	290 A	350 A
	690 V	65 A	80 A	93 A	135 A	165 A	250 A	290 A	315 A
	1000 V	—	—	60 A	85 A	100 A	100 A	100 A	100 A
Rated operational power AC-3 (1)									
	220-230-240 V	30 kW	37 kW	45 kW	55 kW	55 kW	75 kW	90 kW	110 kW
	380-400 V	55 kW	75 kW	75 kW	90 kW	110 kW	132 kW	160 kW	200 kW
	415 V	55 kW	75 kW	75 kW	90 kW	110 kW	132 kW	160 kW	200 kW
	440 V	75 kW	90 kW	90 kW	110 kW	132 kW	160 kW	160 kW	200 kW
	500 V	75 kW	90 kW	90 kW	110 kW	132 kW	160 kW	200 kW	250 kW
	690 V	55 kW	75 kW	90 kW	132 kW	160 kW	200 kW	250 kW	315 kW
	1000 V	—	—	75 kW	110 kW	132 kW	132 kW	132 kW	132 kW
Rated making capacity AC-3		10 x Ie AC-3 acc. to IEC 60947-4-1							
Rated breaking capacity AC-3		8 x Ie AC-3 acc. to IEC 60947-4-1							
Short-circuit protection device for contactors									
without thermal overload relay - Motor protection excluded (2)									
Ue $\leq 500\text{ V}$ AC - gG type fuse		250 A	315 A	315 A	355 A	400 A	500 A	500 A	630 A
Rated short-time withstand current Icw	1 s	1300 A	1460 A	1460 A	1900 A	2050 A	2650 A	3050 A	3700 A
at 40 °C ambient temperature,	10 s	928 A	1168 A	1168 A	1520 A	1640 A	2120 A	2440 A	2960 A
in free air from a cold state	30 s	536 A	674 A	674 A	878 A	947 A	1224 A	1409 A	1709 A
	1 min	379 A	477 A	477 A	621 A	670 A	865 A	996 A	1208 A
	15 min	160 A	200 A	225 A	275 A	350 A	400 A	500 A	600 A
Maximum breaking capacity									
cos $\varphi = 0.45$	at 440 V	2000 A	3000 A	3000 A	3300 A	3500 A	3800 A	4600 A	5000 A
(cos $\varphi = 0.35$ for Ie > 100 A)	at 690 V	1000 A	1500 A	1500 A	2200 A	2500 A	3300 A	3800 A	4000 A
Power dissipation per pole									
	Ie / AC-1	12 W	18 W	23 W	15 W	25 W	32 W	50 W	72 W
	Ie / AC-3	6 W	9 W	10 W	7 W	8 W	14 W	19 W	27 W
Maximum electrical switching frequency									
	AC-1	300 cycles/h							
	AC-3	300 cycles/h							
	AC-2, AC-4	150 cycles/h							



(1) For the corresponding kW/A or hp/A values of 1500 r.p.m, 50 Hz or 1800 r.p.m, 60 Hz, 3-phase motors, see "Motor rated operational powers and currents".
 (2) For the protection of motor starters against short circuits, see "Coordination with short-circuit protection devices".
 (3) For currents above 275A use terminal enlargements or terminal extensions.
 (4) For currents above 450A use terminal enlargements or terminal extensions.

AF116 ... AF370 3-pole contactors

Technical data

Main pole - Utilization characteristics according to UL / NEMA / CSA

Contactor types	AC / DC operated	AF116	AF140	AF146	AF190	AF205	AF265	AF305	AF370
Standards		UL 60947-1 / 60947-4-1A and CSA 60947-1 / 60947-4-1A							
Maximum operational voltage		600V							
NEMA size		—	4	—	—	—	5	—	—
NEMA continuous amp rating	Thermal current	—	135 A	—	—	—	270 A	—	—
NEMA maximum horse power ratings									
1-phase, 60 Hz									
	115 V AC	—	—	—	—	—	—	—	—
	230 V AC	—	—	—	—	—	—	—	—
NEMA maximum horse power ratings									
3-phase, 60 Hz									
	200 V AC	—	40 hp	—	—	—	75 hp	—	—
	230 V AC	—	50hp	—	—	—	100 hp	—	—
	460 V AC	—	100 hp	—	—	—	200 hp	—	—
	575 V AC	—	100 hp	—	—	—	200 hp	—	—
UL / CSA general use rating									
600 V AC		160 A	200 A	200 A	230 A	250 A	300 A	350 A	400 A
600 V AC (w/ LX.. terminal extensions)		160 A	200 A	200 A	250 A	300 A	350 A	400 A	520 A
With conductor cross-sectional area		AWG 2/0	AWG 3/0	AWG 3/0	MCM 250	MCM 350 (2)	MCM 500	2//AWG 3/0	2//MCM 300
UL / CSA maximum 1-phase motor rating									
Full load current									
	120 V AC	—	—	—	—	—	—	—	—
	240 V AC	—	—	—	—	—	—	—	—
Horse power rating									
	120 V AC	—	—	—	—	—	—	—	—
	240 V AC	—	—	—	—	—	—	—	—
UL / CSA maximum 3-phase motor rating									
Full load current (1)									
	200-208 V AC	92 A	120 A	120 A	150 A	177 A	221 A	285 A	359 A
	220-240 V AC	104 A	130 A	130 A	154 A	192 A	248 A	312 A	360 A
	440-480 V AC	96 A	124 A	124 A	156 A	180 A	240 A	302 A	361 A
	550-600 V AC	99 A	125 A	125 A	144 A	192 A	242 A	289 A	336 A
Horse power rating (1)									
	200-208 V AC	30 hp	40 hp	40 hp	50 hp	60 hp	75 hp	100 hp	125 hp
	220-240 V AC	40 hp	50 hp	50 hp	60 hp	75 hp	100 hp	125 hp	150 hp
	440-480 V AC	75 hp	100 hp	100 hp	125 hp	150 hp	200 hp	250 hp	300 hp
	550-600 V AC	100 hp	125 hp	125 hp	150 hp	200 hp	250 hp	300 hp	350 hp
Short-circuit protection device for contactors									
without thermal overload relay - Motor protection excluded									
High fault current		100 kA							
Fuse rating		225 A	250 A	250 A	450 A	400 A	500 A	600 A	800 A
Fuse type, 600 V		J							
Maximum electrical switching frequency									
For general use		300 cycles/h							
For motor use		300 cycles/h							

(1) For the corresponding kW/A or hp/A values of 1500 r.p.m, 50 Hz or 1800 r.p.m, 60 Hz, 3-phase motors, see "Motor rated operational powers and currents".

(2) For conductor cross-sectional area above MCM 300 use terminal enlargements LW205.

General technical data

Contactor types	AC / DC operated	AF116	AF140	AF146	AF190	AF205	AF265	AF305	AF370
Rated insulation voltage Ui		1000 V							
acc. to IEC 60947-4-1		600 V							
acc. to UL / CSA		600 V							
Rated impulse withstand voltage Uimp.		8 kV							
Electromagnetic compatibility		AF contactors comply with IEC 60947-1 / EN 60947-1 - Environment A							
Ambient air temperature close to contactor									
Operation	Fitted with thermal overload relay	-25 to +55 °C							
	Without thermal overload relay	-40 to +70 °C							
Storage		-40 to +70 °C							
Maximum operating altitude (without derating)		3000 m							
Mechanical durability									
Number of operating cycles		5 million operating cycles							
Maximum switching frequency		300 cycles/h							

AF116 ... AF370 3-pole contactors

Technical data

Magnet system characteristics

Contactor types	AC / DC operated	AF116	AF140	AF146	AF190	AF205	AF265	AF305	AF370
Coil operating limits	AC supply	At $\theta \leq 70^\circ\text{C}$ $0.85 \times U_c \text{ min} \dots 1.1 \times U_c \text{ max}$							
acc. to IEC 60947-4-1	DC supply	At $\theta \leq 70^\circ\text{C}$ $0.80 \times U_c \text{ min} \dots 1.1 \times U_c \text{ max}$							
Rated control circuit voltage U_c									
Coil consumption									
AC control voltage 50/60 Hz									
24...60 V AC	Average pull-in value	225 VA			165 VA		475 VA		
	Average holding value	5.5 VA			6 VA		8.5 VA		
48...130 V AC	Average pull-in value	170 VA			175 VA		340 VA		
	Average holding value	4 VA			4 VA		17 VA		
100...250 V AC	Average pull-in value	130 VA			220 VA		385 VA		
	Average holding value	6 VA			7 VA		17.5 VA		
250...500 V AC	Average pull-in value	200 VA			200 VA		400 VA		
	Average holding value	18 VA			18 VA		20 VA		
DC control voltage									
20...60 V DC	Average pull-in value	210 W			205 W		400 W		
	Average holding value	2.5 W			2.5 W		3 W		
48...130 V DC	Average pull-in value	130 W			130 W		360 W		
	Average holding value	2.5 W			2.5 W		2.5 W		
100...250 V DC	Average pull-in value	135 W			190 W		410 W		
	Average holding value	3 W			2.5 W		4.5 W		
250...500 V DC	Average pull-in value	180 W			160 W		270 W		
	Average holding value	3.5 W			3.5 W		4 W		
Drop-out voltage		55 % of $U_c \text{ min}$							
Operating time									
Coil supply between A1 - A2									
Between coil energization and:	N.O. contact closing	20...55 ms			25...60 ms		30...60 ms		
Between coil de-energization and:	N.O. contact opening	40...70 ms			45...80 ms		45...80 ms		

Mounting characteristics and conditions for use

Contactor types	AC / DC operated	AF116	AF140	AF146	AF190	AF205	AF265	AF305	AF370
Mounting positions									
		Max. add-on N.O. or N.C. auxiliary contacts: see accessory fitting details for 3-pole contactor AF116 ... AF370							
Mounting distances									
		The contactors can be assembled side by side							
Fixing									
On rail acc. to IEC 60715, EN 60715		-							
By screws (not supplied)		4 x M5							

AF116 ... AF370 3-pole contactors

Technical data

Connecting characteristics

Contactor types	AC / DC operated	AF116	AF140	AF146	AF190	AF205	AF265	AF305	AF370
Main terminals									
Flat type									
Connection capacity (min. ... max.)									
Main conductors (poles)									
	Cu cable - Stranded	1 x	10...95 mm ²		6...150 mm ²		16...300 mm ²		
	Clamp type		LD... included (1)		1SDA066917R1		1SDA055016R1		
	Tightening torque		8 Nm		14 Nm		25 Nm		
	Cu cable - Stranded	2 x	10...95 mm ²		50...120 mm ²		70...185 mm ²		
	Clamp type		LD... included (1)		1SFN074709R1000, LZ185-2C/120		1SCA022194R0890, OZXB4		
	Tightening torque		8 Nm		16 Nm		22 Nm		
	Al cable - Stranded	1 x	-		95...185 mm ²		185...240 mm ²		
	Clamp type		-		1SDA054988R1		1SDA055020R1		
	Tightening torque		-		31 Nm		43 Nm		
	Cu cable - Flexible	1 x	10...70 mm ²		6...120 mm ²		16...240 mm ²		
	Clamp type		LD... included (1)		1SDA066917R1		1SDA055016R1		
	Tightening torque		8 Nm		14 Nm		25 Nm		
	Cu cable - Flexible	2 x	10...70 mm ²		50...95 mm ²		70...185 mm ²		
	Clamp type		LD... included (1)		1SFN074709R1000, LZ185-2C/120		1SCA022194R0890, OZXB4		
	Tightening torque		8 Nm		16 Nm		22 Nm		
	Lugs	W ≤	22 mm (.866 in)		24 mm (.945 in)		32 mm (1.260 in)		
		Ø >	6 mm (.236 in)		8 mm (.315 in)		10 mm (.394 in)		
	Socket type		LL... included		LL... included		LL... included		
	Tightening torque		9 Nm / 80 lb.in		18 Nm / 160 lb.in		28 Nm / 248 lb.in		
Connection capacity acc. to UL / CSA		1 x	AWG 6...3/0		6...300 MCM		4...400 MCM		
	Clamp type		LD... included (1)		ATK185 (2)		ATK300 (2)		
	Tightening torque		8 Nm / 71 lb.in		34 Nm / 301 lb.in		42 Nm / 372 lb.in		
Connection capacity acc. to UL / CSA		2 x	AWG 6...3/0		-		4...500 MCM		
	Clamp type		LD... included (1)		-		ATK300/2 (2)		
	Tightening torque		8 Nm / 71 lb.in		-		42 Nm / 372 lb.in		
Auxiliary conductors									
(coil terminals)									
	Solid / stranded	1 x	1...4 mm ²						
		2 x	1...4 mm ²						
	Flexible	1 x	0.75...2.5 mm ²						
		2 x	0.75...2.5 mm ²						
	Flexible with non insulated ferrule	1 x	0.75...2.5 mm ²						
		2 x	0.75...2.5 mm ²						
	Flexible with insulated ferrule	1 x	0.75...2.5 mm ²						
		2 x	0.75...2.5 mm ²						
	Lugs	L <	8 mm						
		L >	3.5 mm						
Connection capacity acc. to UL / CSA		1 or 2 x	AWG 18...14						
	Stripping length		9 mm						
	Tightening torque		1.00 Nm / 9 lb.in						
Degree of protection									
acc. to IEC 60947-1 / EN 60947-1 and IEC 60529 / EN 60529									
Main terminals			IP00						
Coil terminals			IP20						
Screw terminals									
Main terminals			M6		M8		M10		
	Screwdriver type		Screws and bolts						
Coil terminals (delivered in open position)			M3.5						
	Screwdriver type		Flat Ø 5.5 mm / Pozidriv 2						

(1) LD... not included for AF116 ... AF146-30...B.

(2) Available in North America only.

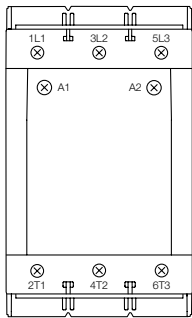
AF116 ... AF370 3-pole contactors

Terminal marking and positioning

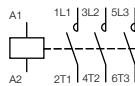
AF116 ... AF370 contactors - AC / DC operated

Standard devices without addition of auxiliary contacts

2

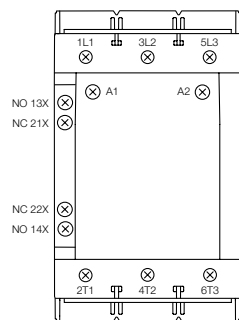


AF116 ... AF370-30-00

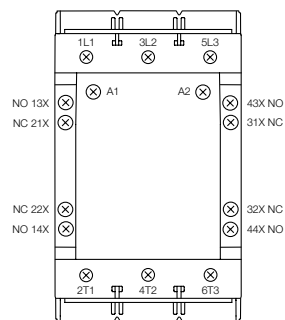


AF116 ... AF370-30-00

Standard devices with factory mounted auxiliary contacts



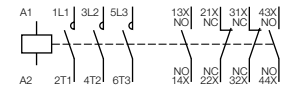
AF116 ... AF370-30-11



AF116 ... AF370-30-22



AF116 ... AF370-30-11



AF116 ... AF370-30-22

X-ON Electronics

Largest Supplier of Electrical and Electronic Components

Click to view similar products for [Solid State Relays - Industrial Mount](#) category:

Click to view products by [ABB](#) manufacturer:

Other Similar products are found below :

[6225XXASRS-DC3](#) [D2440-C](#) [H10CA4890](#) [D4875C](#) [D53TP50DH-10](#) [1395831-1](#) [BR312BY](#) [A-1326](#) [AQY210SXE01](#) [AQY221N2SYD01](#)
[AQY414SXE01](#) [26532764](#) [H10CA4850](#) [H12CA4890VL](#) [RA2410-D06](#) [D1202F](#) [D53TP50-10](#) [W230E-1-12](#) [W230T-3-12](#) [W6125ASX-1](#)
[W6225DSX-2](#) [W6240DSX-4](#) [W6240DTX-2](#) [1-1617030-3](#) [1-1617033-9](#) [1-1617033-7](#) [MS2-D2420](#) [MS2-D2430](#) [A-1440](#) [4-1617080-0](#)
[RJ1P60V50E](#) [RN1F48I50](#) [70.362.1028.0](#) [7-1393030-8](#) [Z5.509.0828.0](#) [W230E-2-5](#) [G3RV-SR700-D AC110](#) [G3RV-SR500-AL AC100](#)
[G3RV-SR500-D ACDC24](#) [G3RV-SR500-AL ACDC24](#) [G3RV-SR700-D ACDC24](#) [G3RV-SR700-AL ACDC24](#) [G3RV-SR500-D DC12](#)
[G3RV-SR700-A ACDC24](#) [G3RV-SR500-A ACDC24](#) [2912138](#) [2912141](#) [SSRDAC10](#) [1613353](#) [1613349](#)