


RI-07 Series Dry Reed Switch



RI-07 Series

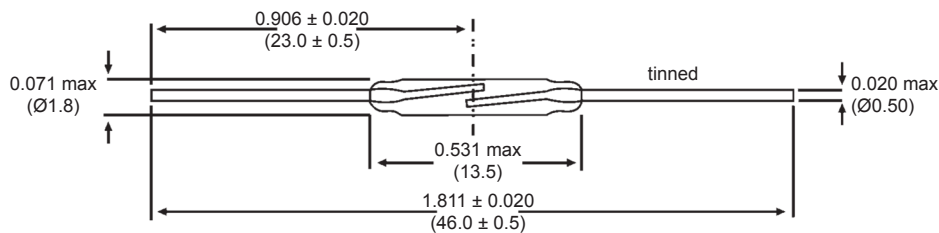
Pico dry-reed switch hermetically sealed in a gas-filled glass envelope. Single-pole, single-throw (SPST) type, having normally open contacts, and containing two magnetically actuated reeds.

The switch is of the double-ended type and may be actuated by an electromagnet, a permanent magnet or a combination of both. The device is intended for use in relays, sensors, pulse counters or similar devices.

RI-07 Series Features

- Ideal general purpose reed relays and sensors
- Contact layers: ruthenium on gold
- Superior glass-to-metal seal and blade alignment
- RoHS Compliant

Dimensions for RI-07 Series



All Dimension in inches (mm) nominal

General data for all models RI-07

AT-Customization / Performed Leads

Besides the standard models, customized products can also be supplied offering the following options:

- Operate and release ranges to customer specification
- Cropped and/or performed leads

Coils

All characteristics are measured using the Philips Standard Coil. For definitions of the Philips Standard Coil, refer to "Application Notes" in the *Reed Switch Technical & Application Information* Section of this catalog.

Life expectancy and reliability

The life expectancy data given below are valid for a coil energized at 1.25 times the published maximum operate value for each type in the RI-07 series.

No load conditions (operating frequency: 100Hz)

Life expectancy: min. 10^8 operations with a failure rate of less than 10^{-9} with a confidence level of 90%.

End of life criteria:

Contact resistance > 1Ω after 2 ms

Release time > 2 ms (latching or contact sticking).

Loaded conditions (resistive load: 5V; 100 mA; operating frequency: 125 Hz)

Life expectancy: min. 10^7 operations with a failure rate of less than 10^{-8} with a confidence level of 90%.

End of life criteria:

Contact resistance > 1Ω after 2.5 ms

Release time > 1 ms (latching or contact sticking).

Loaded conditions (resistive load: 12V; 4 mA; (15 mA peak); operating frequency: 170 Hz)

Life expectancy: min. 10^6 operations

End of life criteria:

Contact resistance > 2Ω after 4 ms

Release time > 0.7 ms (latching or contact sticking).

Switching different loads involves different life expectancy and reliability data. Further information is available on request.

Mechanical Data

Contact arrangement is normally open; lead finish is tinned; net mass is approximately 100mg; and can be mounted in any position.

RI-07 Series Dry Reed Switch

Technical Specifications

Parameters	Test Conditions	Units	RI-07AAA	RI-07AA	RI-07A
Operating Characteristics					
Operate Range		AT	7-19	16-25	20-36
Release Range		AT	3-16	4-18	6-19.5
Operate Time - including Bounce (typ.)		ms	0.25	0.25	0.45
Bounce Time (typ.)		ms	0.05	0.05	0.05
Release Time (max)		ms	30	30	30
Resonant Frequency (typ.)		Hz	6700	6700	6700
Electrical Characteristics					
Switched Power (max)		W	5	10	10
Switched Voltage DC (max)		V	160	200	200
Switched Voltage AC, RMS value (max)		V	110	140	140
Switched Current DC (max)		mA	250	500	500
Switched Current AC, RMS value (max)		mA	250	500	500
Carry Current DC (max)		A	1.5	1.75	1.75
Breakdown Voltage (min)		V	180	200	230
Contact Resistance (initial max.)		mΩ	130	130	130
Contact Resistance (initial typ.)		mΩ	110	110	110
Contact Capacitance (max)	without test coil	pF	0.3	0.3	0.25
Insulation Resistance (min)	RH ≤ 45%	MΩ	10 ⁶	10 ⁶	10 ⁶

Shock

The switches are tested in accordance with “IEC 68-2-27”, test Ea (peak acceleration 150 G, half sinewave; duration 11 ms). Such a shock will not cause an open switch (no magnetic field present) to close, nor a switch kept closed by an 80 AT coil to open.

Vibration

The switches are tested in accordance with “IEC 68-2-6”, test Fc (acceleration 10G; below cross-over-frequency 57 to 62 Hz; amplitude 0.75 mm; frequency range 10 to 2000 Hz; duration 90 minutes.) Such a vibration will not cause an open switch (no magnetic field present) to close, nor a switch kept closed by an 80 AT coil to open.

Mechanical Strength

The robustness of the terminations is tested in accordance with “IEC 68-2-21”, test Ua1 (load 10 N).

Operating and Storage Temperature

Operating ambient temperature; min: -55°C; max: +125°C. Storage temperature; min: -55°; max: +125°C. Note: Temperature excursions up to 150°C may be permissible. For more information contact your nearest Comus Group sales office.

Soldering

The switch can withstand soldering heat in accordance with “IEC 68-2-20”, test Tb, method 1B: solder bath at

350 ± 10°C for 3.5 ± 0.5 s. Solderability is tested in accordance with “IEC 68-2-20” test Ta, method 3: solder globule temperature 235°C; ageing 1b: 4 hours steam.

Welding

The leads can be welded.

Mounting

The leads should not be bent closer than 1 mm to the glass-to-metal seals. Stress on the seals should be avoided. Care must be taken to prevent stray magnetic fields from influencing the operating and measuring conditions.

* As part of the company policy of continued product improvement, specifications may change without notice. Our sales office will be pleased to help you with the latest information on this product range and the details of our full design and manufacturing service. All products are supplied to our standard conditions of sale unless otherwise agreed in writing.

RI-07 Series Dry Reed Switch



Comus International
454 Allwood Road
Clifton, New Jersey 07012
U.S.A

Tel: (1)973 - 777 - 6900
Fax: (1)973 - 777 - 8405
email: info@comus-intl.com
Website: <http://www.comus-intl.com>
ISO 9001:2008
CERTIFICATE NO: 03-12314



Comus Europe Ltd
Unit 7, Rice Bridge Industrial Estate
Thorpe - Le - Soken
Essex, England
CO160HL
Tel: +44 (0)1255 862236
Fax: +44 (0)1255 862014
email: sales@assemtech.co.uk
Website: <http://www.assemtech.co.uk>
ISO 9001:2008
CERTIFICATE NO: FM 21080



Comus Belgium BVBA
Overhaamlaan 40
B-3700 Tongeren
Belgium

Tel: +33 (0)12 390400
Fax: +33 (0)12 235754
email: info@comus.be
Website: <http://www.comus.be>




Comus Technology BV
Jan Campertstraat 11
6416 SG Heerlen
The Netherlands

Tel: +31(0)45 5439345
Fax: +31(0)45 5427216
email: info@comus-intl.com
Website: <http://www.dry-reeds.com>



Comus Electronics and Technologies
India Private Limited
No.3, Kamaraj Nagar 2nd Street
Tambaram Sanatorium
Chennai 600045
India
Tel:+(91)-(44)-43219090
Fax:+(91)-(44)-22628198
email: info@comus-intl.com
Website: <http://www.comusindia.com>

TAKE A LOOK AT OUR VARIETY OF PRODUCTS



X-ON Electronics

Largest Supplier of Electrical and Electronic Components

Click to view similar products for [Magnetic/Reed Switches](#) category:

Click to view products by [Comus](#) manufacturer:

Other Similar products are found below :

[59200-020](#) [MDSR-4-12-23](#) [MMRB20006](#) [PSW-21](#) [AMS-17-B](#) [AMS-20MG](#) [AMS-37-G_W/Brk](#) [AMS-38S-I](#) [AMS-38SW](#) [AMS-39B-B](#)
[AMS-39B-W](#) [HRB10030](#) [2116900170](#) [AMS-10S-B](#) [AMS-25B-B](#) [AMS-37BROWN](#) [AMS-37GRAY](#) [AMS-38MG](#) [AMS-38SB](#) [AMS-9-B](#)
[AMS-T10C\(B\)](#) [4350238](#) [505-171W WHITE](#) [505-211B](#) [505-391G](#) [505-5114W WHITE](#) [505-70B](#) [507-382B](#) [BMC-33B](#) [HM00-01800](#)
[4350186](#) [4360013](#) [505-101-GC](#) [505-101-GS](#) [505-101WC](#) [505-172W](#) [505-201W](#) [505-392W](#) [505-90G](#) [505-90I](#) [507-381BB](#) [RSW-21A-I](#)
[ODC-56B](#) [FF6-21-DC-03-SS](#) [FF6-11-AC-06](#) [FF6-21-AC-06](#) [DRR-129\(42-48\)](#) [ODC-56A](#) [AMS-10MGW](#) [AMS-37B GRAY](#)