



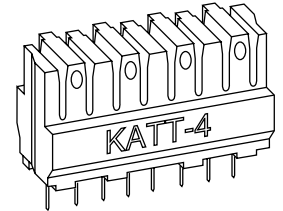
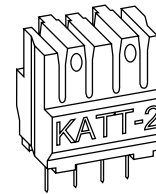
Features and Benefits

The "S" series KATT insulation displacement contact (IDC) terminal block is a low profile connector which is ideal for manufacturers of professional electronic, data communications and computer peripheral equipment.

High corrosion resistance is maintained by the gas-tight contacts which were designed for fast and reliable PCB mounting and will accommodate 22-26 AWG (0.4 - 0.63mm) solid or stranded wire without the need to wire strip or solder. The contacts may be reterminated up to 200 times in line with BT specification D2920. Patented retention devices prevent the connector body from separating from the contacts without the need for additional heat staking operations.

The connector body is manufactured from a flame retardant material and is available with optional retention posts to reduce fixturing requirements during flow/wave soldering. The mating face of the block is either unmarked or optionally, pair identification can be provided with colour coding or numbering (*subject to minimum order quantities*).

- Available in 2 pair(4 pos), 3 pair(6 pos) and 4 pair(8 pos)
- IDC contact accepts 2 wires for daisy chaining applications
- Low wire insertion force reduces the risk of PCB damage
- Optional markings for circuit identification
- No heat-staking required
- 0.75mm PCB hole allows more tracks between pad
- Solder tail length compatible with industry standard 1.6mm PCB
- EIA 568A Annex A, ISO 11801 Annex B and EN 50173 Annex B compliant



Technical Specification

Height (Above PCB)	12.6mm Max.
Width	16.75mm Max. type (S2) 24.06mm Max. type (S3) 32mm Max. type (S4)
Depth	7.2mm
Solder Tail Length	2.4mm

Order No.	Description
36.A0160	Grey, 4 Pair (8 Pos)KATT S4, unmarked, without retention posts
36.A0170	Grey, 2 Pair (4 Pos)KATT S2, unmarked, without retention posts
36.A0300	Grey, 2 Pair (4 Pos)KATT S2, Brown & Green, without retention posts
36.A0310	Grey, 2 Pair (4 Pos)KATT S2, Blue & Orange, without retention posts
36.A0320	Grey, 4 Pair (8 Pos)KATT S4, Brown, Green, Orange & Blue, without retention posts
36.A0330	Grey, 4 Pair (8 Pos)KATT S4, Blue, Orange, Green & Brown, without retention posts
36.A0890	Grey, 3 Pair (6 Pos)KATT S3, unmarked, without retention posts
36.A0690	White, 2 Pair (4 Pos)KATT S2, unmarked, without retention posts
36.A0700	White, 2 Pair (4 Pos)KATT S2, Brown & Green, without retention posts
36.A0710	White, 2 Pair (4 Pos)KATT S2, Blue & Orange, without retention posts
36.A0740	White, 4 Pair (8 Pos) KATT S4, unmarked, without retention posts
36.A0750	White, 4 Pair (8 Pos)KATT S4, Brown, Green, Orange & Blue, without retention posts
36.A0760	White, 4 Pair (8 Pos)KATT S4, Blue, Orange, Green & Brown, without retention posts
36.A0900	White, 3 Pair (6 Pos)KATT S3, unmarked, without retention posts

MOLEX PREMISE NETWORKS

**Molex Premise Networks
Corporate Headquarters**
Tel: 1 866 733 6659
www.molexpn.com

**European
Headquarters**
Tel: 44 (0) 1489 572111
www.molexpn.co.uk

**Pac Rim
Headquarters**
Tel: 61 3 9971 7111
www.molexpn.com.au

**Molex
Incorporated**
Tel: 630 969 4550
www.molex.com



Applications

Communications: Voice and Data:
Low voltage Systems: Electronic Equipment:

Wire Accommodation

Size: 1.4mm OD
Types of Plastic insulation: PVC, IPVC, Polyethylene, Polypropylene, PTFE, Polyurethane, Polyolefin & Nylon

Terminations

Solid wire ranges: 22 - 26 AWG (0.4 - 0.63mm)
Limiting OD: 1.4mm
Reterminations: 200
Stranded wire ranges: (7 strands) 22 - 26 AWG
Limiting OD: 1.4mm
Reterminations: 200

Electrical Data

Dielectric Strength: 1.5 kV RMS @ 60 Hz
Insulation Resistance: Better than 10
Termination:
Typical: < .5 m
Guaranteed: < 5 m

Environmental

Temperature Range:
Storage: -40 to +70°C
Operational: -10 to +60°C
Humidity: 95% Max

Transmission Data

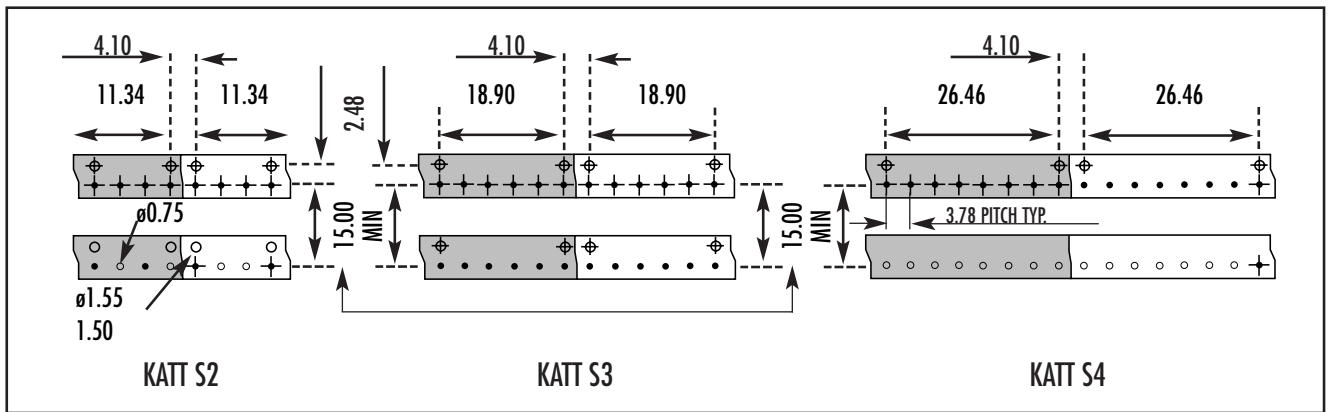
Insertion Loss (Attenuation): <0.1dB 1-100 MHz
Worst Pair Near End
Crosstalk (NEXT): <-45dB 1-100MHz

Mechanical Data

Block Termination: Wave / solder to 0.8mm or 1.6mm PCB
Soldering temperature: Max 260°C
Soldering time: Max 4 Sec
Wire termination: Insulation displacement (Gas Tight)
Wire insertion force: 50N typical
Wire pull out force: 45N typical

Materials

Plastic Housing: UL 94 V0 Rated Thermoplastic
Contact Material: Phosphor Bronze
IDC contact Plating: Sn \Pb



Order No.	Description
36.A0340	Grey, 2 Pair (4 Pos) KATT S2, unmarked, with retention posts
36.A0350	Grey, 2 Pair (4 Pos) KATT S2, Brown & Green, with retention posts
36.A0360	Grey, 2 Pair (4 Pos) KATT S2, Blue & Orange, with retention posts
36.A0370	Grey, 4 Pair (8 Pos) KATT S4, unmarked, with retention posts
36.A0380	Grey, 4 Pair (8 Pos) KATT S4, Brown, Green, Orange & Blue, with retention posts
36.A0390	Grey, 4 Pair (8 Pos) KATT S4, Blue, Orange, Green & Brown, with retention posts
36.A0910	Grey, 3 Pair (6 Pos) KATT S3, unmarked, with retention posts
36.A0770	White, 2 Pair (4 Pos) KATT S2, Solder Tail, unmarked, with retention posts
36.A0780	White, 2 Pair (4 Pos) KATT S2, Solder Tail, Green & Brown, with retention posts
36.A0790	White, 2 Pair (4 Pos) KATT S2, Solder Tail, Blue & Orange, with retention posts
36.A0820	White, 4 Pair (8 Pos) KATT S4, Solder Tail, unmarked, with retention posts
36.A0830	White, 4 Pair (8 Pos) KATT S4, Solder Tail, Brown, Green, Orange & Blue, with retention
36.A0840	White, 4 Pair (8 Pos) KATT S4, Solder Tail, Blue, Orange, Green & Brown, with retention
36.A0920	White, 3 Pair (6 Pos) KATT S3, Solder Tail, unmarked, with retention
14-0202-001	White, Stuffer Caps, minimum Quantity 100

MOLEX PREMISE NETWORKS

Molex Premise Networks
Corporate Headquarters
Tel: 1 866 733 6659
www.molexpn.com

European
Headquarters
Tel: 44 (0) 1489 572111
www.molexpn.co.uk

Pac Rim
Headquarters
Tel: 61 3 9971 7111
www.molexpn.com.au

Molex
Incorporated
Tel: 630 969 4550
www.molex.com

X-ON Electronics

Largest Supplier of Electrical and Electronic Components

Click to view similar products for [mod-tap](#) manufacturer:

Other Similar products are found below :

[33A-100-10](#) [36.A0760](#)