

# Super Vu-Tron<sup>®</sup> Supreme Types SJOOW/SOOW

105°C 300 and 600 Volt UL/CSA Portable Cord



**Product Construction:**

**Conductors:**

- 18 through 10 AWG fully annealed stranded tinned copper per ASTM B-174

**Insulation:**

- Premium-grade, color-coded, oil-resistant 105°C EPDM
- European color code: See chart below

**Jacket:**

- Super Vu-Tron<sup>®</sup> Supreme, yellow
- Temperature range: -50°C to +105°C UL/CSA
- Voltage rating: 300 volts Type SJOOW  
600 volts Type SOOW

**Jacket Marking:**

- CAROL SUPER VU-TRON<sup>®</sup> SUPREME (SIZE) (mm<sup>2</sup>) 105°C (UL) WATER RESISTANT SJOOW (OR SOOW) CSA -50°C FT-1 --- P-123-103 MSHA (VOLTS) RoHS MADE IN USA

**Applications:**

- Machine tools
- Power tools
- Dockside power applications
- Motor leads
- Portable machinery
- Cranes
- Submersible pumps
- Where water immersion is required
- Severe environment OEM/MRO applications

**Features:**


- Excellent flexibility in cold temperatures
- Lasts longer in flex applications (Class M stranding)
- Integral Flexfill<sup>®</sup>
- Ozone-sunlight (UV)- and weather-resistant
- UL Listed and CSA Certified for indoor and outdoor use
- Water-resistant
- Safety-colored, with high-visibility yellow jacket
- High heat and flame resistance
- Resistant to sunlight, oils, acids and chemicals
- Excellent abrasion and cut resistance
- TRU-Mark<sup>®</sup> sequential footage marking
- Tinned copper conductors — corrosion/oxidation-resistant

**Industry Approvals:**

- UL Flexible Cord - UL Subject 62
- CSA Flexible Cord - C22.2-49
- MSHA Approved
- OSHA Acceptable
- JC580
- RoHS Compliant

**Packaging:**

- 250' (76.2 m), 500' (152.4 m), 1000' (304.8 m)
- Other put-ups available on special order



**TYPE SJOOW – 300 VOLT – UL/CSA**

CATALOG NUMBER	NO. OF COND.	AWG SIZE	COND. STRAND	STRAND O.D.	NOM. INS. THICKNESS		JACKET NOMINAL O.D.		CURRENT AMPS <sup>†</sup>	APPROX. NET WT. LBS/M <sup>(S)</sup>	COPPER WT. LBS/M <sup>(S)</sup>	STD. CTN.
					INCHES	mm	INCHES	mm				
02601	2	18	41/34	.048"	0.030	0.76	0.310	7.87	10	60	10	1000 <sup>†</sup>
02602	3	18	41/34	.048"	0.030	0.76	0.320	8.13	10	70	15	1000 <sup>†</sup>
02603	4	18	41/34	.048"	0.030	0.76	0.345	8.76	7	85	20	250 <sup>†</sup>
02604	2	16	65/34	.061"	0.030	0.76	0.315	8.00	13	67	16	1000 <sup>†</sup>
02605	3	16	65/34	.061"	0.030	0.76	0.335	8.51	13	83	24	250 <sup>†</sup>
02606	4	16	65/34	.061"	0.030	0.76	0.370	9.40	10	100	32	250 <sup>†</sup>
02607	2	14	105/34	.078"	0.030	0.76	0.370	9.40	18	90	26	250 <sup>†</sup>
02608	3	14	105/34	.078"	0.030	0.76	0.375	9.53	18	114	41	250 <sup>†</sup>
02609	4	14	105/34	.078"	0.030	0.76	0.405	10.29	15	132	55	250 <sup>†</sup>

**TYPE SOOW – 600 VOLT – UL/CSA**

CATALOG NUMBER	NO. OF COND.	AWG SIZE	COND. STRAND	NOM. INS. THICKNESS		JACKET NOMINAL O.D.		CURRENT AMPS <sup>†</sup>	APPROX. NET WT. LBS/M <sup>(S)</sup>	COPPER WT. LBS/M <sup>(S)</sup>	STD. CTN.
				INCHES	mm	INCHES	mm				
02631*	2	18	41/34	0.030	0.76	0.365	9.27	10	75	10	250 <sup>†</sup>
02632	3	18	41/34	0.030	0.76	0.375	9.53	10	84	15	250 <sup>†</sup>
02633*	4	18	41/34	0.030	0.76	0.400	10.16	7	110	21	250 <sup>†</sup>
02634	2	16	65/34	0.030	0.76	0.370	9.40	13	86	16	250 <sup>†</sup>
02635	3	16	65/34	0.030	0.76	0.395	10.03	13	105	24	250 <sup>†</sup>
02636	4	16	65/34	0.030	0.76	0.425	10.80	10	127	32	250 <sup>†</sup>
02621	5	16	65/34	0.030	0.76	0.515	13.08	8	181	40	250 <sup>†</sup>
02637*	2	14	105/34	0.045	1.14	0.510	12.95	18	155	26	250 <sup>†</sup>
02638	3	14	105/34	0.045	1.14	0.525	13.34	18	176	41	250 <sup>†</sup>
02639	4	14	105/34	0.045	1.14	0.575	14.61	15	218	55	250 <sup>†</sup>
02622*	5	14	105/34	0.045	1.14	0.675	17.15	12	285	66	250 <sup>†</sup>
02641*	2	12	168/34	0.045	1.14	0.590	14.99	25	200	41	250 <sup>†</sup>
02642	3	12	168/34	0.045	1.14	0.600	15.24	25	243	67	250 <sup>†</sup>
02643	4	12	168/34	0.045	1.14	0.650	16.51	20	295	90	250 <sup>†</sup>
02623*	5	12	168/34	0.045	1.14	0.730	18.54	16	315	103	250 <sup>†</sup>
02645	3	10	259/34	0.045	1.14	0.660	16.76	30	299	99	250 <sup>†</sup>
02646	4	10	259/34	0.045	1.14	0.710	18.03	25	413	132	250 <sup>†</sup>
02624*	5	10	259/34	0.045	1.14	0.770	19.56	20	432	168	250 <sup>†</sup>

**TOP PERFORMANCE IN THE TOUGHEST ENVIRONMENTS**

Volume change (%) of SUPER VU-TRON <sup>®</sup> SUPREME after 28 days at room temperature in the following materials			
ACETIC ACID (30%)	+19.00	LINSEED OIL	+1.04
AMMONIA HYDROXIDE	+3.12	LUBE OIL	-1.82
ASTM 3 OIL	+0.26	MILK	+4.16
BEER	+4.42	NITRIC ACID (10%)	+7.29
BLEACH WATER	+2.60	SAE 30 OIL	-1.30
BUTYL ALCOHOL	-1.82	SKYDROL 500	+17.10
CORN OIL	0.00	SODIUM HYDROXIDE	+10.90
FORMALDEHYDE	+3.38	SULFURIC ACID (10%)	+2.34
GLYCOL (ANTI-FREEZE)	-2.60	TOLUENE	+30.20
HYDROCHLORIC ACID (20%)	+10.60	UNLEADED GAS	+22.10
JP-4	+10.90	WATER	+2.86
KEROSENE	+10.60		

\* Non-stock item; minimum quantity purchase required.

† Green conductor for grounding only. Ampacities based on NEC table 400.5(A).

(S) Actual shipping weight may vary.


**COLOR CODE CHART**

NO. OF CONDUCTORS	COLOR
2	Black, White
3	Black, White, Green/Yellow
4	Black, White, Red, Green/Yellow
5	Black, White, Red, Orange, Green/Yellow



# Super Vu-Tron® III Types SJOOW/SOOW

105°C 300 and 600 Volt UL/CSA Portable Cord



### Product Construction:

#### Conductors:

- 18 through 10 AWG fully annealed stranded bare copper per ASTM B-174

#### Insulation:

- Premium-grade, color-coded, oil-resistant 105°C EPDM
- Color code: See chart below

#### Jacket:

- Super Vu-Tron® III, yellow
- Temperature range: -50°C to +105°C UL/CSA
- Voltage rating: 300 volts Type SJOOW, 600 volts Type SOOW

#### Jacket Marking:

- CAROL SUPER VU-TRON® III (SIZE) (mm<sup>2</sup>) 105°C (UL) WATER RESISTANT SJOOW (OR SOOW) CSA -50°C FT-1 --- P-123-103 MSHA (VOLTS) RoHS MADE IN USA

### Applications:

- Machine tools
- Power tools
- Dockside power applications
- Motor leads
- Portable machinery
- Cranes
- Submersible pumps

### Features:

- Excellent flexibility in cold temperatures
- Last longer in flex applications
- Integral Flexfill®
- Ozone-sunlight (UV)- and weather-resistant
- UL Listed and CSA Certified for indoor and outdoor use
- Water-resistant, sunlight (UV)- resistant
- Safety-colored
- High heat and flame resistance
- Resistant to oils, acids and chemicals
- Excellent abrasion and cut resistance

### Industry Approvals:

- UL Flexible Cord - UL Subject 62
- CSA Flexible Cord - C22.2-49
- MSHA Approved
- RoHS Compliant

### Packaging:

- 250' (76.2 m), 500' (152.4 m), 1000' (304.8 m)
- Other put-ups available on special order

### TYPE SJOOW – 300 VOLT – UL/CSA

CATALOG NUMBER	NO. OF COND.	AWG SIZE	COND. STRAND	NOMINAL INS. THICKNESS		NOMINAL O.D.		CURRENT AMPST†	APPROX. NET WT. LBS/M <sup>(S)</sup>	STD. CTN.
				INCHES	mm	INCHES	mm			
02001*	2	18	41/34	0.030	0.76	0.310	8.00	10	56	1000'
02002*	3	18	41/34	0.030	0.76	0.320	8.12	10	65	1000'
02003*	4	18	41/34	0.030	0.76	0.345	8.76	7	80	250'
02004*	2	16	65/34	0.030	0.76	0.315	8.00	13	68	1000'
02005*	3	16	65/34	0.030	0.76	0.335	8.51	13	80	250'
02006*	4	16	65/34	0.030	0.76	0.370	9.40	10	95	250'
02007*	2	14	41/30	0.030	0.76	0.370	9.40	18	90	250'
02008*	3	14	41/30	0.030	0.76	0.375	9.52	18	110	250'
02009*	4	14	41/30	0.030	0.76	0.405	10.29	15	130	250'

### TYPE SOOW – 600 VOLT – UL/CSA

CATALOG NUMBER	NO. OF COND.	AWG SIZE	COND. STRAND	NOMINAL INS. THICKNESS		NOMINAL O.D.		CURRENT AMPST†	APPROX. NET WT. LBS/M <sup>(S)</sup>	STD. CTN.
				INCHES	mm	INCHES	mm			
02031*	2	18	41/34	0.030	0.76	0.365	9.27	10	75	250'
02032*	3	18	41/34	0.030	0.76	0.375	9.53	10	80	250'
02033*	4	18	41/34	0.030	0.76	0.400	10.16	7	110	250'
02034*	2	16	65/34	0.030	0.76	0.370	9.40	13	75	250'
02035*	3	16	65/34	0.030	0.76	0.395	10.80	13	100	250'
02036*	4	16	65/34	0.030	0.76	0.425	10.80	10	120	250'
02021*	5	16	65/34	0.030	0.76	0.515	13.08	8	150	250'
02037*	2	14	41/30	0.045	1.14	0.510	12.95	18	155	250'
02038*	3	14	41/30	0.045	1.14	0.525	13.34	18	165	250'
02039*	4	14	41/30	0.045	1.14	0.575	14.61	15	215	250'
02022*	5	14	41/30	0.045	1.14	0.675	17.15	12	285	250'
02041*	2	12	65/30	0.045	1.14	0.590	14.99	25	200	250'
02042*	3	12	65/30	0.045	1.14	0.600	15.24	25	250	250'
02043*	4	12	65/30	0.045	1.14	0.650	16.51	20	280	250'
02023*	5	12	65/30	0.045	1.14	0.730	18.54	16	315	250'
02045*	3	10	104/30	0.045	1.14	0.660	16.76	30	320	250'
02046*	4	10	104/30	0.045	1.14	0.710	18.03	25	375	250'
02024*	5	10	104/30	0.045	1.14	0.770	19.56	20	432	250'

\* Non-stock item available by special order; minimum quantity purchase required.

† Green conductor for grounding only. Ampacities based on NEC table 400.5(A).

(S) Actual shipping weight may vary.

### COLOR CODE CHART

NO. OF CONDUCTORS	COLOR
2	Black, White
3	Black, White, Green
4	Black, White, Red, Green
5	Black, White, Red, Orange, Green



# Carolprene® Jacketed Type SOOW/SJOOW

90°C 600 Volt UL/CSA Portable Cord



**Product Construction:**

**Conductors:**

- 18 through 10 AWG fully annealed stranded bare copper per ASTM B-174

**Insulation:**


- Premium-grade, color-coded 90°C EPDM
- Color code: See chart below

**Jacket:**

- Yellow
- Temperature range: -40°C to +90°C

**Jacket Marking:**

- CAROL (SIZE) 90°C (UL) WATER-RESISTANT SOOW/SJOOW CSA (-40°C) FT-2 P-7K-123033 MSHA – MADE IN USA 600 VOLT



**Applications:**

- Portable tools and equipment
- Portable appliances
- Small motors and associated machinery
- Food processing plants and equipment
- Marinas/docks
- Shipyards
- OEM/MRO
- OSHA VPP safety
- Construction site power
- Industrial plants
- Mining

**Features:**

- Excellent resistance to oil and moisture
- Good tensile strength, elongation and aging characteristics
- High flexibility
- Excellent abrasion resistance
- Water-resistant
- UL Listed and CSA certified for indoor and outdoor use
- Ozone-sunlight (UV)- and weather-resistant

**Industry Approvals:**

- UL Flexible Cord
- CSA Flexible Cord
- MSHA Approved
- RoHS Compliant

**Packaging:**

- 250' (76.2 m), 1000' (304.8 m)
- Other put-ups available on special order

**YELLOW HIGH-VISIBILITY – TYPE SJOOW – 300 VOLT – 90°C – UL/CSA**

CATALOG NUMBER	NO. OF COND	AWG SIZE	COND. STRAND	NOMINAL INS. THICKNESS		NOMINAL O.D.		CURRENT AMPS <sup>†</sup>	APPROX. NET WT. LBS/M <sup>(S)</sup>	STD. CTN.
				INCHES	mm	INCHES	mm			
01411	3	18	16/30	0.030	0.76	0.305	7.75	10	63	1000'
01444	4	18	16/30	0.030	0.76	0.330	8.38	7	76	250'
01442	3	16	26/30	0.030	0.76	0.330	8.38	13	76	250'
01443	4	16	26/30	0.030	0.76	0.365	9.27	10	95	250'
01460	3	14	41/30	0.030	0.76	0.370	9.40	18	106	250'
01464	4	14	41/30	0.030	0.76	0.410	10.41	15	121	250'
01480	3	12	65/30	0.030	0.76	0.430	10.92	25	146	250'
01481	4	12	65/30	0.030	0.76	0.475	12.07	20	185	250'
01483	3	10	104/30	0.045	1.14	0.580	14.73	30	242	250'
01484	4	10	104/30	0.045	1.14	0.655	16.64	25	304	250'

**YELLOW HIGH-VISIBILITY – TYPE SOOW – 600 VOLT – 90°C – UL/CSA**

CATALOG NUMBER	NO. OF COND	AWG SIZE	COND. STRAND	NOMINAL INS. THICKNESS		NOMINAL O.D.		CURRENT AMPS <sup>†</sup>	APPROX. NET WT. LBS/M <sup>(S)</sup>	STD. CTN.
				INCHES	mm	INCHES	mm			
02469	3	18	16/30	0.030	0.76	0.365	9.27	10	84	250'
02470	4	18	16/30	0.030	0.76	0.390	9.91	7	101	250'
02465	3	16	26/30	0.030	0.76	0.390	9.91	13	103	250'
02466	4	16	26/30	0.030	0.76	0.420	10.67	10	119	250'
02462	3	14	41/30	0.045	1.14	0.535	13.59	18	172	250'
02468	4	14	41/30	0.045	1.14	0.575	14.61	15	208	250'
02425	3	12	65/30	0.045	1.14	0.595	15.11	25	229	250'
02426	4	12	65/30	0.045	1.14	0.650	16.51	20	280	250'
02428	3	10	104/30	0.045	1.14	0.660	16.76	30	295	250'
02427	4	10	104/30	0.045	1.14	0.715	18.16	25	353	250'

**COLOR CODE CHART**

NO. OF CONDUCTORS	COLOR
3	Black, White, Green
4	Black, White, Red, Green

Cord furnished with UL and CSA labels  
<sup>†</sup> Green conductor for grounding only.  
<sup>(S)</sup> Actual shipping weight may vary.

# Carolprene® Jacketed Type SOOW

90°C 600 Volt UL/CSA Portable Cord



### TYPE SOOW – 600 VOLT – UL/CSA

CATALOG NUMBER	NO. OF COND.	AWG SIZE	COND. STRAND	NOMINAL INS. THICKNESS		NOMINAL O.D.		CURRENT AMPS†	APPROX. NET WT. LBS/M <sup>(S)</sup>	STD. CTN.
				INCHES	mm	INCHES	mm			
02763	2	18	16/30	0.030	0.76	0.345	8.76	10	72	250'
02769	3	18	16/30	0.030	0.76	0.365	9.27	10	84	250'
02770	4	18	16/30	0.030	0.76	0.390	9.91	7	101	250'
02722	2	16	26/30	0.030	0.76	0.370	9.40	13	83	250'
02765	3	16	26/30	0.030	0.76	0.390	9.91	13	103	250'
02766	4	16	26/30	0.030	0.76	0.420	10.67	10	119	250'
02723	2	14	41/30	0.045	1.14	0.510	12.95	18	158	250'
02762	3	14	41/30	0.045	1.14	0.535	13.59	18	172	250'
02768	4	14	41/30	0.045	1.14	0.575	14.61	15	208	250'
02724	2	12	65/30	0.045	1.14	0.570	14.48	25	195	250'
02725	3	12	65/30	0.045	1.14	0.595	15.11	25	229	250'
02726	4	12	65/30	0.045	1.14	0.650	16.51	20	280	250'
02767	2	10	104/30	0.045	1.14	0.620	15.75	30	235	250'
02728	3	10	104/30	0.045	1.14	0.660	16.76	30	295	250'
02727	4	10	104/30	0.045	1.14	0.715	18.16	25	353	250'
16063	3	8	133/29	0.060	1.52	0.845	21.46	40	525	250'
16064	4	8	133/29	0.060	1.52	0.960	24.38	35	676	250'
16065	5	8	133/29	0.060	1.52	1.075	27.31	28	795	250'
16073	3	6	133/27	0.060	1.52	0.980	24.89	55	703	250'
16074	4	6	133/27	0.060	1.52	1.080	27.43	45	891	250'
16075	5	6	133/27	0.060	1.52	1.200	30.48	36	1123	250'
16083	3	4	133/25	0.060	1.52	1.140	28.96	70	1022	250'
16084	4	4	133/25	0.060	1.52	1.260	32.00	60	1336	250'
16085	5	4	133/25	0.060	1.52	1.365	34.67	48	1587	250'
16093	3	2	133/23	0.060	1.52	1.330	33.78	95	1484	250'
16094	4	2	133/23	0.060	1.52	1.460	37.08	80	1869	250'
16095*	5	2	133/23	0.060	1.52	1.580	40.13	64	2240	250'

Cord furnished with UL and CSA labels.

\* Non-stock item; minimum quantity purchase required.

† Green conductor for grounding only. Ampacities based on NEC table 400.5(A).

§ Actual shipping weight may vary.

### Product Construction:

#### Conductors:

- 18 through 2 AWG fully annealed stranded bare copper per ASTM B-174

#### Insulation:

- Premium-grade, color-coded 90°C EPDM
- Color code: See chart below

#### Jacket:

- Carolprene®, black
- Temperature range: -40°C to +90°C

#### Jacket Marking:

- CAROL (SIZE) (mm<sup>2</sup>) 90°C (UL) WATER RESISTANT SOOW CSA (-40°C) FT-2 P-7K-123033 MSHA 600 VOLT RoHS MADE IN USA

### Applications:

- Portable tools and equipment
- Portable appliances
- Small motors and associated machinery

### Features:

- Excellent resistance to oil and moisture
- Good tensile strength, elongation and aging characteristics
- High flexibility
- Excellent abrasion resistance
- Water-resistant
- UL Listed and CSA certified for indoor and outdoor use
- Ozone-sunlight (UV)- and weather-resistant

### Industry Approvals:

- UL Flexible Cord - Subject 62
- CSA Flexible Cord - C22.2-49
- MSHA Approved
- RoHS Compliant

### Packaging:

- 250' (76.2 m), 500' (152.4 m), 1000' (304.8 m)
- Other put-ups available on special order

### COLOR CODE CHART

NO. OF CONDUCTORS	COLOR
2	Black, White
3	Black, White, Green
4	Black, White, Red, Green
5	Black, White, Red, Orange, Green



# Carolprene® Jacketed Type SJOOW

90°C 300 Volt UL/CSA Portable Cord



**Product Construction:**

**Conductors:**

- 18 through 10 AWG fully annealed stranded bare copper per ASTM B-174

**Insulation:**

- Premium-grade, color-coded 90°C EPDM
- Color code: See chart below

**Jacket:**

- Carolprene®, black
- Temperature range: -40°C to +90°C

**Jacket Marking:**

- CAROL (SIZE) (mm<sup>2</sup>) 90°C (UL) WATER RESISTANT SJOOW CSA (-40°C) FT-2 P-7K-123033 MSHA 300 VOLT RoHS MADE IN USA

**Applications:**

- Portable tools and equipment
- Portable appliances
- Small motors and associated machinery

**Features:**

- Excellent resistance to oil and moisture
- Good tensile strength, elongation and aging characteristics
- High flexibility
- Excellent abrasion resistance
- Water-resistant
- UL Listed and CSA Certified for indoor and outdoor use
- Ozone-sunlight (UV)- and weather-resistant

**Industry Approvals:**

- UL Flexible Cord - UL Subject 62
- CSA Flexible Cord - C22.2-49
- MSHA Approved
- RoHS Compliant

**Packaging:**

- 250' (76.2 m), 500' (152.4 m), 1000' (304.8 m)
- Other put-ups available on special order



**TYPE SJOOW – 300 VOLT – UL/CSA**

CATALOG NUMBER	NO. OF COND.	AWG SIZE	COND. STRAND	NOMINAL INS. THICKNESS		NOMINAL O.D.		CURRENT AMPS†	APPROX. NET WT. LBS/M <sup>(S)</sup>	STD. CTN.
				INCHES	mm	INCHES	mm			
01310	2	18	16/30	0.030	0.76	0.285	7.24	10	51	1000'
01311	3	18	16/30	0.030	0.76	0.305	7.75	10	63	1000'
01344	4	18	16/30	0.030	0.76	0.330	8.38	7	76	250'
01312	2	16	26/30	0.030	0.76	0.310	7.87	13	60	1000'
01342	3	16	26/30	0.030	0.76	0.330	8.38	13	76	250'
01343	4	16	26/30	0.030	0.76	0.365	9.27	10	95	250'
01358	2	14	41/30	0.030	0.76	0.340	8.64	18	79	250'
01360	3	14	41/30	0.030	0.76	0.370	9.40	18	106	250'
01364	4	14	41/30	0.030	0.76	0.410	10.41	15	121	250'
01379	2	12	65/30	0.030	0.76	0.410	10.41	25	117	250'
01380	3	12	65/30	0.030	0.76	0.430	10.92	25	146	250'
01381	4	12	65/30	0.030	0.76	0.475	12.07	20	185	250'
01382*	2	10	104/30	0.045	1.14	0.560	14.22	30	210	250'
01383	3	10	104/30	0.045	1.14	0.580	14.73	30	242	250'
01384	4	10	104/30	0.045	1.14	0.655	16.64	25	304	250'

Cord furnished with UL and CSA labels.  
 \* Non-stock item; minimum quantity purchase required.  
 † Green conductor for grounding only. Ampacities based on NEC table 400.5(A).  
 (S) Actual shipping weight may vary.

**COLOR CODE CHART**

NO. OF CONDUCTORS	COLOR
2	Black, White
3	Black, White, Green
4	Black, White, Red, Green



# Type SJT

60°C 300 Volt UL/CSA Portable Cord

## Product Construction:

### Conductors:

- 18 through 12 AWG annealed stranded bare copper per ASTM B-174

### Insulation:

- Premium-grade, color-coded PVC
- Color code: See chart below

### Jacket:

- Polyvinylchloride (PVC)
- 18 and 16 AWG - black only
- 14 and 12 AWG - orange only
- Temperature range: -20°C to +60°C

### Jacket Marking:

- (SIZE) (mm<sup>2</sup>) 60°C SJT E# (UL) --- CSA LL# FT-2 RoHS MADE IN USA 300V

## Applications:

- Portable tools
- Motors
- Portable lights
- Lamps

## Features:


- Resists:
  - Acids
  - Alkalies
  - Ozone

## Industry Approvals:

- UL Listed
- RoHS Compliant

## Packaging:

- 250' (76.2 m)
- Other put-ups available on special order



### TYPE SJT – 300 VOLT – UL

CATALOG NUMBER	NO. OF COND.	AWG SIZE	COND. STRAND	NOMINAL INS. THICKNESS		NOMINAL O.D.		CURRENT AMPS <sup>†</sup>	APPROX. NET WEIGHT LBS/M <sup>(S)</sup>	STD. CTN.
				INCHES	mm	INCHES	mm			
<b>86012*</b>	2	18	16/30	0.030	0.76	0.285	7.24	10	45	1000 <sup>‡</sup>
<b>86013</b>	3	18	16/30	0.030	0.76	0.305	7.75	10	55	1000 <sup>‡</sup>
<b>86022</b>	2	16	26/30	0.030	0.76	0.315	8.00	13	50	1000 <sup>‡</sup>
<b>86023</b>	3	16	26/30	0.030	0.76	0.335	8.51	13	70	250 <sup>‡</sup>
<b>86333</b>	3	14	41/30	0.030	0.76	0.365	9.27	18	85	250 <sup>‡</sup>
<b>86343</b>	3	12	65/30	0.030	0.76	0.440	11.18	25	130	250 <sup>‡</sup>

\* Non-stock item; minimum quantity purchase required.

† Green conductor for grounding only. Ampacities based on NEC table 400.5(A).


‡ Actual shipping weight may vary.

## COLOR CODE CHART

NO. OF CONDUCTORS	COLOR
2	Black, White
3	Black, White, Green

# Carolprene® Welding Cable

90°C 600 Volt



**Product Construction:**

**Conductor:**

- 6 AWG through 500 kcmil fully annealed stranded bare copper Class K

**Jacket:**

- Premium-grade 90°C EPDM, black or red
- Temperature range: -40°C to +90°C

**Jacket Marking:**

- CAROLPRENE (SIZE) WELDING CABLE 600 VOLT MADE IN USA

**Applications:**

- Secondary voltage resistance welding leads
- Power supply applications not exceeding 600 volts AC

**Features:**

- Good flexibility
- Abrasion-resistant
- Good color retention

**Packaging:**

- 250' (76.2 m), 500' (152.4 m), and 1000' (304.8 m) reels
- MCM sizes cut to length
- Other put-ups available on special order

**Industry Approvals:**

- RoHS Compliant

**CAROLPRENE® WELDING CABLE – 600 VOLT – CLASS K – 30 AWG STRANDING**

CATALOG NUMBER	AWG OR kcmil	CONDUCTOR STRAND	NOMINAL O.D.		APPROX. NET WT. LBS/M <sup>1(6)</sup>	STD. CTN.
			INCHES	mm		
01778	6	259/30	0.380	9.65	135	250'
01777	4	374/30	0.400	10.16	172	250'
01776	2	625/30	0.465	11.81	260	250'
01775	1	778/30	0.495	12.57	317	250'
01774	1/0	990/30	0.560	14.22	400	250'
01773	2/0	1248/30	0.615	15.62	487	250'
01772	3/0	1586/30	0.670	17.02	605	250'
01771	4/0	2054/30	0.750	19.05	827	250'
99142*	250 kcmil	2496/30	0.830	21.08	976	250'
99432*	350 kcmil	3432/30	0.960	24.38	1338	250'
99202*	500 kcmil	5054/30	1.200	30.48	1995	250'

© Actual shipping weight may vary.  
\* Non-stock item, minimum quantity required.

**Suggested Ampacities:**

**For 600 Volt In-Line Applications**

AWG OR kcmil	AMPERES	AWG	AMPERES
500 kcmil	695	1/0	190
350 kcmil	552	1	160
250 kcmil	445	2	140
4/0	310	4	100
3/0	265	6	75
2/0	223		

Ampacities for portable cable, continuous-duty (ambient temperature of 40°C). May not be suitable for all installations per National Electrical Code®.

**Ordering Part Number Example**

**01771.38.03**

4/0 500' put-up in red .03 for red jacket

## WELDING CABLE AMPACITIES SINGLE CONDUCTOR

Required Cable Sizes: For Welding Cable Application

AMPS	length in feet for total circuit for secondary voltages only – do not use this table for 600 Volt in-line applications						
	100'	150'	200'	250'	300'	350'	400'
100	4	4	2	2	1	1/0	1/0
150	4	2	1	1/0	2/0	3/0	3/0
200	2	1	1/0	2/0	3/0	4/0	4/0
250	1	1/0	2/0	3/0	4/0		
300	1/0	2/0	3/0	4/0			
350	1/0	3/0	4/0				
400	2/0	3/0					
450	2/0	4/0					
500	3/0	4/0					
550	3/0	4/0					
600	4/0						

**REQUIRED CABLE SIZES SHOWN IN AWG NUMBERS**

The total circuit length includes both welding and ground leads (based on 4-volt drop) 60% duty cycle.

These values for current-carrying capacity are based on a copper temperature of 60°C (140°F), an ambient temperature of 40°C (104°F) and yield load factors from approximately 32% for the No. 2 AWG cable to approximately 23% for the No. 3/0 AWG cable, and higher for the smaller sizes. The sizes of cables generally used range from No. 2 AWG to No. 3/0 AWG. In actual service, the load factor may be much higher than indicated without overheating the cable, as the ambient temperature will generally be substantially lower than 40°C.



# Hook-Up Wire UL Types MTW, TFF, AWM and CSA TEW

90°C 600 Volt MTW, TFF 105°C 600 Volt AWM/TEW

## Product Construction:

### Conductor:

- 18 through 8 AWG fully annealed stranded bare copper per ASTM B-8

### Insulation:

- Premium-grade, color-coded PVC
- Temperature range:  
MTW: -40°C to +90°C  
TEW/AWM: -20°C to +105°C
- Color code: See chart below

### Jacket Marking:

- 18 and 16 AWG:  
CAROL (SIZE) 600V E# MTW (UL)  
OR TFF OR AWM VW-1 --- CSA TEW  
105°C FT-1
- 14 through 8 AWG:  
CAROL (SIZE) 600V E# MTW (UL) OR  
AWM VW-1 --- CSA TEW 105°C FT-1

## Applications:

- Motor and transformer lead
- External wiring of machinery

## Features:

- Outstanding oil, flame and moisture resistance
- Extra-flexible

## Industry Approvals:

- UL and NMTBA Type MTW/AWM
- CSA TEW
- Passes VW-1 Vertical Flame Test
- OSHA Acceptable
- AWM Style 1015 – 18-8 AWG
- AWM Style 1335 – 18-10 AWG
- AWM Style 1336 – 8 AWG
- RoHS Compliant

## Packaging:

- 18 and 16 AWG:  
500' (152.4 m) spools  
2500' (762 m) spools
- 14 through 10 AWG:  
500' (152.4 m) spools  
2500' (762 m) reels
- 8 AWG: 500' (152.4 m) reels
- Other put-ups available on special order



UL TYPE MTW, AWM, TFF, CSA TYPE TEW - 600 VOLT

CATALOG NUMBER	AWG SIZE	COND. STRAND	NOMINAL INS. THICKNESS		NOMINAL O.D.		STOCK COLORS	APPROX. NET WT. LBS/M <sup>(S)</sup>
			INCHES	mm	INCHES	mm		
76502	18	16/30	0.031	0.79	0.110	2.79	1-12	10
76512	16	26/30	0.031	0.79	0.123	3.12	1-12	14
76812	14	19/.0147	0.031	0.79	0.136	3.45	1-12	20
76822	12	19/.0185	0.031	0.79	0.155	3.94	1-7	28
76832	10	19/.0234	0.031	0.79	0.176	4.47	1-5	42
76843	8	19/.0295	0.045	1.14	0.242	6.15	1-5	72

<sup>(S)</sup> Actual shipping weight may vary.

## COLOR CODE CHART

STOCK COLORS	ORDERING SUFFIX	STOCK COLORS	ORDERING SUFFIX
Black	01	Orange	04
White	02	Brown	08
Red	03	Purple	19
Blue	07	Gray	10
Green	06	Pink	13
Yellow	05		



Passes UL VW-1 Flame Test  
Underwriters Laboratories, Inc.





# Lamp Cord Type SPT

60°C 300 Volts UL/CSA



### TYPE SPT-1

CATALOG NUMBER	NO. OF COND.	AWG SIZE	COND. STRAND	NOM. INSULATION THICKNESS		NOMINAL O.D.		CURRENT AMPS <sup>(1)</sup>	APPROX. NET WEIGHT LBS/M <sup>(5)</sup>	JACKET COLOR CHART
				INCHES	mm	INCHES	mm			
02301	2	18	41/34	0.030	0.76	0.107 X 0.210	2.72 X 5.330	10	22	A
02304	2	18	41/34	0.030	0.76	0.107 X 0.210	2.72 X 5.330	10	22	D
02305	2	18	41/34	0.030	0.76	0.107 X 0.210	2.72 X 5.330	10	22	C
02306	2	18	41/34	0.030	0.76	0.107 X 0.210	2.72 X 5.330	10	22	B

### TYPE SPT-2

CATALOG NUMBER	NO. OF COND.	AWG SIZE	COND. STRAND	NOM. INSULATION THICKNESS		NOMINAL O.D.		CURRENT AMPS <sup>(1)</sup>	APPROX. NET WEIGHT LBS/M <sup>(5)</sup>	JACKET COLOR CHART
				INCHES	mm	INCHES	mm			
02303	2	16	65/34	0.045	1.14	0.155 X 0.295	3.94 X 7.490	13	37	A

<sup>(1)</sup> Ampacities based on NEC table 400.5(A).  
<sup>(5)</sup> Actual shipping weight may vary.

### Product Construction:

#### Conductor:

- 18 and 16 AWG fully annealed bare or tinned copper per ASTM B-174

#### Insulation:

- Premium-grade, color-coded PVC
- Temperature range: -20°C to +60°C
- Color code: See chart below

#### Jacket Marking:

- (SIZE) SPT-1 (or STP-2) 60°C E# (UL) --- CSA LL# FT-2 300V

### Applications:

- Small appliances
- Lamps
- Radios
- Jukeboxes

### Industry Approvals:

- UL Listed
- CSA Certified
- RoHS Compliant

### Packaging:

- 250' (76.2 m) spools
- Other put-ups available on special order

### JACKET COLOR CODE CHART

<b>A</b>	Black or White or Brown
<b>B</b>	Clear Silver (tinned copper)
<b>C</b>	Clear Gold
<b>D</b>	Clear

# Low-Voltage Landscape Lighting Wire

60°C 150 Volts UL



## LOW-VOLTAGE LANDSCAPE LIGHTING WIRE - 150 VOLT - UL

CATALOG NUMBER	NO. OF COND.	AWG SIZE	LENGTH OF CORD (FEET)	COND. STRAND	NOM. INS. THICKNESS		NOMINAL O.D.		POWER RATING <sup>(1)</sup>			PKG PER CTN.	APPROX. WEIGHT PER CTN. (LBS) <sup>(5)</sup>
					INCHES	mm	INCHES	mm	VOLTS	AMPS	WATTS		
02309.66.01	2	16	50	26/30	0.045	1.14	0.155 X 0.296	3.94 X 7.52	150	13	1950	12	27
02309.67.01	2	16	100	26/30	0.045	1.14	0.155 X 0.296	3.94 X 7.52	150	13	1950	12	44
02309.18.01	2	16	500	26/30	0.045	1.14	0.155 X 0.296	3.94 X 7.52	150	13	1950	1	19
02310.66.01	2	14	50	41/30	0.045	1.14	0.170 X 0.354	4.32 X 8.99	150	18	2700	8	25
02310.67.01	2	14	100	41/30	0.045	1.14	0.170 X 0.354	4.32 X 8.99	150	18	2700	8	45
02310.18.01	2	14	500	41/30	0.045	1.14	0.170 X 0.354	4.32 X 8.99	150	18	2700	1	37
02311.18.01	2	12	500	65/30	0.045	1.14	0.190 X 0.385	4.83 X 9.78	150	25	3750	1	58
02311.66.01	2	12	50	65/30	0.045	1.14	0.190 X 0.385	4.83 X 9.78	150	25	3750	8	30
02311.67.01	2	12	100	65/30	0.045	1.14	0.190 X 0.385	4.83 X 9.78	150	25	3750	8	59
02312.38.01	2	10	500	19/.0234	0.045	1.14	0.400 X 0.200	10.16 X 5.08	150	30	4500	1	52
02313.38.01	2	8	500	19/.0295	0.060	1.52	0.270 X 0.550	6.86 X 13.97	150	55	8250	1	165

<sup>(1)</sup> Amps and watts are offered ONLY as a guide to the end user.

<sup>(5)</sup> Actual shipping weight may vary.

### Product Construction:

#### Conductor:

- 8 through 16 AWG fully annealed stranded bare copper per ASTM B-3

#### Insulation:

- Premium-grade PVC, black
- Duplex parallel design for easy tear-down during installation
- Polarity ridge on one leg for positive circuit identification
- Temperature range: -20°C to +60°C

#### Jacket Marking:

- CAROL (SIZE) UNDERGROUND LOW ENERGY CIRCUIT CABLE SUNLIGHT RESISTANT FOR LOW VOLTAGE OUTDOOR LIGHTING E# (UL) -- CSA LL# LVLL 30V FT1

#### Applications:

- Low-voltage landscape lighting
- Low-voltage security lighting

#### Industry Approvals:

- UL Listed underground low-energy circuit cable
- UL Listed for outdoor applications
- UL Listed for direct-burial applications
- CSA approved
- RoHS Compliant

#### Packaging:

- Both 50' and 100' lengths are packaged in a sleeve
- 500' (513.4 m) spools
- Other put-ups available on special order

# Low-Voltage Sprinkler Wire

60°C 30 Volts UL



## LOW-VOLTAGE SPRINKLER WIRE - 30 VOLT - UL

CATALOG NUMBER	NO. OF COND.	AWG SIZE	LENGTH OF CORD (FEET)	PACKAGE TYPE	POWER RATING <sup>(1)</sup>			PKG PER CTN.	APPROX. WEIGHT PER CTN. (LBS) <sup>(2)</sup>
					VOLTS	AMPS	WATTS		
23824.60.01	4	18	100	Cuff	30	5.6	168	6	22
23804.18.01	4	18	500	Spool	30	5.6	168	1	18
23815.60.01	5	18	50	Cuff	30	5.6	168	6	13
23825.60.01	5	18	100	Cuff	30	5.6	168	6	27
23805.18.01	5	18	500	Spool	30	5.6	168	1	22
23817.60.01	7	18	50	Cuff	30	4.9	147	6	18
23827.60.01	7	18	100	Cuff	30	4.9	147	6	36
23807.18.01	7	18	500	Spool	30	4.9	147	1	31
23810.18.01	10	18	500	Reel	30	3.5	165	1	44

<sup>(1)</sup> Amps and watts are offered ONLY as a guide to the end user.

<sup>(2)</sup> Actual shipping weight may vary.

### Product Construction:

#### Conductor:

- 18 AWG fully annealed solid bare copper per ASTM B-3

#### Insulation:

- Premium-grade, color-coded PVC
- Premium-grade PE jacket, black
- Nylon rip cord to facilitate jacket removal
- Temperature range: -20°C to +60°C
- Color code: See chart below

#### Jacket Marking:

- CAROL (SIZE) 30V SPRINKLER SYSTEMS WIRE - DIRECT BURIAL E54567 (UL)

#### Applications:

- Low-voltage golf course satellite sprinkler control
- Residential sprinkler solenoid control

#### Industry Approvals:

- UL Listed under a UL Miscellaneous Wire file
- UL Listed for outdoors applications
- UL Listed for direct burial applications
- RoHS Compliant

#### Packaging:

- See tabular data above
- Other put-ups available on special order

### COLOR CODE CHART

1	Black	4	Green	7	Blue	10	Purple
2	White	5	Orange	8	Brown		
3	Red	6	Yellow	9	Gray		



# Outdoor Extension Cords

# 6



General Cable, under the Carol® Brand name, offers a complete line of high-quality Outdoor Extension Cords designed to provide the best electrical performance for your application.

Carol's FrogHide® Ultra Flex® extension cords are the most flexible, durable rubber outdoor cords on the market with a name you won't forget. FrogHide cords are molecularly bonded to the caps and connectors, with heavy-duty strain reliefs built in for lasting strength, even in rough applications. Plus, they are resistant to water, oil, ozone and chemicals. FrogHide cords feature an exclusive personal identification system, so you can claim them as your own. They are easy to spot on the job, thanks to the bold, bright green color. FrogHide extension cords come with a limited lifetime warranty.

Lifetime Plus® Super Flex® extension cords have a connector end that lights up to indicate the power is on. Twice as flexible as other extension cords, the high-visibility yellow cord resists moisture and will not crack in arctic cold or melt in desert heat. The super-tough jacket provides extra resistance to cracking and abrasion. Lifetime Plus extension cords remain flexible to -50°C.

The Carol line of All Weather extension cords and High Visibility All Weather extension cords are designed for excellent performance, even in freezing temperatures. These blue outdoor cords remain flexible to -50°C.

Safety Orange® general-purpose outdoor extension cords and Powr-Centers® are basic necessities for every household tool box. The familiar orange jacket provides excellent visibility for improved safety on the job.

Index	Page
FrogHide® Ultra Flex® Extension Cords	48
Lifetime Plus® Super Flex® Lighted Extension Cords	49
Safety Orange® Extension Cords	50
Outdoor Powr-Center® Extension Cords	51
All Weather Extension Cords	52
High Visibility All Weather Extension Cords	52

# FrogHide® Ultra Flex® Extension Cords

3-Conductor Grounded • Type SJOW • -40°C to 90°C • 300 Volts

CATALOG NUMBER	NO. OF COND.	AWG SIZE	LENGTH OF CORD (FT)	COLOR OF JACKET	POWER RATING			PKG. PER CTN.	WT./ UNIT LBS	WT./ CTN. LBS	UPC CODE
					VOLTS	AMPS	WATTS				
06425.63.06	3	14	25	Green	125	15	1875	10	3.0	30	079407064250
06450.63.06	3	14	50	Green	125	15	1875	6	6.0	36	079407064502
06400.63.06	3	14	100	Green	125	13	1625	4	11.4	46	079407064007
06225.61.06	3	12	25	Green	125	15	1875	6	4.3	26	079407062256
06250.61.06	3	12	50	Green	125	15	1875	4	7.9	32	079407062508
06200.61.06	3	12	100	Green	125	15	1875	2	15.9	32	079407062003



### Product Description:

Carol® Brand FrogHide® Ultra Flex® extension cords are the most flexible, durable rubber outdoor cords on the market with a name you won't forget. FrogHide cords are molecularly bonded to the caps and connectors with heavy-duty strain reliefs built-in for lasting strength, even in rough applications. Plus, they are resistant to water, oil, ozone and chemicals. FrogHide cords feature an exclusive personal identification system, so you can claim them as your own. They are easy to spot on the job, thanks to the bold, bright green color. FrogHide extension cords come with a limited lifetime warranty.

### Product Warranty:

#### Carol® Brand FrogHide® Ultra Flex® Limited Lifetime Warranty

This product is covered by a limited lifetime warranty against manufacturing defects. If you are not satisfied with this cord, return it with the original packaging to General Cable, 4 Tesseneer Drive, Highland Heights, KY 41076 for evaluation. This warranty does not cover damage to the cord from long-term use, abuse or from failure to follow electrical codes, laws and regulations relating to building or construction, including Article 305 of the National Electrical Code®. This warranty gives you specific legal rights, and you may also have other rights that vary from state to state.

### Product Construction:

#### Conductor:

- 14 AWG or 12 AWG stranded bare copper per ASTM B-174

#### Insulation:

- Premium-grade, color-coded 90°C EPDM

#### Jacket:

- CPE; green
- Temperature range: -40°C to 90°C
- Voltage rating: 300 volts

#### NEMA Configuration:

- 5-15P/5-15R

### Applications:

- Chain saws
- Wet/dry vacs
- Orbital sanders
- Other outdoor equipment

#### Features:

- New technology molecularly bonds cap and connector
- Ultra-flexible
- Heavy-duty strain relief
- Personal identification system
- Resistant to water, oil, ozone and chemicals
- Limited lifetime warranty
- 3-conductor grounded

#### Industry Approvals:

- UL Listed
- OSHA Acceptable



OSHA Acceptable  
Occupational Safety and Health  
Administration



# Lifetime Plus® Super Flex® Lighted Extension Cords

3-Conductor Grounded • Type SJTW • -50°C to 60°C • 300 Volts



CATALOG NUMBER	NO. OF COND.	AWG SIZE	LENGTH OF CORD (FT)	COLOR OF JACKET	POWER RATING			PKG. PER CTN.	WT./UNIT LBS	WT./CTN. LBS	UPC CODE
					VOLTS	AMPS	WATTS				
03387.63.05	3	16	25	Yellow	125	13	1625	12	1.7	20	079407033874
03390.63.05	3	14	25	Yellow	125	15	1875	12	2.5	30	079407033904
03391.63.05	3	14	50	Yellow	125	15	1875	6	4.7	28	079407033911
03392.63.05	3	14	100	Yellow	125	13	1625	4	9.2	37	079407033928
03397.61.05	3	12	25	Yellow	125	15	1875	6	3.7	22	079407033973
03398.61.05	3	12	50	Yellow	125	15	1875	4	7.0	28	079407033980
03399.61.05	3	12	100	Yellow	125	15	1875	2	13.1	26	079407033997

## Product Description:

Lifetime Plus® Super Flex® extension cords have a connector end that lights up to indicate the power is on. Twice as flexible as other extension cords, the high-visibility yellow cord resists moisture and will not crack in arctic cold or melt in desert heat. The super-tough jacket provides extra resistance to cracking and abrasion. The Lifetime Plus extension cords have a limited lifetime warranty and remain flexible to -50°C.

## Product Construction:

### Conductor:

- 16 AWG, 14 AWG or 12 AWG stranded bare copper per ASTM B-174

### Insulation:

- Premium-grade, color-coded PVC

### Jacket:

- PVC; yellow
- Temperature range: -50°C to 60°C
- Voltage rating: 300 volts

### NEMA Configuration:

- 5-15P/5-15R

## Applications:

- Chain saws
- Wet/dry vacs
- Orbital sanders
- Other outdoor equipment

## Features:

- Lights up with power
- Super-flexible
- Weather- and water-resistant
- Limited lifetime warranty
- 3-conductor grounded

## Industry Approvals:

- UL Listed
- OSHA Acceptable

# Safety Orange® Extension Cords

3-Conductor Grounded • Type SJTW • -40°C to 60°C • 300 Volts

CATALOG NUMBER	NO. OF COND.	AWG SIZE	LENGTH OF CORD (FT)	COLOR OF JACKET	POWER RATING			PKG. PER CTN.	WT./UNIT LBS	WT./CTN. LBS	UPC CODE
					VOLTS	AMPS	WATTS				
03318.63.04	3	16	10	Orange	125	13	1625	24	0.8	19	079407033188
03327.63.04	3	16	25	Orange	125	13	1625	24	1.8	43	079407033270
03354.63.04	3	16	50	Orange	125	13	1625	12	3.4	40	079407033546
03302.63.04	3	16	100	Orange	125	10	1250	4	6.6	26	079407033027
03328.63.04	3	14	25	Orange	125	15	1875	6	2.4	14	079407033287
03356.63.04	3	14	50	Orange	125	15	1875	4	4.6	18	079407033560
03304.63.04	3	14	100	Orange	125	13	1625	2	9.0	18	079407033041
06826.63.04	3	12	25	Orange	125	15	1875	4	3.4	14	079407068265
06853.63.04	3	12	50	Orange	125	15	1875	2	6.6	13	079407068531
06801.63.04	3	12	100	Orange	125	15	1875	2	13.0	26	079407068012



## Product Construction:

### Conductor:

- 16 AWG through 12 AWG stranded bare copper per ASTM B-174

### Insulation:

- Premium-grade, color-coded PVC

### Jacket:

- PVC; orange
- Temperature range: -40°C to 60°C
- Voltage rating: 300 volts

### NEMA Configuration:

- 5-15P/5-15R

## Applications:

- General use indoor/outdoor cord
- Vacuum cleaners
- Floor polishers
- Sanders
- Other power equipment

## Features:

- Indoor/outdoor use
- 3-conductor grounded

## Industry Approvals:

- UL Listed
- OSHA Acceptable

**CAROL BRAND**



OSHA Acceptable  
Occupational Safety and Health  
Administration

**General Cable**

# Outdoor Powr-Center® Extension Cords

3-Conductor Grounded • Type STW, SJE00W and SJTW • -40°C to 60°C • 300 and 600 Volts



CATALOG NUMBER	NO. OF COND.	AWG SIZE	LENGTH OF CORD (FT)	COLOR OF JACKET	POWER RATING			PKG. PER CTN.	WT./UNIT LBS	WT./CTN. LBS	UPC CODE
					VOLTS	AMPS	WATTS				
<b>STW-600V</b>											
00594.63.04	3	12	2	Orange	125	15	1875	6	1.0	6	079407005949
00596.61.04	3	12	50	Orange	125	15	1875	2	11.1	22	079407005963
00597.61.04	3	12	100	Orange	125	15	1875	2	21.7	43	079407005970
<b>SJTW-300V</b>											
00690.63.04	3	14	10	Orange	125	15	1875	12	1.2	15	079407006908
00691.63.04	3	14	25	Orange	125	15	1875	6	2.6	16	079407006915
00692.63.04	3	14	50	Orange	125	15	1875	4	4.7	19	079407006922
00694.63.04	3	12	10	Orange	125	15	1875	12	1.8	22	079407006946
00696.63.04	3	12	50	Orange	125	15	1875	2	7.0	14	079407006960
00697.63.04	3	12	100	Orange	125	15	1875	2	13.4	27	079407006977
<b>SJE00W-300V</b>											
00790.63.07	3	14	10	Blue	125	15	1875	12	1.3	16	079407007905
00791.63.07	3	14	25	Blue	125	15	1875	6	2.7	16	079407007912
00792.63.07	3	14	50	Blue	125	15	1875	4	4.8	19	079407007929
00793.63.07	3	14	100	Blue	125	13	1625	2	9.0	18	079407007936
00787.63.05	3	12	50	Yellow	125	15	1875	2	6.5	13	079407007875
00788.63.05	3	12	100	Yellow	125	15	1875	2	13.0	26	079407007882

**Product Construction:**

- Conductor:**
  - 14 AWG or 12 AWG stranded bare copper per ASTM B-174
- Insulation:**
  - Premium-grade, color-coded PVC
- Jacket:**
  - PVC; orange, TPE; blue or yellow
  - Temperature range: -40°C to 60°C
  - Voltage rating: 300 and 600 volts
- NEMA Configuration:**
  - 5-15P/5-15R

**Applications:**

- General use indoor/outdoor cord
- Chain saws
- Wet/dry vacs
- Orbital sanders
- Other power equipment

**Features:**

- Indoor/outdoor use
- 3 grounded outlets

**Industry Approvals:**

- UL Listed
- OSHA Acceptable



# All Weather Extension Cords

3-Conductor Grounded • Type SJEOOW • -50°C to 105°C • 300 Volts

CATALOG NUMBER	NO. OF COND.	AWG SIZE	LENGTH OF CORD (FT)	COLOR OF JACKET	POWER RATING			PKG. PER CTN.	WT./UNIT LBS	WT./CTN. LBS	UPC CODE
					VOLTS	AMPS	WATTS				
03654.63.07	3	16	25	Blue	125	13	1625	4	1.8	7	079407036547
03655.63.07	3	16	50	Blue	125	13	1625	4	3.2	13	079407036554
03660.63.07	3	14	25	Blue	125	15	1875	4	2.2	9	079407036608
03661.63.07	3	14	50	Blue	125	15	1875	4	4.3	17	079407036615
03662.63.07	3	14	100	Blue	125	13	1625	2	8.0	16	079407036622
03667.63.07	3	12	50	Blue	125	15	1875	2	6.5	13	079407036677
03668.63.07	3	12	100	Blue	125	15	1875	2	12.5	25	079407036684



**Product Description:**

The Carol® line of All Weather Extension Cords are designed for excellent performance, even in freezing temperatures. The blue outdoor cords remain flexible and resist cracking to -50°C.

**Product Construction:**

**Conductor:**

- 16 AWG through 12 AWG stranded bare copper per ASTM B-174

**Insulation:**

- Premium-grade, color-coded PVC

**Jacket:**

- TPE; blue
- Temperature range: -50°C to 105°C
- Voltage rating: 300 volts

**NEMA Configuration:**

- 5-15P/5-15R

**Applications:**

- Snow blowers
- Engine heaters
- Battery chargers
- Other outdoor equipment

**Features:**

- Flexible from -50°C to 105°C
- For harsh weather conditions
- 3-conductor grounded

**Industry Approvals:**

- UL Listed
- OSHA Acceptable

# High Visibility All Weather Extension Cords

3-Conductor Grounded • Type SJEOOW • -50°C to 105°C • 300 Volts

CATALOG NUMBER	NO. OF COND.	AWG SIZE	LENGTH OF CORD (FT)	COLOR OF JACKET	POWER RATING			PKG. PER CTN.	WT./UNIT LBS	WT./CTN. LBS	UPC CODE
					VOLTS	AMPS	WATTS				
03685.61.05	3	10	50	Yellow	125	15	1875	2	12.5	25	079407036851
03686.61.05	3	10	100	Yellow	125	15	1875	2	24.5	49	079407036868

**Product Construction:**

**Conductor:**

- 10 AWG stranded bare copper per ASTM B-174

**Insulation:**

- Premium-grade, color-coded premium PVC

**Jacket:**

- TPE; yellow
- Temperature range: -50°C to 105°C
- Voltage rating: 300 volts

**NEMA Configuration:**

- 5-15P/5-15R

**Applications:**

- Heavy construction equipment
- Air compressors
- Circular saws
- Generators

**Industry Approvals:**

- UL Listed
- OSHA Acceptable



OSHA Acceptable  
Occupational Safety and Health  
Administration



# Application-Specific Extension Cords

7



General Cable offers a complete line of Power Supply Replacement Cords for use with power tools and household appliances. The three-conductor cords have either right angle or straight caps with a variety of plug configurations. The free ends are conveniently slit for ease of connection.

Carol® Brand Range Cords and Dryer Cords are available in three-wire and four-wire constructions, with an assortment of plug configurations. They are designed to accommodate virtually any household oven/range or clothes dryer.

Carol offers a wide assortment of Major Appliance Extension Cords with a variety of plug and cap configurations for use with air conditioners, refrigerators, freezers, microwave ovens, dehumidifiers and other large household appliances.

Index	Page
Pro Flex® Rubber Extension Cords	54
Coiled Power Tool Extension Cords and Power Supply Cords	54
Power Supply Replacement Cords	54-55, 57
Range Cords	56
Dryer Cords	56
Air Conditioner Replacement Cords	56
Major Appliance Cords	57

# Pro Flex® Rubber Extension Cords

3-Conductor Grounded • Type SJ • 60°C • 300 Volts

CATALOG NUMBER	NO. OF COND.	AWG SIZE	LENGTH OF CORD (FT)	COLOR OF JACKET	POWER RATING			NEMA CONFIG.	PKG. PER CTN.	WT./ UNIT LBS	WT./ CTN. LBS	UPC CODE
					VOLTS	AMPS	WATTS					
06610.63.01	3	16	10	Black	125	13	1625	5-15P/5-15R	24	0.7	17	079407066100
06625.63.01	3	16	25	Black	125	13	1625	5-15P/5-15R	24	1.7	40	079407066254
06911.63.01	3	14	25	Black	125	15	1875	5-15P/5-15R	6	2.3	14	079407069118



**Product Construction:**

**Conductor:**

- 16 AWG through 14 AWG stranded bare copper per ASTM B-174

**Insulation:**

- Premium-grade, color-coded EPDM

**Jacket:**

- CPE; black
- Temperature: 60°C
- Voltage rating: 300 volts

**Applications:**

- Floor polishers
- Sanders

**Features:**

- General use indoor cord
- 3-conductor grounded

**Industry Approvals:**

- UL Listed
- OSHA Acceptable for indoor use

# Coiled Power Tool Extension Cords and Power Supply Cords

2 and 3 Conductor • Type SJT • 60°C • 300 Volts

CATALOG NUMBER	NO. OF COND.	AWG SIZE	LENGTH OF CORD (FT)	COLOR OF JACKET	POWER RATING			NEMA CONFIG.	PKG. PER CTN.	WT./ UNIT LBS	WT./ CTN. LBS	UPC CODE
					VOLTS	AMPS	WATTS					
06014.60.04	3	16	10	Orange	125	13	1625	5-15P/5-15R	10	1.1	11	079407060146
02551.70.01	3	16	12	Black	125	15	1875	5-15P	10	1.1	11	079407025510



**Product Construction:**

**Conductor:**

- 16 AWG stranded bare copper per ASTM B-174

**Insulation:**

- Premium-grade, color-coded PVC

**Jacket:**

- PVC; orange or black
- Voltage rating: 300 volts

**Applications:**

- Workshop and tool bench use

**Features:**

- Coiled cord expands from 3' to 10' or 12'
- Right-angle plug helps prevent the cord from being pulled from the socket

**Features (cont'd.):**

- 06014.60.04 and 02551.70.01 are 3-conductor grounded

**Industry Approvals:**

- UL Listed
- OSHA Acceptable

# Power Supply Replacement Cords with Switch

3-Conductor Grounded • Type SJ • 60°C • 300 Volts

CATALOG NUMBER	NO. OF COND.	AWG SIZE	LENGTH OF CORD (FT)	COLOR OF JACKET	POWER RATING			NEMA CONFIG.	SWITCH SPEED	PKG. PER CTN.	WT./ UNIT LBS	WT./ CTN. LBS	UPC CODE
					VOLTS	AMPS	WATTS						
02332.70.01	3	16	10	Black	125	10	1250	5-15P	1 Speed (On/Off)	25	0.9	22	079407023325
02333.70.01	4	16	10	Black	125	10	1250	5-15P	2 Speed (On/High/Low)	25	0.9	22	079407023332

**Product Construction:**

**Conductor:**

- 16 AWG stranded bare copper per ASTM B-174

**Insulation:**

- Premium-grade, color-coded EPDM

**Jacket:**

- CPE; black

**Applications:**

- For replacement use
- For fan replacements

**Features:**

- Switch
- Straight plug
- Conductor stripped 5/8"
- Jacket removed 2"

**Industry Approvals:**

- UL Listed
- CSA



# Power Supply Replacement Cords

3-Conductor Grounded • Type SJ, SJOW and SJOOW • 60°C • 300 Volts



CATALOG NUMBER	CORD TYPE	NO. OF COND.	AWG SIZE	LENGTH OF CORD (FT)	COLOR OF JACKET	POWER RATING			NEMA CONFIG.	PLUG CONFIG.	PKG. PER CTN.	WT./UNIT LBS	WT./CTN. LBS	UPC CODE
						VOLTS	AMPS	WATTS						
02685.70.01	SJOOW	3	18	8	Black	125	10	1250	5-15P	Straight	25	0.6	14	079407026852
02686.70.01	SJOW	3	16	8	Black	125	13	1625	5-15P	Straight	35	0.7	24	079407026869
04932.70.01	SJ	3	16	12	Black	125	13	1625	5-15P	Straight	50	0.8	40	079407049325
04929.70.01	SJ	3	16	9	Black	125	13	1625	5-15P	Straight	50	0.6	30	079407049295
04926.70.01	SJ	3	16	6	Black	125	13	1625	5-15P	Straight	50	0.6	28	079407049264

**Product Construction:**

**Conductor:**

- 18 AWG or 16 AWG stranded bare copper per ASTM B-174

**Insulation:**

- Premium-grade, color-coded EPDM

**Jacket:**

- CPE; black

**Applications:**

- For replacement use

**Features:**

- For replacement use
- Straight plug

**Industry Approvals:**

- UL Listed
- CSA

# Power Supply Replacement Cords

2 and 3 Conductor • Type SJT and ST • 60°C • 300 Volts and 600 Volts



CATALOG NUMBER	CORD TYPE	NO. OF COND.	AWG SIZE	LENGTH OF CORD (FT)	COLOR OF JACKET	POWER RATING			NEMA CONFIG.	PLUG CONFIG.	PKG. PER CTN.	WT./UNIT LBS	WT./CTN. LBS	UPC CODE
						VOLTS	AMPS	WATTS						
<b>300 Volt</b>														
02523.73.01	SJT	3	18	3	Black	125	10	1250	5-15P	Straight	50	0.2	12	079407025237
01364.70.01	SJT	3	18	8'2"	Black	125	10	1250	5-15P	Straight	50	0.5	25	079407213641
02052.70.01	SJT	3	18	12	Black	125	10	1250	5-15P	Straight	50	0.7	36	079407020522
02524.73.01	SJT	3	16	3	Black	125	13	1625	5-15P	Straight	50	0.3	14	079407025244
02547.70.01	SJT	3	16	6	Black	125	13	1625	5-15P	Straight	25	0.5	13	079407018444
01513.70.01	SJT	3	16	8'2"	Black	125	13	1625	5-15P	Straight	45	0.7	32	079407315130
04949.60.10	SJT	3	16	9	Gray	125	13	1625	5-15P	Straight	50	0.7	35	079407049493
01614.70.01	SJT	3	16	12	Black	125	13	1625	5-15P	Straight	50	0.9	44	079407016143
01278.70.01	SJT	2	16	8	Black	125	13	1625	1-15P	Straight	30	0.5	14	079407012787
01950.70.01	SJT	3	14	8	Black	125	15	1875	5-15P	Straight	50	0.8	41	079407019502
<b>600 Volt</b>														
01951.70.01	ST	3	12	8	Black	125	15	1875	5-15P	Straight	25	1.8	45	079407719518

With Switch	CORD TYPE	NO. OF COND.	AWG SIZE	LENGTH OF CORD (FT)	COLOR OF JACKET	POWER RATING			NEMA CONFIG.	PLUG CONFIG.	SWITCH SPEED	PKG. PER CTN.	WT./UNIT LBS	WT./CTN. LBS	UPC CODE
						VOLTS	AMPS	WATTS							
01732.70.01	SJT	3	18	8	Black	125	10	1250	5-15P	Straight	1 Speed (On/Off)	25	0.7	18	079407017324
02053.70.01	SJT	3	18	12	Black	125	10	1250	5-15P	Straight	1 Speed (On/Off)	15	0.8	12	079407020539

With Strain Relief	CORD TYPE	NO. OF COND.	AWG SIZE	LENGTH OF CORD (FT)	COLOR OF JACKET	POWER RATING			NEMA CONFIG.	PLUG CONFIG.	STRAIN RELIEF	PKG. PER CTN.	WT./UNIT LBS	WT./CTN. LBS	UPC CODE
						VOLTS	AMPS	WATTS							
02548.70.01	SJT	3	16	6	Black	125	13	1625	5-15P	Straight	7" From Free End	25	0.5	13	079407025480

With Receptacle Only	CORD TYPE	NO. OF COND.	AWG SIZE	LENGTH OF CORD (FT)	COLOR OF JACKET	POWER RATING			NEMA CONFIG.	RECEPTACLE CONFIG.	PKG. PER CTN.	WT./UNIT LBS	WT./CTN. LBS	UPC CODE
						VOLTS	AMPS	WATTS						
04530.73.01	SJT	3	16	3	Black	125	13	1625	5-15R	Straight	50	0.2	9	079407045303

**Product Construction:**

**Conductor:**

- 18 AWG through 12 AWG stranded bare copper per ASTM B-174

**Insulation:**

- Premium-grade, color-coded PVC

**Jacket:**

- PVC; black or gray

**Applications:**

- For replacement use

**Features:**

- Straight plug
- Conductor stripped 5/8"
- Jacket removed 1 1/2"

**Industry Approvals:**

- UL Listed
- CSA



# Range Cords

Type SRDT • 50 Amps • 60°C • 300 Volts

CATALOG NUMBER	NO. OF COND.	AWG SIZE	LENGTH OF CORD (FT)	COLOR OF JACKET	POWER RATING			NEMA CONFIG.	PKG. PER CTN.	WT./ UNIT LBS	WT./ CTN. LBS	UPC CODE
					VOLTS	AMPS	WATTS					
05604.63.10	3	2#6 & 1#8	4	Gray	250	50	12500	10-50P	12	1.8	22	079407056040
05606.63.10	3	2#6 & 1#8	6	Gray	250	50	12500	10-50P	12	2.6	31	079407056064
00604.63.01	4	2#6 & 2#8	4	Black	250	50	12500	14-50P	12	2.2	27	079407006045
00606.63.01	4	2#6 & 2#8	6	Black	250	50	12500	14-50P	6	3.2	19	079407006069



**Product Construction:**

**Conductor:**

- 8 AWG through 6 AWG stranded bare copper per ASTM B-174

**Insulation:**

- Premium-grade PVC; black or gray

**Applications:**

- Ranges in homes built prior to 1997 (3-conductor)
- Ranges in homes built after 1997 (4-conductor)

**Features:**

- Right-angle cap
- Eyelet ends for safer hookups
- Strain-relief clamp protects cord from damage caused by pulling or stretching

**Industry Approvals:**

- UL Listed

# Dryer Cords

Type SRDT • 30 Amps • 60°C • 300 Volts

CATALOG NUMBER	NO. OF COND.	AWG SIZE	LENGTH OF CORD (FT)	COLOR OF JACKET	POWER RATING			NEMA CONFIG.	PKG. PER CTN.	WT./ UNIT LBS	WT./ CTN. LBS	UPC CODE
					VOLTS	AMPS	WATTS					
05654.63.10	3	3#10	4	Gray	250	30	7500	10-30P	12	1.2	14	079407056545
05656.63.10	3	3#10	6	Gray	250	30	7500	10-30P	12	1.5	18	079407056569
01004.63.01	4	4#10	4	Black	250	30	7500	14-30P	12	1.5	18	079407010042
01006.63.01	4	4#10	6	Black	250	30	7500	14-30P	6	2.1	12	079407010066



**Product Construction:**

**Conductor:**

- 10 AWG stranded bare copper per ASTM B-174

**Insulation:**

- Premium-grade, color-coded PVC

**Jacket:**

- PVC; black or gray

**Applications:**

- Dryers in homes built prior to 1997 (3-conductor)
- Dryers in homes built after 1997 (4-conductor)

**Features:**

- Right-angle cap
- Eyelet ends for safer hookups

**Features (cont'd):**

- Strain-relief clamp protects cord from damage caused by pulling or stretching

**Industry Approvals:**

- UL Listed
- Meets revised 1997 NEC requirements

# Air Conditioner Replacement Cords

3-Conductor Grounded • Type SPT-3 • 60°C • 300 Volts

CATALOG NUMBER	NO. OF COND.	AWG SIZE	LENGTH OF CORD (FT)	COLOR OF JACKET	POWER RATING			PLUG CONFIG.	NEMA CONFIG.	PKG. PER CTN.	WT./ UNIT LBS	WT./ CTN. LBS	UPC CODE
					VOLTS	AMPS	WATTS						
04194.60.17	3	14	3	Beige	125	15	1875	Straight	5-15P	24	0.3	8	079407041947
04195.60.17	3	14	6	Beige	125	15	1875	Straight	5-15P	24	0.6	15	079407041657
04199.60.17	3	12	6	Beige	250	20	5000	Right Angle	6-20P	24	0.9	22	079407041992



**Product Construction:**

**Conductor:**

- 12 AWG and 14 AWG stranded bare copper per ASTM B-174

**Insulation:**

- Premium-grade, color-coded PVC

**Jacket:**

- PVC; beige

**Applications:**

- For replacement use with air conditioners

**Features:**

- Conductor stripped 5/8"
- Free end slit 1 1/2"

**Industry Approvals:**

- UL Listed



# Major Appliance Cords

3-Conductor Grounded • Type SPT-3 • 15 and 20 Amps • 60°C • 300 Volts

CATALOG NUMBER	NO. OF COND.	AWG SIZE	LENGTH OF CORD (FT)	COLOR OF JACKET	POWER RATING			NEMA CONFIG.	PKG. PER CTN.	WT./ UNIT LBS	WT./ CTN. LBS	UPC CODE
					VOLTS	AMPS	WATTS					
00436.63.17	3	14	6	Beige	125	15	1875	5-15P/5-15R	24	0.6	15	079407004362
00439.63.17	3	14	9	Beige	125	15	1875	5-15P/5-15R	24	0.9	21	079407004393
00442.63.17	3	14	12	Beige	125	15	1875	5-15P/5-15R	12	1.2	14	079407004423
00762.63.17	3	12	9	Beige	250	20	5000	6-20P/6-20R	24	1.4	34	079407007622
00772.63.17	3	12	9	Beige	125	20	2500	5-20P/5-20R	24	1.4	34	079407007721



**Product Construction:**

**Conductor:**

- 12 and 14 AWG stranded bare copper per ASTM B-174

**Insulation:**

- Premium-grade PVC; beige

**Applications:**

- Air conditioners
- Refrigerators
- Freezers
- Microwaves
- Dehumidifiers

**Features:**

- Molded right-angle plug

**Industry Approvals:**

- UL Listed

# Power Supply Replacement Cords

3-Conductor Grounded • Type SPT-1 and SPT-3 • 60°C • 300 Volts

CATALOG NUMBER	CORD TYPE	NO. OF COND.	AWG SIZE	LENGTH OF CORD (FT)	COLOR OF JACKET	POWER RATING			NEMA CONFIG.	PLUG CONFIG.	PKG. PER CTN.	WT./ UNIT LBS	WT./ CTN. LBS	UPC CODE
						VOLTS	AMPS	WATTS						
02050.70.10	SPT-1	3	18	8	Gray	125	10	1250	5-15P	Straight	50	0.4	21	079407020508
02522.73.01	SPT-3	3	16	6	Black	125	13	1625	5-15P	Straight	25	0.6	14	079407025220
04106.73.10	SPT-3	3	16	6	Gray	125	13	1625	5-15P	Right Angle	50	0.4	22	079407041060
04103.73.10	SPT-3	3	16	3	Gray	125	13	1625	5-15P	Right Angle	100	0.3	26	079407041039
04806.73.10	SPT-3	3	16	6	Gray	125	13	1625	5-15P	Straight	50	0.4	19	079407048069
04803.73.10	SPT-3	3	16	3	Gray	125	13	1625	5-15P	Straight	100	0.3	27	079407048038



**Product Construction:**

**Conductor:**

- 18 AWG and 16 AWG stranded bare copper per ASTM B-174

**Insulation:**

- Premium-grade, color-coded PVC

**Jacket:**

- PVC; black, gray or beige

**Applications:**

- For replacement use

**Features:**

- Conductor stripped 5/8"
- Free end slit 1 1/2"

**Industry Approvals:**

- UL Listed

# Plug-it® Extension Cord Accessories



The Plug-it® Fluorescent Light turns your extension cord into a light. The portable light has no permanent cord attached, providing easy storage when not in use. Ideal for contractors and do-it-yourselfers alike, the impact-resistant Plug-it® Fluorescent Light has a 13-watt bulb that runs cool to the touch when in operation. A cord-locking screw secures extension cords and resists disconnection when in use.

Also available in the Plug-it® series are adapters, Powr-Reels™ and the GFCI.

- The Plug-it® Powr-Center® Adapter features three outlets in a “T” configuration, adapting a single extension cord for more uses.

- The Plug-it® Ground Fault Circuit Interrupter (GFCI) and Surge Protector Plug connects to any standard extension cord. This handy pocket-size adapter detects power leaks and cuts off electricity in less than a second to prevent electric shock. It is designed for use anywhere ground fault protection is desired, including job sites, workshops, garages, kitchens, bathrooms or outdoor outlets, and features convenient test and reset buttons.

Index	Page
Plug-it® Fluorescent Utility Light	59
Plug-it® Powr-Center® Adapter	59
Powr-Reel™ with 3 Outlets	60
Plug-it® Ground Fault Circuit Interrupter (GFCI) and Surge Protector Plug	60

# Plug-it® Fluorescent Utility Light

Cordless • Cool-Running • Impact-Resistant



CATALOG NUMBER	MAXIMUM BULB SIZE (WATTS)	PKG. PER CTN.	WT./ UNIT LBS	WT./ CTN. LBS	UPC CODE
07505.73.05	13	8	1.3	10	079407075058

**Product Description:**

The impact-resistant Plug-it® Fluorescent Light has a 13-watt bulb that runs cool to the touch when in operation. A cord-locking screw secures the extension cord and resists disconnection when in use.

**Product Construction:**

- Body:**
  - PVC; yellow
- Lens:**
  - Clear butyrate
- Bulb:**
  - PLS 13-watt fluorescent

**Applications:**

- Temporary lighting
- For general use only
- Not for use in hazardous locations

**Features:**

- Turns an extension cord into a light
- Connects to 3-conductor grounded extension cord
- Cool-running 13-watt fluorescent bulb
- Rubberized hood
- Impact-resistant body and lens
- Swivel hook
- Locking screw system assures secure cord connections

**Industry Approvals:**

- UL Listed

# Plug-it® Powr-Center® Adapter

“T” Configuration—Adapt extension cords for different uses



**Product Construction:**

- Body:**
  - PVC; beige

**Applications:**

- Adapts a single extension cord for multiple uses

**Features:**

- 3 convenient outlets

CATALOG NUMBER	VOLTS	AMPS	WATTS	PKG. PER CTN.	WT./ UNIT LBS	WT./ CTN. LBS	UPC CODE	COLOR
04781.96.17	125	15	1875	5	0.6	3	079407047819	Beige

**Industry Approvals:**

- UL Listed



# Powr-Reel™ with 3 Outlets

3-Conductor Grounded • Type SJO • 90°C • 300 Volts

CATALOG NUMBER	NO. OF COND.	AWG SIZE	LENGTH OF CORD (FT)	COLOR OF JACKET	POWER RATING			PKG. PER CTN.	WT./ UNIT LBS	WT./ CTN. LBS	UPC CODE
					VOLTS	AMPS	WATTS				
44623.61.05	3	16	25	Yellow	125	10	1250	4	2.7	11	079407446230



**Product Construction:**

**Conductor:**

- 16 AWG stranded bare copper per ASTM B-174

**Insulation:**

- Premium-grade, color-coded 90°C EPDM

**Jacket:**

- CPE; yellow
- Voltage rating: 300 volts

**Applications:**

- Shop tools

**Features:**

- Tangle-Proof® instant cord storage
- Sturdy metal reel case
- Rubber cord
- 3 grounded outlets
- Cord locks in place; pull on cord to engage retractable reel

**Industry Approvals:**

- UL Listed
- OSHA Acceptable

# Plug-it® Ground Fault Circuit Interrupter (GFCI) and Surge Protector Plug

CATALOG NUMBER	POWER RATING			PKG. PER CTN.	WT./ UNIT LBS	WT./ CTN. LBS	UPC CODE
	VOLTS	AMPS	WATTS				
D7524.13.05	125	15	1875	6	0.3	2	079407075249



**Product Description:**

The Plug-it® Ground Fault Circuit Interrupter and Surge Protector Plug detects power leaks and cuts off electricity in less than one second to prevent electric shock.

**Product Construction:**

**Body:**

- PVC; yellow

**Applications:**

- Use anywhere GFCI protection is desired: job sites, kitchens, bathrooms, garages and workshops

**Features:**

- Detects power leaks and cuts electricity off in less than a second to prevent electric shock
- Test and reset buttons
- Use with any standard extension cord
- Use indoor or outdoor
- Protects electrical circuitry from voltage fluctuations
- Maximum clamping voltage - 790 volts
- MOV - 80 joules

**Industry Approvals:**

- UL Listed
- OSHA Acceptable



OSHA Acceptable  
Occupational Safety and Health  
Administration



# Specialty Extension Cords and Lighting

9



Carol® Brand Specialty Extension Cord Products are uniquely designed for specific uses by contractors, do-it-yourselfers and homeowners alike.

The Shock Safe® 3-outlet Powr-Center® has a built-in ground fault circuit interrupter (GFCI) for detecting power leaks. Featuring weather-resistant test and reset buttons, the GFCI cuts off electricity to prevent electric shock.

Carol offers 3-outlet Powr-Centers® for use when multiple outlets are needed indoors. The three-conductor cords are designed specifically for household, office or workshop use.

Carol offers three-conductor standard Utility Lights with plastic or metal guards. Our Brooder Lamp and Clamp Lights are also available to meet your lighting needs.

Index	Page
Shock Safe® Ground Fault Circuit Interrupter (GFCI) Powr-Center®	62
Household Powr-Centers®	62
Plastic Guard Utility Light	63
Metal Guard Utility Light	63
Brooder and Heat Lamp	64
Clamp Light	64

# Shock Safe® Ground Fault Circuit Interrupter (GFCI) Powr-Center®

3 Conductor • Type SJTW • -40°C to 60°C • 300 Volts

### POWR-CENTER® WITH 3 OUTLETS

CATALOG NUMBER	NO. OF COND.	AWG SIZE	LENGTH OF CORD (FT)	COLOR OF JACKET	POWER RATING			PKG. PER CTN.	WT./ UNIT LBS	WT./ CTN. LBS	UPC CODE
					VOLTS	AMPS	WATTS				
04000.63.05	3	12	2	Yellow	125	15	1875	6	1.3	8	079407040001



**Product Description:**

The Shock Safe® 3-outlet Powr-Center® has a built-in GFCI for detecting power leaks. Featuring weather-resistant test and reset buttons, the GFCI cuts off electricity to prevent electric shock.

**Product Construction:**

**Conductor:**

- 12 AWG stranded bare copper per ASTM B-174

**Insulation:**

- Premium-grade, color-coded PVC

**Jacket:**

- PVC; yellow
- Temperature range: -40°C to 60°C
- Voltage rating: 300 volts

**Applications:**

- Power tools
- Appliances

**Features:**

- Integral GFCI detects power leaks and cuts off electricity to prevent electric shock
- Test and reset buttons
- 3-conductor grounded

**Industry Approvals:**

- UL Listed
- OSHA Acceptable

# Household Powr-Centers®

3-Conductor Grounded • Type SPT-3 and SJT • 60°C • 300 Volts

CATALOG NUMBER	NO. OF COND.	AWG SIZE	LENGTH OF CORD (FT)	COLOR OF JACKET	POWER RATING			PKG. PER CTN.	WT./ UNIT LBS	WT./ CTN. LBS	UPC CODE
					VOLTS	AMPS	WATTS				
<b>TYPE SPT-3</b>											
00655.63.04	3	14	3	Orange	125	15	1875	10	0.6	6	079407006557
<b>TYPE SJT</b>											
00565.63.17	3	16	9	Beige	125	13	1625	12	0.7	8	079407005659



**Product Construction:**

**Conductor:**

- 16 AWG or 14 AWG stranded bare copper per ASTM B-174

**Insulation:**

- Premium-grade, color-coded PVC

**Jacket:**

- PVC; orange or beige
- Voltage rating: 300 volts

**Applications:**

- Clocks
- Lamps
- Holiday lighting
- Other household appliances

**Features:**

- 3 grounded outlets

**Industry Approvals:**

- UL Listed



## X-ON Electronics

Largest Supplier of Electrical and Electronic Components

*Click to view similar products for [carol manufacturer](#):*

Other Similar products are found below :

[01364.35T.01](#) [01776.38.01](#) [76843.38.06](#) [C0754A.21.10](#) [C1321.41.01](#) [C1670A.41.10](#) [C2015A.12.04](#) [C2015A.12.19](#) [C2526A.18.10](#)  
[C3120.18.86](#) [C4066A.38.10](#) [01104.99.01](#) [01343.35T.01](#) [02728-85-01](#) [5133290E](#) [09205.41.01](#) [2133016](#) [16065.41.01](#) [5131431E](#) [09814.99.01](#)  
[E2206S.41.86](#) [E1524S.41.03](#) [E2534S.41.03](#) [C2016A.12.03](#) [C2064A.12.02](#) [C0570A.41.10](#) [C1343A.41.10](#) [C1357.41.90](#) [C2405A.41.10](#)  
[C3068.41.86](#) [C3122.41.86](#) [C1352A.41.10](#) [C2536A.38.10](#) [C1361.38.90](#) [E2204S.41.02](#) [E3612S.41.03](#) [E1032S.25.10](#) [02604.41T.05](#)  
[02605.41T.05](#) [02608.41T.05](#) [02632.35T.05](#) [02634.41T.05](#) [02601.41T.05](#) [C0783A.41.10](#) [E1032S.41.10](#) [E2024S.41.10](#) [01360.35T.01](#)  
[01342.35T.01](#) [C0744A.41.10](#) [C2514A.41.10](#)