

CDM7-600LR

SURFACE MOUNT SILICON
N-CHANNEL
LR POWER MOSFET
7.0 AMP, 600 VOLT

ULTRAMOS™



DPAK CASE



www.centrasemi.com

DESCRIPTION:

The CENTRAL SEMICONDUCTOR CDM7-600LR is a 600 Volt N-Channel MOSFET designed for high voltage, fast switching applications such as Power Factor Correction (PFC), lighting and power inverters. This UltraMOS™ MOSFET combines high voltage capability with ultra low $r_{DS(ON)}$, low threshold voltage, and low gate charge for optimal efficiency.

MARKING: FULL PART NUMBER

APPLICATIONS:

- Power Factor Correction
- Alternative energy inverters
- Solid State Lighting (SSL)

FEATURES:

- High voltage capability ($V_{DS}=600V$)
- Low gate charge ($Q_{GS}=2.62nC$ TYP)
- Ultra low $r_{DS(ON)}$ (0.53Ω TYP)

MAXIMUM RATINGS: ($T_C=25^\circ C$ unless otherwise noted)

	SYMBOL		UNITS
Drain-Source Voltage	V_{DS}	600	V
Gate-Source Voltage	V_{GS}	30	V
Continuous Drain Current (Steady State)	I_D	7.0	A
Maximum Pulsed Drain Current, $t_p=10\mu s$	I_{DM}	28	A
Continuous Source Current (Body Diode)	I_S	7.0	A
Maximum Pulsed Source Current (Body Diode)	I_{SM}	28	A
Single Pulse Avalanche Energy (Note 1)	E_{AS}	145	mJ
Power Dissipation	P_D	60	W
Operating and Storage Junction Temperature	T_J, T_{stg}	-55 to +150	$^\circ C$
Thermal Resistance	θ_{JC}	2.08	$^\circ C/W$
Thermal Resistance	θ_{JA}	110	$^\circ C/W$

Note 1: $L=30mH, I_{AS}=3.0A, V_{DD}=100V, R_G=25\Omega$, Initial $T_J=25^\circ C$

ELECTRICAL CHARACTERISTICS: ($T_C=25^\circ C$ unless otherwise noted)

SYMBOL	TEST CONDITIONS	MIN	TYP	MAX	UNITS
I_{GSSF}, I_{GSSR}	$V_{GS}=30V, V_{DS}=0$			100	nA
I_{DSS}	$V_{DS}=600V, V_{GS}=0$		0.065	1.0	μA
BV_{DSS}	$V_{GS}=0, I_D=250\mu A$	600			V
$V_{GS(th)}$	$V_{GS}=V_{DS}, I_D=250\mu A$	2.0	3.0	4.0	V
V_{SD}	$V_{GS}=0, I_S=7.0A$		0.89	1.4	V
$r_{DS(ON)}$	$V_{GS}=10V, I_D=3.5A$		0.53	0.58	Ω
C_{rss}	$V_{DS}=100V, V_{GS}=0, f=1.0MHz$		1.94		pF
C_{iss}	$V_{DS}=100V, V_{GS}=0, f=1.0MHz$		440		pF
C_{oss}	$V_{DS}=100V, V_{GS}=0, f=1.0MHz$		33		pF

R2 (10-August 2015)

CDM7-600LR
SURFACE MOUNT SILICON
N-CHANNEL
LR POWER MOSFET
7.0 AMP, 600 VOLT

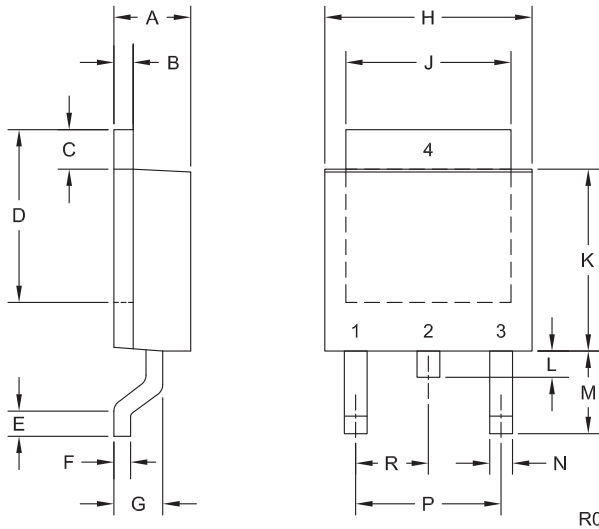


ELECTRICAL CHARACTERISTICS - Continued: ($T_C=25^\circ\text{C}$ unless otherwise noted)

SYMBOL	TEST CONDITIONS	TYP	UNITS
$Q_{g(\text{tot})}$	$V_{DS}=480\text{V}, V_{GS}=10\text{V}, I_D=7.0\text{A}$ (Note 2)	14.5	nC
Q_{gs}	$V_{DS}=480\text{V}, V_{GS}=10\text{V}, I_D=7.0\text{A}$ (Note 2)	2.62	nC
Q_{gd}	$V_{DS}=480\text{V}, V_{GS}=10\text{V}, I_D=7.0\text{A}$ (Note 2)	7.4	nC
$t_{d(\text{on})}$	$V_{DD}=300\text{V}, V_{GS}=10\text{V}, I_D=7.0\text{A}, R_G=24\Omega$ (Note 2)	9.4	ns
t_r	$V_{DD}=300\text{V}, V_{GS}=10\text{V}, I_D=7.0\text{A}, R_G=24\Omega$ (Note 2)	26	ns
$t_{d(\text{off})}$	$V_{DD}=300\text{V}, V_{GS}=10\text{V}, I_D=7.0\text{A}, R_G=24\Omega$ (Note 2)	44	ns
t_f	$V_{DD}=300\text{V}, V_{GS}=10\text{V}, I_D=7.0\text{A}, R_G=24\Omega$ (Note 2)	26	ns
t_{rr}	$V_{GS}=0, I_S=7.0\text{A}, di/dt=100\text{A}/\mu\text{s}$ (Note 2)	283	ns
Q_{rr}	$V_{GS}=0, I_S=7.0\text{A}, di/dt=100\text{A}/\mu\text{s}$ (Note 2)	2.73	μC

Note 2: Pulse Width $\leq 300\mu\text{s}$, Duty Cycle $\leq 2\%$

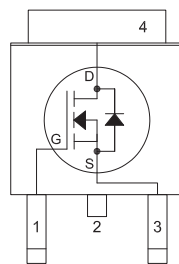
DPAK CASE - MECHANICAL OUTLINE



SYMBOL	INCHES		MILLIMETERS	
	MIN	MAX	MIN	MAX
A	0.083	0.108	2.10	2.75
B	0.016	0.032	0.40	0.81
C	0.035	0.063	0.89	1.60
D	0.203	0.228	5.15	5.79
E	0.020	-	0.51	-
F	0.018	0.024	0.45	0.60
G	0.051	0.071	1.30	1.80
H	0.248	0.268	6.30	6.81
J	0.197	0.217	5.00	5.50
K	0.209	0.245	5.30	6.22
L	0.025	0.040	0.64	1.02
M	0.090	0.115	2.30	2.91
N	0.012	0.045	0.30	1.14
P	0.180		4.60	
R	0.090		2.30	

DPAK (REV: R0)

PIN CONFIGURATION



LEAD CODE:

- 1) Gate
 - 2) Drain
 - 3) Source
 - 4) Drain
- Pin 2 is common to the tab (4)

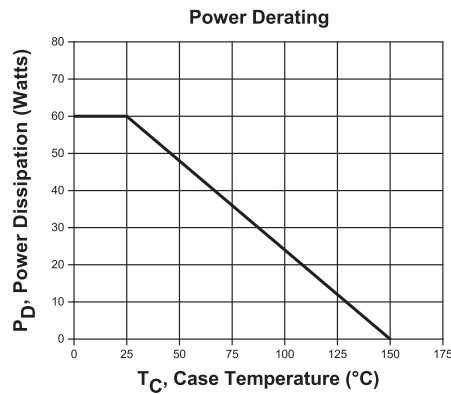
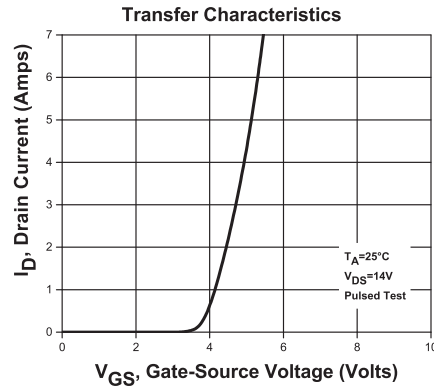
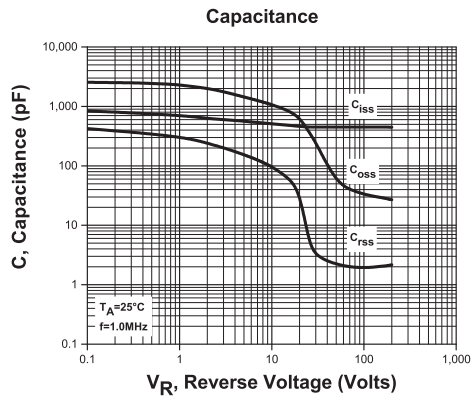
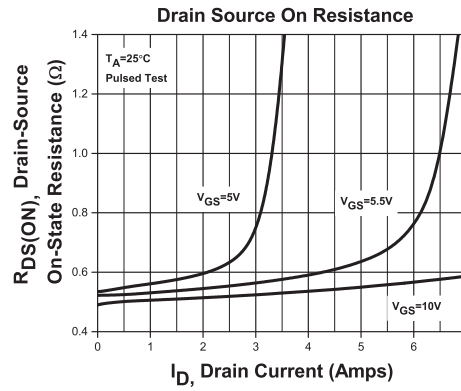
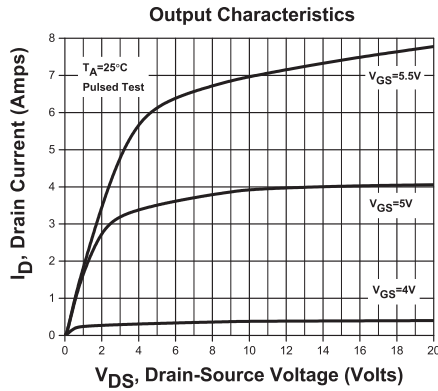
MARKING: FULL PART NUMBER

R2 (10-August 2015)

CDM7-600LR
SURFACE MOUNT SILICON
N-CHANNEL
LR POWER MOSFET
7.0 AMP, 600 VOLT



TYPICAL ELECTRICAL CHARACTERISTICS



R2 (10-August 2015)



OUTSTANDING SUPPORT AND SUPERIOR SERVICES

PRODUCT SUPPORT

Central's operations team provides the highest level of support to insure product is delivered on-time.

- Supply management (Customer portals)
- Inventory bonding
- Consolidated shipping options
- Custom bar coding for shipments
- Custom product packing

DESIGNER SUPPORT/SERVICES

Central's applications engineering team is ready to discuss your design challenges. Just ask.

- Free quick ship samples (2nd day air)
- Online technical data and parametric search
- SPICE models
- Custom electrical curves
- Environmental regulation compliance
- Customer specific screening
- Up-screening capabilities
- Special wafer diffusions
- PbSn plating options
- Package details
- Application notes
- Application and design sample kits
- Custom product and package development

REQUESTING PRODUCT PLATING

1. If requesting Tin/Lead plated devices, add the suffix " TIN/LEAD" to the part number when ordering (example: 2N2222A TIN/LEAD).
2. If requesting Lead (Pb) Free plated devices, add the suffix " PBFREE" to the part number when ordering (example: 2N2222A PBFREE).

CONTACT US

Corporate Headquarters & Customer Support Team

Central Semiconductor Corp.
145 Adams Avenue
Hauppauge, NY 11788 USA
Main Tel: (631) 435-1110
Main Fax: (631) 435-1824
Support Team Fax: (631) 435-3388
www.centrasemi.com

Worldwide Field Representatives:
www.centrasemi.com/wwreps

Worldwide Distributors:
www.centrasemi.com/wwdistributors

For the latest version of Central Semiconductor's **LIMITATIONS AND DAMAGES DISCLAIMER**, which is part of Central's Standard Terms and Conditions of sale, visit: www.centrasemi.com/terms

X-ON Electronics

Largest Supplier of Electrical and Electronic Components

Click to view similar products for [MOSFET](#) category:

Click to view products by [Central Semiconductor](#) manufacturer:

Other Similar products are found below :

[614233C](#) [648584F](#) [MCH3443-TL-E](#) [MCH6422-TL-E](#) [FDPF9N50NZ](#) [FW216A-TL-2W](#) [FW231A-TL-E](#) [APT5010JVR](#) [NTNS3A92PZT5G](#)
[IRF100S201](#) [JANTX2N5237](#) [2SK2464-TL-E](#) [2SK3818-DL-E](#) [FCA20N60_F109](#) [FDZ595PZ](#) [STD6600NT4G](#) [FSS804-TL-E](#) [2SJ277-DL-E](#)
[2SK1691-DL-E](#) [2SK2545\(Q,T\)](#) [D2294UK](#) [405094E](#) [423220D](#) [MCH6646-TL-E](#) [TPCC8103,L1Q\(CM](#) [367-8430-0972-503](#) [VN1206L](#)
[424134F](#) [026935X](#) [051075F](#) [SBVS138LT1G](#) [614234A](#) [715780A](#) [NTNS3166NZT5G](#) [751625C](#) [873612G](#) [IRF7380TRHR](#)
[IPS70R2K0CEAKMA1](#) [RJK60S3DPP-E0#T2](#) [RJK60S5DPK-M0#T0](#) [APT5010JVFR](#) [APT12031JFLL](#) [APT12040JVR](#) [DMN3404LQ-7](#)
[NTE6400](#) [JANTX2N6796U](#) [JANTX2N6784U](#) [JANTXV2N5416U4](#) [SQM110N05-06L-GE3](#) [SIHF35N60E-GE3](#)