

CDM22011-600LRFP

N-CHANNEL
LR POWER MOSFET
11 AMP, 600 VOLT



www.centrasemi.com

DESCRIPTION:

The CENTRAL SEMICONDUCTOR CDM22011-600LRFP is a 600 volt N-Channel MOSFET designed for high voltage, fast switching applications such as Power Factor Correction (PFC), lighting and power inverters. This UltraMOS™ MOSFET combines high voltage capability with ultra low $r_{DS(ON)}$, low threshold voltage, and low gate charge for optimal efficiency.

MARKING CODE: CDM11-600LR

ULTRAMOS™



TO-220FP CASE

APPLICATIONS:

- Power Factor Correction
- Alternative energy inverters
- Solid State Lighting (SSL)

FEATURES:

- High voltage capability ($V_{DS}=600V$)
- Low gate charge ($Q_{GS}=4.45nC$ TYP)
- Ultra low $r_{DS(ON)}$ (0.3Ω TYP)

MAXIMUM RATINGS: ($T_C=25^\circ C$ unless otherwise noted)

	SYMBOL		UNITS
Drain-Source Voltage	V_{DS}	600	V
Gate-Source Voltage	V_{GS}	30	V
Continuous Drain Current (Steady State)	I_D	11	A
Maximum Pulsed Drain Current, $t_p=10\mu s$	I_{DM}	44	A
Continuous Source Current (Body Diode)	I_S	11	A
Maximum Pulsed Source Current (Body Diode)	I_{SM}	44	A
Single Pulse Avalanche Energy (Note 1)	E_{AS}	280	mJ
Power Dissipation	P_D	25	W
Operating and Storage Junction Temperature	T_J, T_{stg}	-55 to +150	$^\circ C$
Thermal Resistance	θ_{JC}	5.0	$^\circ C/W$
Thermal Resistance	θ_{JA}	120	$^\circ C/W$

Note 1: $L=30mH, I_{AS}=4.0A, V_{DD}=100V, R_G=25\Omega, Initial T_J=25^\circ C$

ELECTRICAL CHARACTERISTICS: ($T_C=25^\circ C$ unless otherwise noted)

SYMBOL	TEST CONDITIONS	MIN	TYP	MAX	UNITS
I_{GSSF}, I_{GSSR}	$V_{GS}=30V, V_{DS}=0$			100	nA
I_{DSS}	$V_{DS}=600V, V_{GS}=0$		0.047	1.0	μA
BV_{DSS}	$V_{GS}=0, I_D=250\mu A$	600			V
$V_{GS(th)}$	$V_{GS}=V_{DS}, I_D=250\mu A$	2.0	3.09	4.0	V
V_{SD}	$V_{GS}=0, I_S=11A$		0.92	1.4	V
$r_{DS(ON)}$	$V_{GS}=10V, I_D=5.5A$		0.30	0.36	Ω
C_{rss}	$V_{DS}=100V, V_{GS}=0, f=1.0MHz$		2.76		pF
C_{iss}	$V_{DS}=100V, V_{GS}=0, f=1.0MHz$		763		pF
C_{oss}	$V_{DS}=100V, V_{GS}=0, f=1.0MHz$		52		pF

R4 (19-August 2015)

CDM22011-600LRFP

**N-CHANNEL
LR POWER MOSFET
11 AMP, 600 VOLT**

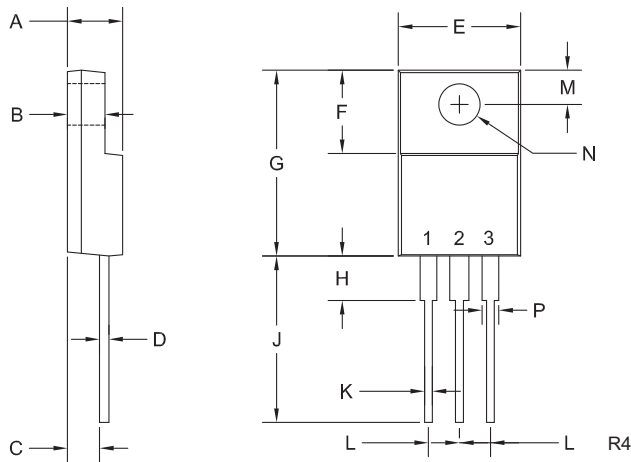


ELECTRICAL CHARACTERISTICS - Continued: ($T_C=25^\circ\text{C}$ unless otherwise noted)

SYMBOL	TEST CONDITIONS	TYP	UNITS
$Q_{g(\text{tot})}$	$V_{DS}=480\text{V}$, $V_{GS}=10\text{V}$, $I_D=11\text{A}$ (Note 2)	23.05	nC
Q_{gs}	$V_{DS}=480\text{V}$, $V_{GS}=10\text{V}$, $I_D=11\text{A}$ (Note 2)	4.45	nC
Q_{gd}	$V_{DS}=480\text{V}$, $V_{GS}=10\text{V}$, $I_D=11\text{A}$ (Note 2)	11.31	nC
$t_{d(\text{on})}$	$V_{DD}=300\text{V}$, $V_{GS}=10\text{V}$, $I_D=11\text{A}$, $R_G=25\Omega$ (Note 2)	11	ns
t_r	$V_{DD}=300\text{V}$, $V_{GS}=10\text{V}$, $I_D=11\text{A}$, $R_G=25\Omega$ (Note 2)	27	ns
$t_{d(\text{off})}$	$V_{DD}=300\text{V}$, $V_{GS}=10\text{V}$, $I_D=11\text{A}$, $R_G=25\Omega$ (Note 2)	37	ns
t_f	$V_{DD}=300\text{V}$, $V_{GS}=10\text{V}$, $I_D=11\text{A}$, $R_G=25\Omega$ (Note 2)	23	ns
t_{rr}	$V_{GS}=0$, $I_S=11\text{A}$, $di/dt=100\text{A}/\mu\text{s}$ (Note 2)	315	ns
Q_{rr}	$V_{GS}=0$, $I_S=11\text{A}$, $di/dt=100\text{A}/\mu\text{s}$ (Note 2)	4.0	μC

Note 2: Pulse Width $\leq 300\mu\text{s}$, Duty Cycle $\leq 2\%$

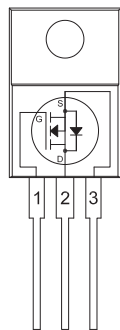
TO-220FP CASE - MECHANICAL OUTLINE



SYMBOL	DIMENSIONS			
	INCHES		MILLIMETERS	
	MIN	MAX	MIN	MAX
A	0.165	0.202	4.20	5.12
B	0.090	0.130	2.30	3.30
C	0.098	0.122	2.50	3.10
D	-	0.031	-	0.80
E	0.382	0.418	9.70	10.63
F	0.238	0.276	6.06	7.00
G	0.583	0.640	14.80	16.25
H	-	0.161	-	4.10
J	0.506	0.543	12.85	13.80
K	0.020	0.031	0.50	0.79
L	0.100		2.54	
M	0.120	0.140	3.05	3.55
N (DIA)	0.116	0.134	2.95	3.40
P	0.039	0.058	1.00	1.47

TO-220FP (REV: R4)

PIN CONFIGURATION



LEAD CODE:

- 1) Gate
- 2) Drain
- 3) Source

MARKING CODE: CDM11-600LR

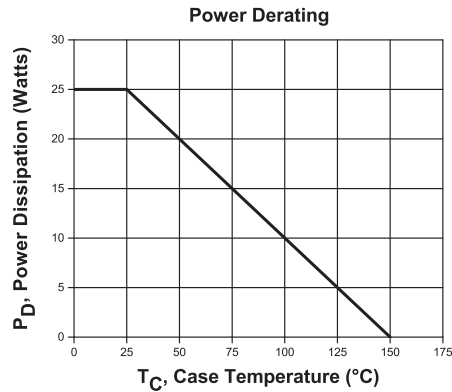
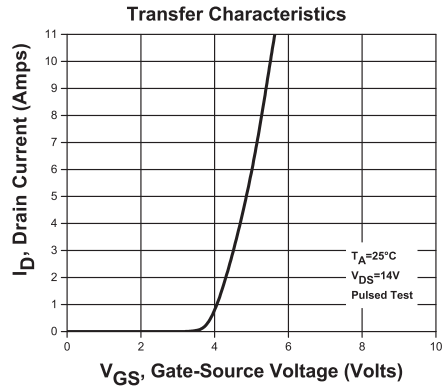
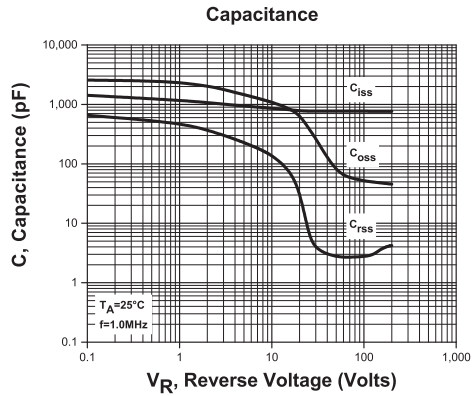
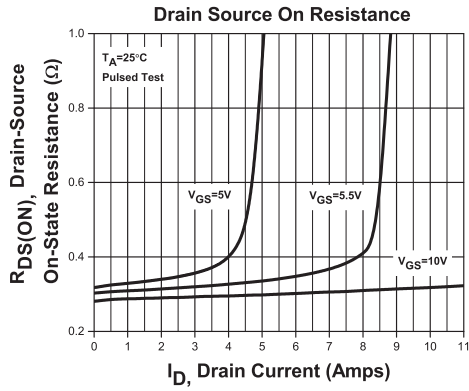
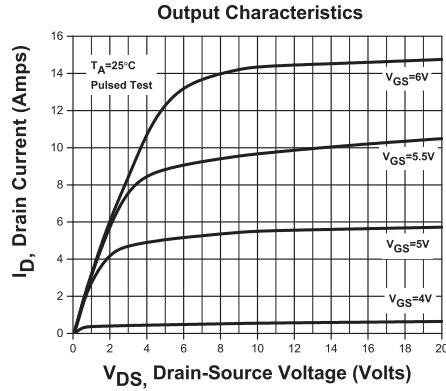
R4 (19-August 2015)

CDM22011-600LRFP

N-CHANNEL
LR POWER MOSFET
11 AMP, 600 VOLT



TYPICAL ELECTRICAL CHARACTERISTICS



R4 (19-August 2015)

X-ON Electronics

Largest Supplier of Electrical and Electronic Components

Click to view similar products for [MOSFET](#) category:

Click to view products by [Central Semiconductor](#) manufacturer:

Other Similar products are found below :

[614233C](#) [648584F](#) [MCH3443-TL-E](#) [MCH6422-TL-E](#) [FDPF9N50NZ](#) [FW216A-TL-2W](#) [FW231A-TL-E](#) [APT5010JVR](#) [NTNS3A92PZT5G](#)
[IRF100S201](#) [JANTX2N5237](#) [2SK2464-TL-E](#) [2SK3818-DL-E](#) [FCA20N60_F109](#) [FDZ595PZ](#) [STD6600NT4G](#) [FSS804-TL-E](#) [2SJ277-DL-E](#)
[2SK1691-DL-E](#) [2SK2545\(Q,T\)](#) [D2294UK](#) [405094E](#) [423220D](#) [MCH6646-TL-E](#) [TPCC8103,L1Q\(CM](#) [367-8430-0972-503](#) [VN1206L](#)
[424134F](#) [026935X](#) [051075F](#) [SBVS138LT1G](#) [614234A](#) [715780A](#) [NTNS3166NZT5G](#) [751625C](#) [873612G](#) [IRF7380TRHR](#)
[IPS70R2K0CEAKMA1](#) [RJK60S3DPP-E0#T2](#) [RJK60S5DPK-M0#T0](#) [APT5010JVFR](#) [APT12031JFLL](#) [APT12040JVR](#) [DMN3404LQ-7](#)
[NTE6400](#) [JANTX2N6796U](#) [JANTX2N6784U](#) [JANTXV2N5416U4](#) [SQM110N05-06L-GE3](#) [SIHF35N60E-GE3](#)