
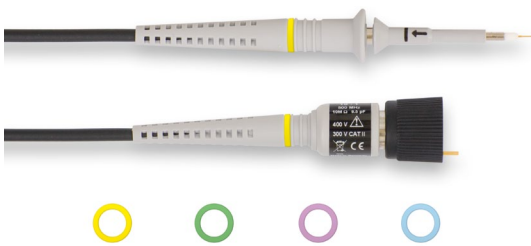


HZ154 Probe 1:1/10:1




Attenuation ratio:	1:1
Switchable:	10:1
Bandwidth:	10/100MHz
Rise time :	<35/3.5ns
Input impedance:	1/10MQ 82/12pF
Max. Voltage:	(10:1) 600V (DC + peak AC)
LF compensation:	1 Trimmer at 10:1
RF compensation:	2 Trimmer at 10:1
Cable length:	1.2m
Measuring category:	CAT I

HZ355 Probe 10:1



Attenuation ratio:	10:1
Bandwidth:	500MHz
Rise time:	<700ps
Input impedance:	10MQ 9.5pF
Max. Voltage:	400V (DC + peak AC)
LF compensation:	1 Trimmer
RF compensation:	2 Trimmer
Cable length:	1.3m
Probe factor identification:	automatically after connection
Measuring category:	CAT I

HZ350 Probe 10:1



Attenuation ratio:	10:1
Bandwidth:	350MHz
Rise time:	<1.0ns
Input impedance:	10MQ 12pF
Max. Voltage:	400V (DC + peak AC)
LF compensation:	1 Trimmer
RF compensation:	2 Trimmer
Cable length:	1.2m
Probe factor identification:	automatically after connection
Measuring category:	CAT I

HZ51 Probe 10:1



Attenuation ratio:	10:1
Bandwidth:	150MHz
Rise time:	<2.4ns
Input impedance:	10MQ 12pF
Max. Voltage:	600V (DC + peak AC)
LF compensation:	1 Trimmer
RF compensation:	1 Trimmer
Cable length:	1.2m
Measuring category:	CAT I

HZ52 Probe 10:1



Attenuation ratio:	10:1
Bandwidth:	250MHz
Rise time:	<1.4ns
Input impedance:	10MQ 10pF
Max. Voltage:	600V (DC + peak AC)
LF compensation:	1 Trimmer
RF compensation:	2 Trimmer
Cable length:	1.2m
Measuring category:	CAT I

HZ53 Probe 100:1



Attenuation ratio:	100:1
Bandwidth:	100MHz
Rise time:	<3.5ns
Input impedance:	100MΩ 4.5pF
Max. Voltage:	1,200V (DC + peak AC)
LF compensation:	1 Trimmer
Cable length:	1.2m
Measuring category:	CAT I

HZ020 Probe 1,000:1



Attenuation ratio:	1,000:1
Bandwidth:	400MHz
Rise time:	<900ps
Input impedance:	50MΩ 7.5pF
Max. Voltage:	1,000V _{rms}
LF compensation:	1 Trimmer
RF compensation:	1 Trimmer
Cable length:	1.3m
Probe factor identification:	automatically after connection
Measuring category:	CAT II

HZ030 Active Probe 10:1



Attenuation ratio:	10:1
Bandwidth:	1GHz
Rise time:	600ps
Input impedance:	1MΩ 0.9pF
Max. Input Voltage:	20V
Input Dynamic Range:	±8V
Cable length:	1.3m
Oscilloscope Input Coupling:	50Ω
External Power Supply	included

HZ010 Probe 10:1



Attenuation ratio:	10:1
Bandwidth:	250 MHz
Rise time:	<1.4 ns
Input impedance:	10 MΩ 15 pF
Max. Voltage:	400V (DC + peak AC)
LF compensation:	1 Trimmer
RF compensation:	2 Trimmers
Cable length:	1.2m
Probe factor identification:	automatically after connection
Measuring category:	CAT I

HZ100 Differential Probe 20:1/200:1 Technical specifications at 23°C ±2°C



Differential input voltage (DC + peak AC) max.:	±700V
Max. input voltage per input:	600V _{rms}
Attenuation ratio:	20:1
Selectable:	200:1
Bandwidth:	30/40MHz
Rise time:	12/9ns
Input impedance:	8MΩ 1.2pF
Output impedance:	50Ω
Max. output Voltage:	±3.5V at 1MΩ
Max. noise:	2mV
Accuracy after 1min:	±3% (18...30°C)
Common mode rejection DC/AC 1MHz:	70dB/>50dB
Inputs (CAT III):	2 safety connectors
Input leads:	2 test leads 50cm with spring hooks
Battery operation:	9V battery 6LR61
Input for an external power supply:	12...14V _{dc} /30mA

HZ109 Differential Probe 1:1/10:1 Technical specifications at 23°C ±2°C



Differential input voltage (DC + peak AC) max.:	±3,5V/35V
Max. input voltage per input:	100V _{rms}
Attenuation ratio:	1:1
Selectable:	10:1
Bandwidth:	30/40MHz
Rise time:	12/9ns
Input impedance:	8MΩ 1.2pF
Output impedance:	50Ω
Max. output Voltage:	±3.5V at 1MΩ
Max. background noise	at x1: <8mV _{rms} at x10: <2mV _{rms}
Accuracy after 1min:	±3% (18...30°C)
Common mode rejection DC/AC 1MHz:	70dB/>50dB
Inputs (CAT III):	2 safety connectors
Input leads:	2 test leads 50cm with spring hooks
Battery operation:	9V battery 6LR61
Input for an external power supply:	12...14V _{dc} /30mA

HZ115 Differential Probe 100:1/1,000:1 Technical specifications at 23°C ±2°C



Differential input voltage (AC _{rms}):	1,000V
(DC + peak AC) max.:	±1,400V ^{*)}
Max. input voltage per input:	±1,400V ^{*)}
Attenuation ratio:	100:1
Selectable:	1,000:1
Bandwidth:	20/30MHz
Rise time:	17/12ns
Input impedance:	60MΩ 1.5pF
Output impedance:	50Ω
Max. output Voltage:	±1.5V at 1MΩ
Max. background noise:	2mV
Accuracy after 1min:	±3% (18...30°C)
Common mode rejection DC/AC 1MHz:	70dB/>50dB
Inputs (CAT III):	2 safety connectors
Input leads:	2 test leads 75cm with safety test clips
Battery operation:	9V battery 6LR61
Input for an external power supply:	12...14V _{dc} /30mA

*) due to test clip 1000V CAT III

HZ040 Differential Probe 10:1


Technical specifications at 23°C ±2°C



Bandwidth:	200 MHz
Attenuation ratio:	10:1
Rise time (10...90 %):	1.75 ns
Gain accuracy:	±1 %
Max. Input Voltage per Input:	±60V
Max. Differential Input Voltage (DC + peak AC):	±20V
Max. Common Mode Input Voltage:	±60V
Input impedance	
Between Inputs:	1 MΩ 3.5 pF
Each Input to Ground:	500 kΩ 7 pF
Output Voltage (into 50 Ω):	±2V
Offset (typical):	±2 mV
CMRR (typical):	-80 dB at 60 Hz -50 dB at 10 MHz
Battery operation:	9V battery 6LR61
Battery life (typical):	7.5 h
Input for an external power supply:	USB Power adapter cable (5...9V _{dc} /200 mA)

HZ041 Differential Probe 10:1

Technical specifications at 23°C ±2°C



Bandwidth:	800 MHz
Attenuation ratio:	10:1
Rise time (10...90 %):	437 ps
Gain accuracy:	±2 %
Max. Input Voltage per Input:	±40V
Max. Differential Input Voltage (DC + peak AC):	±15V
Max. Common Mode Input Voltage:	±30V
Input impedance	
Between Inputs:	200 kΩ 1 pF
Each Input to Ground:	100 kΩ 2 pF
Output Voltage (into 50 Ω):	±1.5V
Offset (typical):	±5 mV
CMRR (typical):	-60 dB at 60 Hz -15 dB at 500 MHz
Battery operation:	9V battery 6LR61
Battery life (typical):	4.5 h
Input for an external power supply:	USB Power adapter cable (5...9V _{dc} /300 mA)

X-ON Electronics

Largest Supplier of Electrical and Electronic Components

Click to view similar products for Rohde & Schwarz manufacturer:

Other Similar products are found below :

[HMC8042](#) [HZ10R](#) [HMP2020](#) [HMP2030](#) [HMP4040](#) [RT-ZP03](#) [HV512](#) [R&S HMF2525](#) [RTB2K-102](#) [RTC1K-102](#) [RTC1K-202](#) [SMC100A/B103/B1](#)
[HA-Z211](#) [RTB2002 \(RTB2K-72\)](#) [RTB2004 + RTB-B242 \(RTB2K-204\)](#) [RTB2004 + RTB-B242 + RTB-B1 \(RTB2K-204M\)](#) [RTB2004 + RTB-B243](#)
[+ RTB-B1 \(RTB2K-304M\)](#) [RTM3004 + RTM-B222 \(RTM3K-24\)](#) [RTM3002 + RTM-B223 \(RTM3K-32\)](#) [RTM-B222](#) [RTM-B223](#) [RTM-B225](#)
[RTM-B2210](#) [RTM-B243](#) [RTM-B2410](#) [RTM-B1](#) [R&S® FPH-B8](#) [NGE102B](#) [NGE103B](#) [NGL-K103](#) [FPC-COM1](#) [RTB2K-202](#) [RTB2K-204](#)
[HMC8012](#) [HZ42](#) [R&S HMC8012G](#) [RTB2K-104](#) [SMC100A/B103](#) [HA-Z302](#) [RT-ZA21](#) [RTB2002 + RTB-B221 \(RTB2K-102\)](#) [RTB-PK1](#) [RTC1002](#)
[\(RTC1K-52\)](#) [RTC1002 + RTC-B221 \(RTC1K-102\)](#) [RTM-K1](#) [RTM-B242](#) [R&S NRX](#) [R&S RTM-K36](#) [R&S HM7042-5](#) [RTB2K-74](#)