





General Information

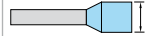
The following information must be strictly adhered to in order to guarantee the terminal block electrical, mechanical and environmental performance.

Protection		IP 20	<i>NEMA 1</i>		
Rail		DIN3-TH35			
Wire stripping length		13.5 mm	<i>0.531 in</i>		
		Screw clamp		Screw rail contact (Maximum value)	
		Flat screwdriver			
Operating tool		5.5 mm	<i>0.217 in</i>		
Torque		1.8 Nm ± 0.2 Nm	<i>15.93 lb.in</i> <i>± 1.77 lb.in</i>	± 0.2 Nm	<i>± 1.77 lb.in</i>
Mechanical endurance of disconnect system					

Material Specifications

Insulating material		Polyamide
IRC		600 V
Flammability	UL94	V0
	NF F 16 101	I2F2
	Needle flame test IEC 60695-11-5	Compliant

Connecting capacity per clamp

1 Rigid conductor		0.5-16 mm²		<i>20-4 AWG</i>
1 Flexible conductor without ferrule		0.5-16 mm²		<i>20-4 AWG</i>
1 Flexible conductor with ferrule		0.5-10 mm²		<i>20-8 AWG</i>
Ferrule maximum outer diameter		8.2 mm	<i>0.323 in</i>	

Multi Connecting capacity per clamp

2 Rigid conductors		0.5-4 mm²		<i>20-12 AWG</i>
2 Flexible conductors without ferrule		0.5-4 mm²		<i>20-12 AWG</i>
2 Flexible conductors with twin ferrule		0.5-4 mm²		<i>20-12 AWG</i>

Don't mix **solid and flexible** conductors **in the same clamp**

Don't mix **solid or flexible** conductors of different sizes **in the same clamp**

The "Connecting capacity with ferrule " data is guaranteed with ABB crimping tool PS-3

Cross section

Rated cross section		16 mm²		<i>4 AWG</i>
Maximum Cross section	Manufacturer data	16 mm²	<i>Manufacturer data</i>	<i>4 AWG</i>
Gauge	A6-B6 / 6.4 mm / 0.252 in / IEC 60947-7-1			

Electrical characteristics

Current

Rated current		IEC 60947-7-1	76 A
	Field and factory wiring Cat.2	UL 1059	67 A
	Factory wiring Cat. 1	UL 1059	67 A
		CSA-C-22.2 n° 158	67 A
Rated short-time withstand current 1 s (I _{cw})			1920 A
Short-time withstand current	0.5 s	Manufacturer data	
	5 s	Manufacturer data	
	10 s	Manufacturer data	
	30 s	Manufacturer data	
	1 mn	Manufacturer data	
Rated short circuit withstand		CSA-C-22.2 n° 158	
Max. current (45° temperature increase) / Max. cross section (mm ²)		Manufacturer data	76 A 16 mm²
Maximum short circuit current (1s)		Manufacturer data	1920 A

Short Circuit Current Rating (SCCR) SA UL 1059 supplement

SCCR UL 1059

With the following configurations:

Maximum voltage

Suitable conductor wire range

Fuse rating

Fuse designation

Fuse manufacturer name

Fuse type

Short circuit current

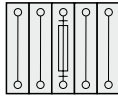
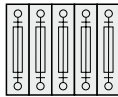
Voltage

Rated voltage	IEC 60947-1	1000 V
Rated voltage	UL 1059	600 V
Use Group	UL 1059	C
Rated voltage	CSA-C-22.2 n° 158	600 V
Rated voltage Ex e	IEC/EN 60079-11	630 V
Rated impulse withstand voltage		8000 V
Dielectric test voltage		2200 V
Pollution degree	IEC 60947-1	3
Overvoltage category	IEC 60947-1	III

Dissipated power

Maximum dissipated power at rated current	IEC	2.4 W
---	-----	--------------

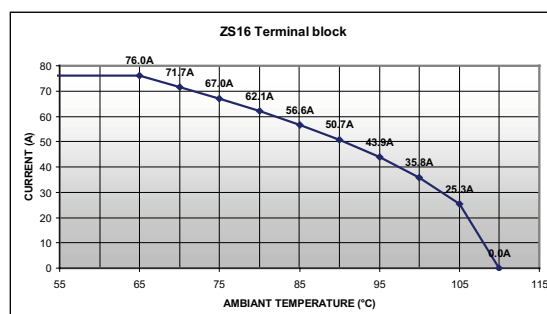
Rated power dissipation at an ambient temperature of 23 °C - IEC 60947-7-3

Overload and short-circuit protection Separate arrangement		
Exclusive short-circuit protection Separate arrangement	1 fuse and 4 feed-through blocks	
Overload and short-circuit protection Compound arrangement		
Exclusive short-circuit protection Compound arrangement	5 fuse blocks	

Temperature range

Ambient temperature min/max	Storage	-55 +110 °C	<i>-67 +230 F</i>
	Installing	-5 +40 °C	<i>-23 +104 F</i>
	Service	IEC 60068-2-1 EN 60079-7	-55 +110 °C -55 +85 °C

Current Derating curve for continuous service temperature



Environmental Characteristics

Additional climatic tests

Dry heat	Conditions	IEC 60068-2-2	Compliant	
		Temperature	+100 °C	
		Duration of test	96 h	
Cyclic damp heat	Conditions	IEC 60068-2-30	Compliant	
		Temperature	+55 °C	
		Number of cycles	2	
Cold	Conditions	IEC 60068-2-1	Compliant	
		Temperature	-40 °C	
		Duration of test	96 h	
Z/ABDM climatic sequence	Conditions	IEC 60068-2-61	Compliant	
		Dry heat Duration of test / Temperature	16 h	+85 °C
		Cyclic damp heat Number of cycles / Temperature	1	+55 °C
		Cold Duration of test / Temperature	2 h	-25 °C

Corrosion

Salt mist	Conditions	IEC 60068-2-11	Compliant	
		Duration of test	96 h	
		Concentration	5 %	
SO ₂	Conditions	ISO 6988	Compliant	
		Duration of test	48 h	
		Concentration	0.2 dm³	
Sulfur dioxide	Conditions	IEC 60068-2-42		
		Duration of test		
Hydrogen sulfur	Conditions	IEC 60068-2-43		
		Duration of test		
Flowing mixed gas corrosion test	Conditions	IEC 60068-2-60		
		Number of the test method		
		Duration of test		

Vibrations

Vibrations	Conditions	IEC 60068-2-6	Compliant	
		Frequency range	10-55 Hz	
		Number of cycles	10	
		Amplitude		
		Acceleration	10 m/s²	
Random vibrations and climatic sequence	Conditions	IEC 60068-2-64		
		Duration of test		
		Frequency range		
		Acceleration		
	Climatic cycles			
	Step 1 -> Temperature / Duration of test			
	Step 2 -> Temperature / Duration of test			
	Temperature variation per minute			

ZS16 Terminal Block Accessories Compatibility

Description	Type	Order Code	Pack ^(ing) pieces	Weight g (1 pce)	Technical Datasheet PDF
1 End Stops	BAM3	1SNK 900 001 R0000	50	13.80	1SNK 160 026 D0201
2 End Sections	ES4	1SNK 505 910 R0000	20	2.18	1SNK 160 022 D0201
3 Jumper Bars	JB10-2	1SNK 910 302 R0000	50	4.60	1SNK 160 031 D0201
	JB10-3	1SNK 910 303 R0000	50	7.10	1SNK 160 031 D0201
	JB10-4	1SNK 910 304 R0000	40	9.40	1SNK 160 031 D0201
	JB10-5	1SNK 910 305 R0000	30	12.00	1SNK 160 031 D0201
	JB10-10	1SNK 910 310 R0000	20	24.00	1SNK 160 031 D0201
4 Circuit Separators	CS	1SNK 900 101 R0000	20	0.20	1SNK 160 018 D0201
	CS-R1	1SNK 900 103 R0000	20	5.20	1SNK 160 018 D0201
5 Test Adapters	TP2	1SNK 900 203 R0000	20	1.73	1SNK 160 036 D0201
	TP4	1SNK 900 205 R0000	20	2.42	1SNK 160 036 D0201
6 Test Connectors	TC5-R1	1SNK 900 201 R0000	10	5.23	1SNK 160 042 D0201
7 Protecting Covers	CO	1SNK 900 604 R0000	1	300.00	1SNK 160 020 D0201
	PL10	1SNK 900 621 R0000	10	3.13	1SNK 160 021 D0201
8 Protecting Cover Kits	KCO	1SNK 900 624 R0000	1	47,8	1SNK 160 028 D0201
9 Tools	PS-3	1SNK 900 650 R0000	1	380.00	1SNK 160 024 D0201
10 Terminal Block Markers	MC812	1SNK 160 000 R0000	22	0.09	1SNK 160 009 D0201
	UMH	1SNK 900 611 R0000	10	0.20	1SNK 160 001 D0201
	PROCAP8	1SNK 900 613 R0000	20	1.00	1SNK 160 013 D0201
	SAT8	1SNK 900 616 R0000	5	6.00	1SNK 160 013 D0201

X-ON Electronics

Largest Supplier of Electrical and Electronic Components

Click to view similar products for [entrelec](#) manufacturer:

Other Similar products are found below :

[023103024](#) [023000107](#) [1SNK505310R0000](#) [017322627](#) [011762822](#) [016511417](#) [016340320](#) [1SNK516020R0000](#) [023300421](#)

[1SNK510010R0000](#) [018731214](#) [011870703](#) [010500220](#) [011511607](#) [023300227](#) [016049626](#) [017666704](#) [1SNK508411R0000](#) [023300320](#)

[016548827](#) [023300001](#) [012511813](#) [017301610](#) [011546820](#)