



PRODUCT OVERVIEW

The HPR4XXC Series uses advanced circuit design and packaging technology to realize superior reliability and performance. A 170kHz push-pull oscillator is used in the input stage. The HPR4XXC Series reduces beat-frequency oscillation problems when used with high frequency isolation amplifiers. Reduced parts count and high efficiency add to the reliability of the HPR4XXC Series.

degradation of reliable operation. In addition, the high efficiency of the HPR4XXC Series means the series is able to offer greater than 10 W/inch³ of output power density. Operation down to no load will not impact the reliability of the series, although this product has a >1mA minimum load for specifications purposes.

The high efficiency of the HPR4XXC Series means less internal power dissipation, as low as 190mW. With less heat to dissipate the HPR4XXC Series can operate at higher temperatures with no

The HPR4XXC Series provides high isolation in a very small package. The use of surface mounted devices and manufacturing technologies makes it possible to offer premium performance and low cost.

FEATURES

- High Isolation Voltage: 3000 VPK Test
- Single-In-Line Package (SIP)
- Internal Input and Output
- Low Cost
- Non-Conductive Case

- High Output Power Density: 10 Watts/Inch³
- Extended Temperature Range: -25°C to +85°C
- High Efficiency to 79%
- RoHS Compliant

As of October 2016, ONLY the following part numbers will be available: HPR400C; HPR404C; HPR417C

PRODUCT SELECTION CHART

Model	Nominal Input Voltage	Rated Output Voltage	Rated Output Current	Input Current			Reflected Ripple Current	Efficiency	Recommended Alternatives
				No Load	Rated Load				
					Typ.	Max.			
V _{DC}	V _{DC}	mA		mA		mAp-p	%		
Available HPR400C	5	5	150	20	216	235	10	69	NMV0505SAC / MEV1S0505SC
Discontinued HPR402C	5	15	50	20	212	235	5	71	NMV0515SAC / MEV1S0515SC
Discontinued HPR403C	5	±5	±75	20	218	245	5	68	NMV0505SC / MEV1D0505SC
Available HPR404C	5	±12	±30	20	212	235	5	68	NMV0512SC / MEV1D0512SC
Discontinued HPR405C	5	±15	±25	20	220	220	5	75	NMV0515SC / MEV1D0515SC
Discontinued HPR407C	12	12	62	10	81	90	5	77	NMV1212SAC / MEV1S1212SC
Discontinued HPR410C	12	±12	±30	10	81	90	5	74	NMV1212SC / MEV1D1212SC
Discontinued HPR411C	12	±15	±25	10	81	90	5	77	NMV1215SC / MEV1D1215SC
Discontinued HPR414C	15	15	50	8	72	80	5	69	NMV1515SAC / MEV1S1515SC
Available HPR417C	15	±15	±25	8	63	66	5	79	NMV1515SC / MEV1D1515SC
Discontinued HPR418C	24	5	150	8	48	53	15	65	MEV1S2405SC
Discontinued HPR422C	24	±12	±30	8	45	50	15	67	MEV1D2412SC
Discontinued HPR423C	24	±15	±25	8	45	50	15	69	MEV1D2415SC
Discontinued HPR401C	5	12	62	20	212	235	5	70	NMV0512SAC / MEV1S0512SC
Discontinued HPR406C	12	5	150	10	90	100	5	69	NMV1205SAC / MEV1S1205SC
Discontinued HPR408C	12	15	50	10	81	90	5	77	NMV1215SAC / MEV1S1215SC
Discontinued HPR409C	12	±5	±75	10	88	98	5	71	NMV1205SC / MEV1D1205SC
Discontinued HPR412C	15	5	150	8	72	80	5	69	NMV1505SAC / MEV1S1505SC
Discontinued HPR413C	15	12	62	8	72	80	5	69	NMV1512SAC / MEV1S1512SC
Discontinued HPR415C	15	±5	±75	8	72	80	5	69	NMV1505SC / MEV1D1505SC
Discontinued HPR416C	15	±12	±30	8	63	70	5	76	NMV1512SC / MEV1D1512SC
Discontinued HPR419C	24	12	62	8	48	53	15	65	MEV1S2412SC
Discontinued HPR420C	24	15	50	8	45	50	15	69	MEV1S2415SC
Discontinued HPR421C	24	±5	±75	8	45	50	15	69	MEV1D2405SC



For full details go to www.murata-ps.com/rohs



SPECIFICATIONS, ALL MODELS

Specifications are at $T_A = +25^\circ\text{C}$ nominal input voltage unless otherwise specified.

	PARAMETER	CONDITIONS	MIN	TYP	MAX	UNITS	
OUTPUT	INPUT						
	Voltage Range		4.5	5	5.5	VDC	
			10.8	12	13.2	VDC	
			13.5	15	16.5	VDC	
			21.6	24	26.4	VDC	
	OUTPUT						
	Rated Power				750	mW	
	Voltage Setpoint Accuracy	Rated Load, Nominal V_{IN}			± 5	%	
	Ripple & Noise	BW = DC to 10MHz			150	200	mVp-p
		BW = 10Hz to 2MHz			30	40	mVrms
Voltage (Over Input Voltage Range)	1mA to Rated Current, $V_{OUT} = 5V$		4.75		7	VDC	
	1mA to Rated Current, $V_{OUT} = 12V$		11.40		15	VDC	
	1mA to Rated Current, $V_{OUT} = 15V$		14.25		18	VDC	
Temperature Coefficient			.01	.05	%/°C		
REGULATION							
Load Regulation (All other modes)	Rated Load to 1mA Load			3		%	
GENERAL							
ISOLATION							
Rated Voltage			1000			VDC	
Test Voltage	60 Hz, 60 Seconds		3000			Vpk	
Resistance			10			GΩ	
Capacitance				25	100	pF	
Leakage Current	$V_{ISO} = 240\text{VAC}, 60\text{Hz}$			2	7	μArms	
Switching Frequency				170		kHz	
Frequency Change	Over Line and Load			24		%	
Package Weight					3	g	
MTTF per MIL-HDBK-217, Rev. F*	Circuit Stress Method						
Ground Benign	$T_A = +25^\circ\text{C}$		7.9			MHr	
TEMPERATURE							
Specification			-25	+25	+85	°C	
Operation			-40		+100	°C	
Storage			-40		+110	°C	

SOLDERING INFORMATION

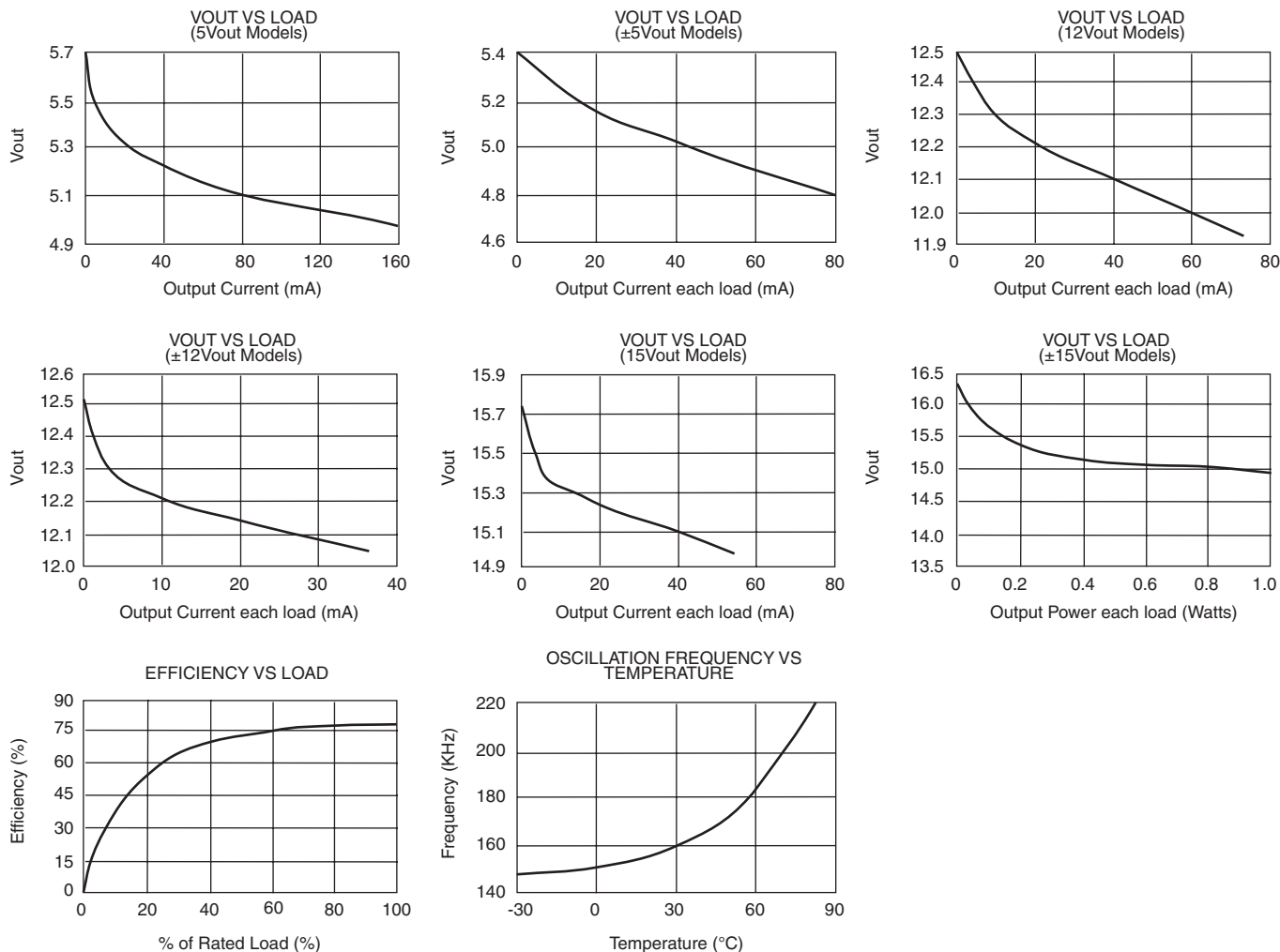
The HPR4XXC devices are intended for wave soldering or manual soldering.

They are not intended to be subject to surface mount processes under any circumstances.

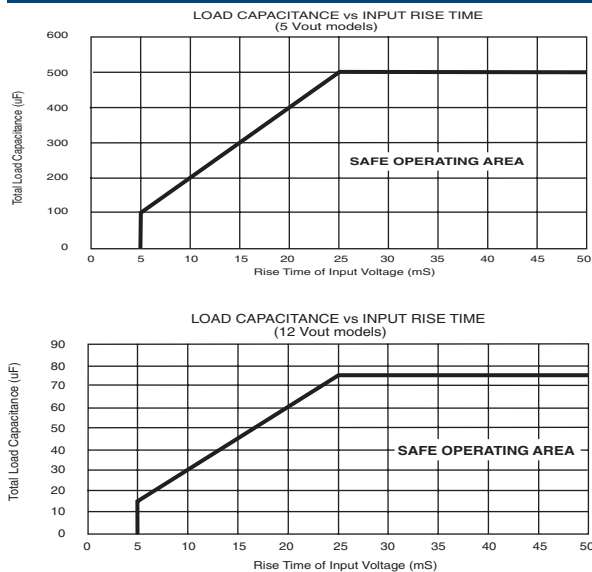
The normal wave soldering process can be used with these devices where the device is subjected to a maximum wave temperature of 260°C for a period of no more than 10 seconds. Within this time and temperature range, the integrity of the device's plastic body will not be compromised and internal temperatures within the converter will not exceed 175°C. Care should be taken to control manual soldering limits identical to that of wave soldering.

TYPICAL PERFORMANCE CURVES

Specifications are at $T_A = +25^\circ\text{C}$ nominal input voltage and nominal load.



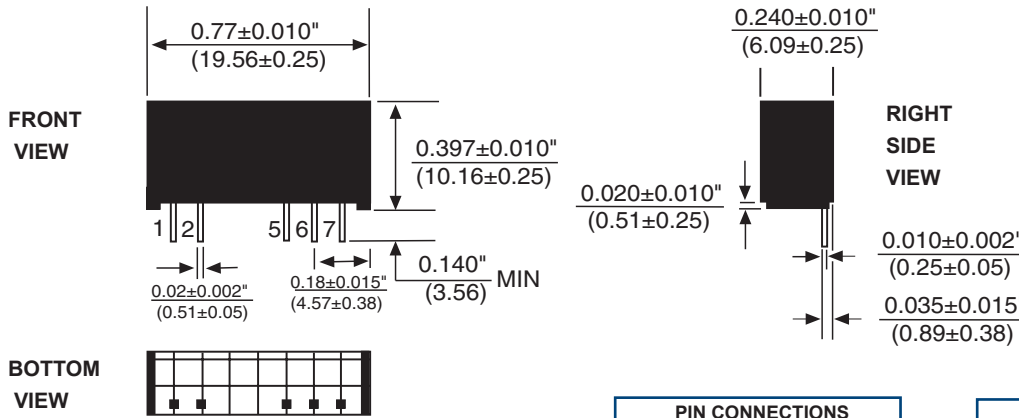
SAFE OPERATING AREA



NOTES:

- 1.) When operated within the SAFE OPERATING AREA as defined by the above curves, the output voltage of HPR4XXC devices is guaranteed to be within 95% of its steady-state value within 100 milliseconds after the input voltage has reached 95% of its steady-state value.
- 2.) For dual output models, total load capacitance is the sum of the capacitances on the plus and minus outputs.

MECHANICAL



PIN CONNECTIONS	
1.	+VIN
2.	-VIN
5.	-VOUT
6.	COM*
7.	+VOUT

*Common pin not present on single output models.

Notes:
 All dimensions are in inches (millimeters).
 GRID: 0.100 inches (2.54 millimeters)
 PIN PLACEMENT TOLERANCE: $\pm 0.015''$
 MATERIAL: Lead material is phosphor bronze; lead finish is 100-300 microinches of matte tin over a barrier layer of 5-40 microinches of nickel.

ABSOLUTE MAXIMUM RATINGS	
Internal Power Dissipation.....	450mW
ShortCircuitDuration	Momentary
Lead Temperature (soldering, 10 seconds max ...)	+300°C*

*NOTE: Refer to Reflow Profile for SMD Models.

ORDERING INFORMATION	
Device Family	<u>HPR</u> <u>4XX</u> <u>C</u>
HPR Indicates DC/DC Converter	
Model Number	Selected from Table of Electrical Characteristics
RoHS Compliant Version	

Murata Power Solutions, Inc.
 11 Cabot Boulevard, Mansfield, MA 02048-1151 U.S.A.
 ISO 9001 and 14001 REGISTERED



This product is subject to the following **operating requirements** and the **Life and Safety Critical Application Sales Policy**:
 Refer to: <http://www.murata-ps.com/requirements/>

Murata Power Solutions, Inc. makes no representation that the use of its products in the circuits described herein, or the use of other technical information contained herein, will not infringe upon existing or future patent rights. The descriptions contained herein do not imply the granting of licenses to make, use, or sell equipment constructed in accordance therewith. Specifications are subject to change without notice. © 2017 Murata Power Solutions, Inc.

X-ON Electronics

Largest Supplier of Electrical and Electronic Components

Click to view similar products for [Isolated DC/DC Converters](#) category:

Click to view products by [Murata](#) manufacturer:

Other Similar products are found below :

[ESM6D044440C05AAQ](#) [FMD15.24G](#) [PSL486-7LR](#) [PSR152.5-7IR](#) [Q48T30020-NBB0](#) [AVO240-48S12B-6L](#) [AVO250-48S28B-6L](#) [NAN-0505](#) [HW-L16D](#) [JAHW100Y1](#) [217-1617-001](#) [22827](#) [SPB05C-12](#) [SQ24S15033-PS0S](#) [18952](#) [19-130041](#) [CE-1003](#) [CE-1004](#) [GQ2541-7R](#) [PSE1000DCDC-12V](#) [RDS180245](#) [MAU228](#) [419-2065-201](#) [449-2075-101](#) [J80-0041NL](#) [V300C24C150BG](#) [419-2062-200](#) [419-2063-401](#) [419-2067-101](#) [419-2067-501](#) [419-2068-001](#) [DCG40-5G](#) [DFC15U48D15](#) [449-2067-000](#) [XGS-0512](#) [XGS-1205](#) [XGS-1212](#) [XGS-2412](#) [XGS-2415](#) [XKS-1215](#) [033456](#) [NCT1000N040R050B](#) [SPB05B-15](#) [SPB05C-15](#) [SSQE48T25025-NAA0G](#) [L-DA20](#) [HP3040-9RG](#) [HP1001-9RTG](#) [XKS-2415](#) [XKS-2412](#)