


# PCB plug-in connectors

<b>Signals &amp; data</b>	Male connectors with THR solder connection	F.2
<b>3.81 mm pitch</b>	Male connectors with solder connection	F.10
	Socket connectors with clamping yoke connection	F.14

SC-SMT 3.81/90G



The plug-in connector system with a 3.81 mm (0.15 inch) pitch has been complemented by a high-temperature-resistant, angled male connector. This version, suitable for reflow soldering, has been optimised for automatic assembly without pick&place pad and can be supplied packaged in antistatic straps. The pin length is suitable for automatic assembly and reflow soldering (1.5 mm) but also wave soldering (3.2 mm).

- 320 V (IEC) / 300 V (UL)
- 14.5 A (IEC) / 8 A (UL)

Technical data

Rated data to IEC 60664-1 / IEC 61984

Clamping range, max.	mm <sup>2</sup>
Solid H05(07) V-U	mm <sup>2</sup>
Stranded H07 V-R	mm <sup>2</sup>
Flexible H05(07) V-K	mm <sup>2</sup>
Flexible with ferrule	mm <sup>2</sup>
Ferrule with plastic collar	mm <sup>2</sup>
Stripping length	mm
Screwdriver blade	mm
according to norm	
Tightening torque range	Nm

Rated current at ambient temperature	20°C	40°C
	A	12

Overvoltage category	III	III	II
Pollution severity	3	2	2

Rated voltage	V	160	160	320
Rated impulse voltage	kV	2.5	2.5	2.5

<b>UL 1059 rated data</b>	<b>B</b>	<b>C</b>	<b>D</b>
Nominal voltage	V	300	300
Rated current	A	8	8

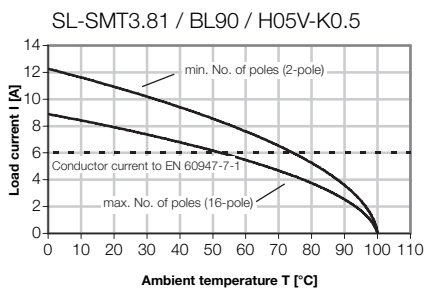
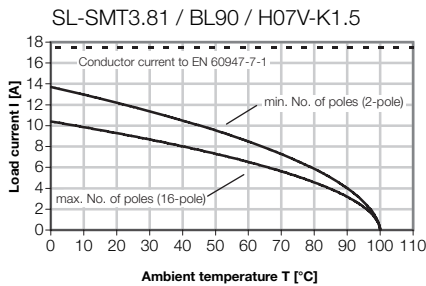
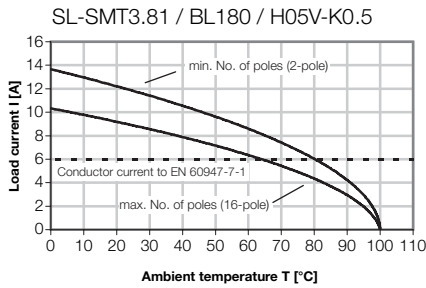
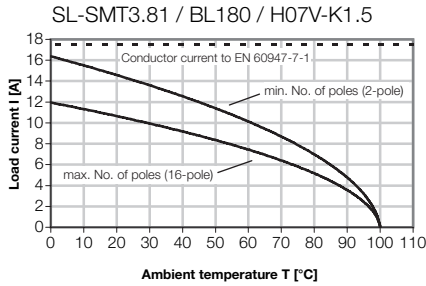
<b>CSA C22.2 rated data</b>	<b>B</b>	<b>C</b>	<b>D</b>
Rated voltage	V	300	300
Rated current	A	5	5

<b>Material data</b>	
Type of insulating material	LCP GF
Flammability class acc. UL94	V-0
Contact base material	CuSn
Material of contact surface	tinned

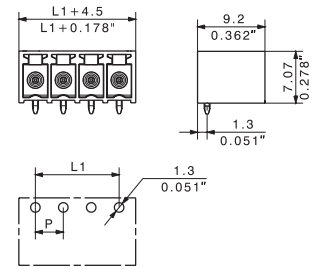

Information

- Additional colours on request
- Rated current related to rated cross-section and min. No. of poles.
- P on drg. = pitch
- Rated data refer only to the component itself. Clearance and creepage distances to other components are to be designed in accordance with the relevant application standards.

Derating curve



SC-SMT 3.81/90G Box



Ordering data

Solder pin length	1.5 mm	3.2 mm
Colour of plastic	black	black

Pitch 3.81 mm					
Poles	L1 mm	(inch)	Qty.	Order No.	Order No.
2	3.81	(0.150)	50	1862960000	1862460000
3	7.62	(0.300)	50	1862970000	1862480000
4	11.43	(0.450)	50	1862980000	1862490000
5	15.24	(0.600)	50	1862990000	1862500000
6	19.05	(0.750)	50	1863000000	1862510000
7	22.86	(0.900)	50	1863040000	1862520000
8	26.67	(1.050)	50	1863050000	1862530000
9	30.48	(1.200)	50	1863060000	1862540000
10	34.29	(1.350)	50	1863070000	1862550000
11	38.10	(1.500)	50	1863080000	1862570000
12	41.91	(1.650)	50	1863090000	1862730000
13	45.72	(1.800)	50	1863100000	1862740000
14	49.53	(1.950)	50	1863110000	1862760000
15	53.34	(2.100)	50	1863120000	1862780000
16	57.12	(2.250)	50	1863130000	1862800000

SC-SMT 3.81/90G Tape

Accessories



Possible colors

Additional colours on request



Coding

See chapter accessories



Ordering data

Solder pin length	1.5 mm	3.2 mm
Colour of plastic	black	black

Pitch 3.81 mm

Poles	L1 mm	(inch)	Qty.	Order No.	Order No.
2	3.81	(0.150)	415	1863140000	1862810000
3	7.62	(0.300)	415	1863150000	1862840000
4	11.43	(0.450)	415	1863160000	1862860000
5	15.24	(0.600)	415	1863170000	1862870000
6	19.05	(0.750)	415	1863180000	1862880000
7	22.86	(0.900)	415	1863190000	1862890000
8	26.67	(1.050)	415	1863200000	1862900000
9	30.48	(1.200)	415	1863210000	1862910000
10	34.29	(1.350)	415	1863220000	1862930000

Marking strips

See chapter accessories



Tape widths: 32, 44, 56, 72, 88

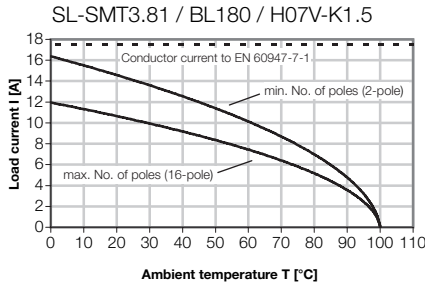
SC-SMT 3.81/90LF



The high-temperature-resistant, angled male connector has been optimised for automatic assembly without pick&place pad and can be supplied packaged in antistatic straps. The solder flange version provides for additional fixity to the PCB without screws. The Weidmüller male connector with 3.81 mm pitch has a closed contact cavity and provides space for printing and coding.

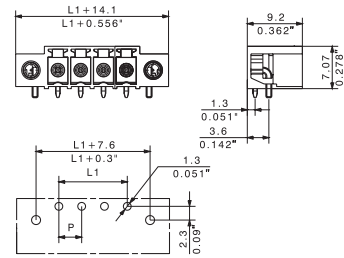
- 320 V (IEC) / 300 V (UL)
- 14.5 A (IEC) / 8 A (UL)

Derating curve



SC-SMT 3.81/90LF Box

with solder flange



F

Technical data

Rated data to IEC 60664-1 / IEC 61984

Clamping range, max.	mm <sup>2</sup>	
Solid H05(07) V-U	mm <sup>2</sup>	
Stranded H07 V-R	mm <sup>2</sup>	
Flexible H05(07) V-K	mm <sup>2</sup>	
Flexible with ferrule	mm <sup>2</sup>	
Ferrule with plastic collar	mm <sup>2</sup>	
Stripping length	mm	
Screwdriver blade	mm	
according to norm		
Tightening torque range	Nm	

Rated current at ambient temperature	20°C	40°C
	A	12

Overvoltage category	III	III	II
Pollution severity	3	2	2

Rated voltage	V	160	160	320
Rated impulse voltage	kV	2.5	2.5	2.5

UL 1059 rated data	B	C	D
Nominal voltage	V	300	300
Rated current	A	8	8

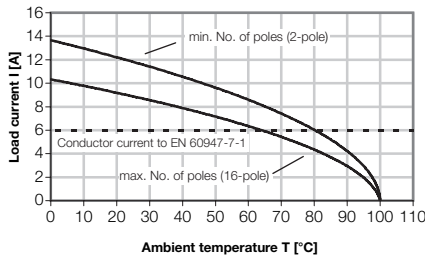
CSA C22.2 rated data	B	C	D
Rated voltage	V	300	300
Rated current	A	5	5

Material data	
Type of insulating material	LCP GF
Flammability class acc. UL94	V-0
Contact base material	CuSn
Material of contact surface	tinned

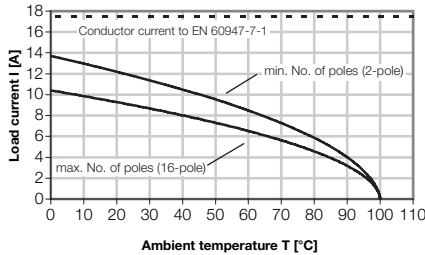
Information

- Additional colours on request
- Rated current related to rated cross-section and min. No. of poles.
- P on drg. = pitch
- Rated data refer only to the component itself. Clearance and creepage distances to other components are to be designed in accordance with the relevant application standards.

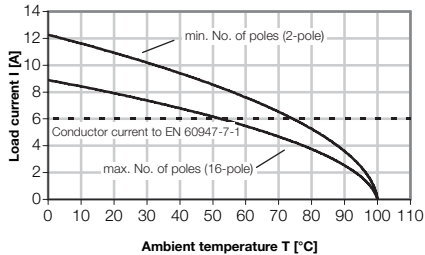
SL-SMT3.81 / BL180 / H05V-K0.5



SL-SMT3.81 / BL90 / H07V-K1.5



SL-SMT3.81 / BL90 / H05V-K0.5



Ordering data

Solder pin length	1.5 mm	3.2 mm
Colour of plastic	black	black

Pitch 3.81 mm					
Poles	L1 mm	(inch)	Qty.	Order No.	Order No.
2	3.81	(0.150)	50	1862560000	1863670000
3	7.62	(0.300)	50	1862580000	1863680000
4	11.43	(0.450)	50	1862590000	1863690000
5	15.24	(0.600)	50	1862600000	1863700000
6	19.05	(0.750)	50	1862610000	1863710000
7	22.86	(0.900)	50	1862620000	1863740000
8	26.67	(1.050)	50	1862630000	1863760000
9	30.48	(1.200)	50	1862640000	1863770000
10	34.29	(1.350)	50	1862650000	1863790000
11	38.10	(1.500)	50	1862660000	1863810000
12	41.91	(1.650)	50	1862670000	1863820000
13	45.72	(1.800)	50	1862680000	1863840000
14	49.53	(1.950)	50	1862690000	1863850000
15	53.34	(2.100)	50	1862700000	1863860000
16	57.12	(2.250)	50	1862710000	1863870000

SC-SMT 3.81/90LF Tape

with solder flange



Accessories

Possible colors

Additional colours on request



Coding

See chapter accessories



Ordering data

Solder pin length	1.5 mm	3.2 mm
Colour of plastic	black	black

Pitch 3.81 mm

Poles	L1 mm	(inch)	Qty.	Order No.	Order No.
2	3.81	(0.150)	415	1862720000	1863890000
3	7.62	(0.300)	415	1862750000	1863970000
4	11.43	(0.450)	415	1862770000	1863980000
5	15.24	(0.600)	415	1862790000	1863990000
6	19.05	(0.750)	415	1862820000	1864000000
7	22.86	(0.900)	415	1862830000	1864010000
8	26.67	(1.050)	415	1862850000	1864020000

Marking strips

See chapter accessories



Tape widths: 32, 44, 56, 72, 88

SC-SMT 3.81/180G



The plug-in connector system with a 3.81 mm (0.15 inch) pitch has been complemented by a high-temperature-resistant, straight male connector. This version, suitable for reflow soldering, has been optimised for automatic assembly with pick&place pad and can be supplied packaged in antistatic straps. The pin length is suitable for automatic assembly and reflow soldering (1.5 mm) but also lead-free wave soldering (3.2 mm).

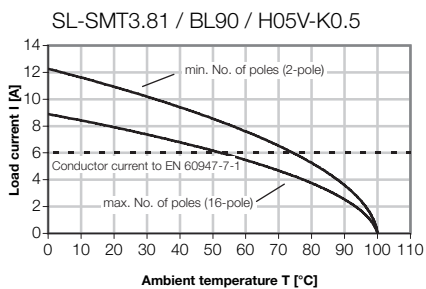
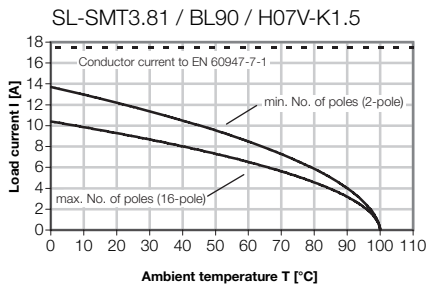
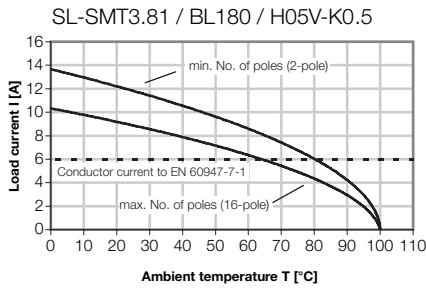
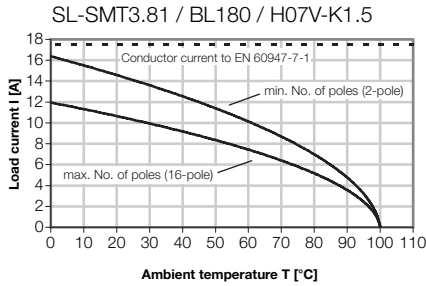
- 320 V (IEC) / 300 V (UL)
- 14.5 A (IEC) / 8 A (UL)

Technical data

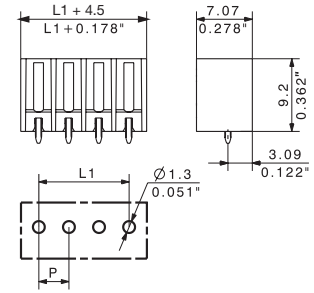
Rated data to IEC 60664-1 / IEC 61984			
Clamping range, max.	mm <sup>2</sup>		
Solid H05(07) V-U	mm <sup>2</sup>		
Stranded H07 V-R	mm <sup>2</sup>		
Flexible H05(07) V-K	mm <sup>2</sup>		
Flexible with ferrule	mm <sup>2</sup>		
Ferrule with plastic collar	mm <sup>2</sup>		
Stripping length	mm		
Screwdriver blade	mm		
according to norm			
Tightening torque range	Nm		
<b>Rated current at ambient temperature</b>			
		20°C	40°C
	A	14.5	12
<b>Overvoltage category</b>			
		III	III
<b>Pollution severity</b>			
		3	2
		2	2
Rated voltage	V	160	160
Rated impulse voltage	kV	2.5	2.5
<b>UL 1059 rated data</b>			
		B	C
		D	
Nominal voltage	V	300	300
Rated current	A	8	8
AWG conductor			
<b>CSA C22.2 rated data</b>			
		B	C
		D	
Rated voltage	V	300	300
Rated current	A	5	5
AWG conductor			
<b>Material data</b>			
Type of insulating material		LCP GF	
Flammability class acc. UL94		V-0	
Contact base material		CuSn	
Material of contact surface		tinned	

- Information**
- Additional colours on request
  - Rated current related to rated cross-section and min. No. of poles.
  - P on drg. = pitch
  - Rated data refer only to the component itself. Clearance and creepage distances to other components are to be designed in accordance with the relevant application standards.

Derating curve



SC-SMT 3.81/180G Box



Ordering data

Solder pin length	1.5 mm	3.2 mm		
Colour of plastic	black	black		
<b>Pitch 3.81 mm</b>				
Poles	L1 mm (inch)	Qty.	Order No.	Order No.
2	3.81 (0.150)	50	1863720000	1862920000
3	7.62 (0.300)	50	1863730000	1862940000
4	11.43 (0.450)	50	1863750000	1862950000
5	15.24 (0.600)	50	1863780000	1863010000
6	19.05 (0.750)	50	1863830000	1863020000
7	22.86 (0.900)	50	1863880000	1863030000
8	26.67 (1.050)	50	1863900000	1863240000
9	30.48 (1.200)	50	1863910000	1863270000
10	34.29 (1.350)	50	1863920000	1863290000
11	38.10 (1.500)	50	1863930000	1863320000
12	41.91 (1.650)	50	1863940000	1863330000
13	45.72 (1.800)	50	1863950000	1863350000
14	49.53 (1.950)	50	1863960000	1863370000
15	53.34 (2.100)	50	1864030000	1863400000
16	57.12 (2.250)	50	1864040000	1863420000

SC-SMT 3.81/180G Tape

Accessories



Possible colors

Additional colours on request



Coding

See chapter accessories



Ordering data

Solder pin length	1.5 mm	3.2 mm
Colour of plastic	black	black

Pitch 3.81 mm

Poles	L1 mm	(inch)	Qty.	Order No.	Order No.
2	3.81	(0.150)	300	1864050000	1863450000
3	7.62	(0.300)	300	1864060000	1863470000
4	11.43	(0.450)	300	1864290000	1863490000
5	15.24	(0.600)	300	1864300000	1863540000
6	19.05	(0.750)	300	1864310000	1863560000
7	22.86	(0.900)	300	1864320000	1863570000
8	26.67	(1.050)	300	1864330000	1863590000
9	30.48	(1.200)	300	1864340000	1863630000
10	34.29	(1.350)	300	1864350000	1863660000

Marking strips

See chapter accessories



Tape widths: 32, 44, 56, 72, 88

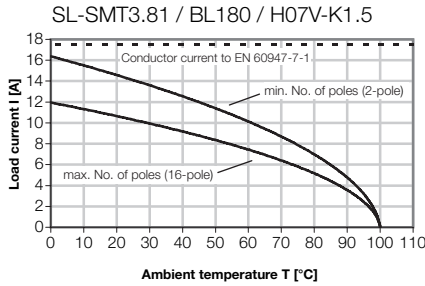
SC-SMT 3.81/180LF



The high-temperature-resistant, straight male connector has been optimised for automatic assembly with pick&place pad and can be supplied packaged in antistatic straps. The solder flange version provides for additional fixity to the PCB without screws. The Weidmüller male connector with 3.81 mm pitch has a closed contact cavity and provides space for printing and coding.

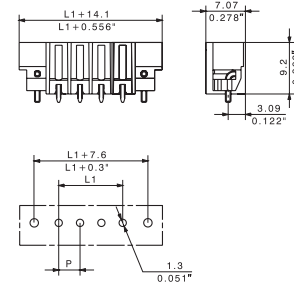
- 320 V (IEC) / 300 V (UL)
- 14.5 A (IEC) / 8 A (UL)

Derating curve



SC-SMT 3.81/180LF Box

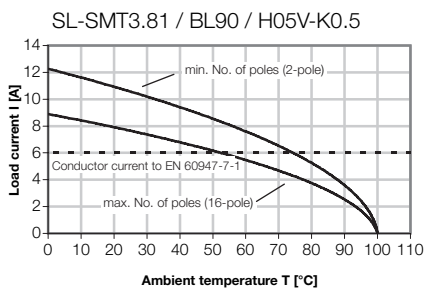
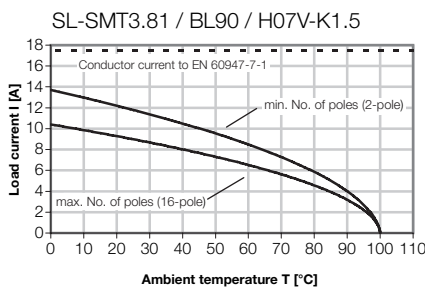
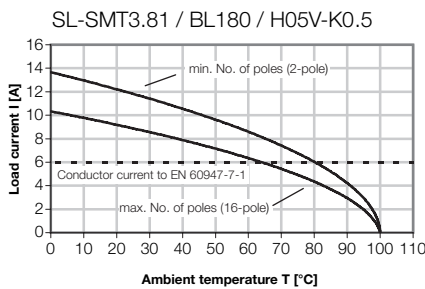
with solder flange



Technical data

Rated data to IEC 60664-1 / IEC 61984			
Clamping range, max.	mm <sup>2</sup>		
Solid H05(07) V-U	mm <sup>2</sup>		
Stranded H07 V-R	mm <sup>2</sup>		
Flexible H05(07) V-K	mm <sup>2</sup>		
Flexible with ferrule	mm <sup>2</sup>		
Ferrule with plastic collar	mm <sup>2</sup>		
Stripping length	mm		
Screwdriver blade	mm		
according to norm			
Tightening torque range	Nm		
Rated current at ambient temperature			
	A	20°C	40°C
		14.5	12
Overvoltage category			
		III	III
Pollution severity			
		3	2
Rated voltage	V	160	160
Rated impulse voltage	kV	2.5	2.5
		2.5	2.5
UL 1059 rated data			
		B	C
Nominal voltage	V	300	300
Rated current	A	8	8
AWG conductor			
CSA C22.2 rated data			
		B	C
Rated voltage	V	300	300
Rated current	A	5	5
AWG conductor			
Material data			
Type of insulating material		LCP GF	
Flammability class acc. UL94		V-0	
Contact base material		CuSn	
Material of contact surface		tinned	

- Information**
- Additional colours on request
  - Rated current related to rated cross-section and min. No. of poles.
  - P on drg. = pitch
  - Rated data refer only to the component itself. Clearance and creepage distances to other components are to be designed in accordance with the relevant application standards.



Ordering data

Solder pin length	1.5 mm	3.2 mm			
Colour of plastic	black	black			
Pitch 3.81 mm					
Poles	L1 mm	(inch)	Qty.	Order No.	Order No.
2	3.81	(0.150)	50	1864070000	1863230000
3	7.62	(0.300)	50	1864080000	1863250000
4	11.43	(0.450)	50	1864090000	1863260000
5	15.24	(0.600)	50	1864100000	1863280000
6	19.05	(0.750)	50	1864110000	1863300000
7	22.86	(0.900)	50	1864120000	1863310000
8	26.67	(1.050)	50	1864130000	1863340000
9	30.48	(1.200)	50	1864140000	1863360000
10	34.29	(1.350)	50	1864150000	1863380000
11	38.10	(1.500)	50	1864160000	1863390000
12	41.91	(1.650)	50	1864170000	1863410000
13	45.72	(1.800)	50	1864180000	1863430000
14	49.53	(1.950)	50	1864190000	1863440000
15	53.34	(2.100)	50	1864200000	1863460000
16	57.12	(2.250)	50	1864210000	1863480000



SC-SMT 3.81/180LF Tape

with solder flange



Accessories

Possible colors

Additional colours on request



Coding

See chapter accessories



Ordering data

Solder pin length	1.5 mm	3.2 mm
Colour of plastic	black	black

Pitch 3.81 mm

Poles	L1 mm	(inch)	Qty.	Order No.	Order No.
2	3.81	(0.150)	300	1864220000	1863500000
3	7.62	(0.300)	300	1864230000	1863510000
4	11.43	(0.450)	300	1864240000	1863530000
5	15.24	(0.600)	300	1864250000	1863580000
6	19.05	(0.750)	300	1864260000	1863600000
7	22.86	(0.900)	300	1864270000	1863620000
8	26.67	(1.050)	300	1864280000	1863640000


Marking strips

See chapter accessories



Tape widths: 32, 44, 56, 72, 88

SC 3.81/90



The male connector system with a 3.81 mm (0.15 inch) pitch extends the range of products for the designer in the practical 3... mm pitch. The male connector is available with a 90° (angled) outlet direction. The Weidmüller male connectors are compatible with the layout of customary plug-in connectors with 3.81 mm pitch and provide space for printing and coding.

- 250 V (IEC) / 300 V (UL)
- 17.5 A (IEC) / 14 A (UL)

F

Technical data

Rated data to IEC 60664-1 / IEC 61984

Clamping range, max.	mm <sup>2</sup>
Solid H05(07) V-U	mm <sup>2</sup>
Stranded H07 V-R	mm <sup>2</sup>
Flexible H05(07) V-K	mm <sup>2</sup>
Flexible with ferrule	mm <sup>2</sup>
Ferrule with plastic collar	mm <sup>2</sup>
Stripping length	mm
Screwdriver blade	mm
according to norm	
Tightening torque range	Nm

Rated current at ambient temperature	20°C	40°C
	A	A

Overvoltage category	III	III	II
Pollution severity	3	2	2

Rated voltage	V	125	125	250
Rated impulse voltage	kV	2.5	2.5	2.5

UL 1059 rated data

	B	C	D
Nominal voltage	V	300	300
Rated current	A	14	10

CSA C22.2 rated data

	B	C	D
Rated voltage	V	300	300
Rated current	A	14	10

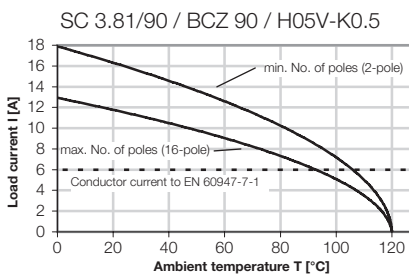
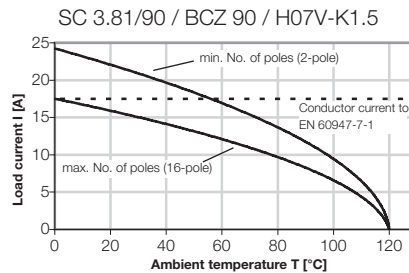
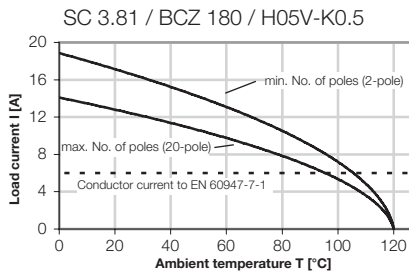
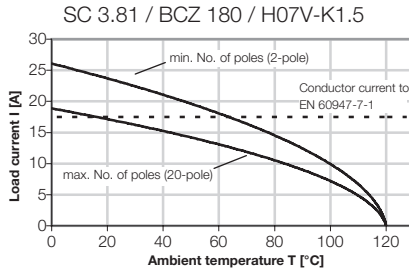
Material data

Type of insulating material	PA GF
Flammability class acc. UL94	V-0
Contact base material	CuSn
Material of contact surface	tinned

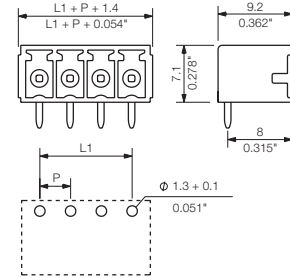
Information

- Additional colours on request
- Rated current related to rated cross-section and min. No. of poles.
- P on drg. = pitch
- Rated data refer only to the component itself. Clearance and creepage distances to other components are to be designed in accordance with the relevant application standards.
- Technical specifications applicable from October 2007

Derating curve



SC 3.81/90G



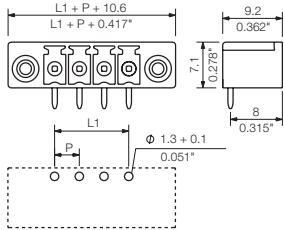
Ordering data

Solder pin length	3.2 mm	3.2 mm
Colour of plastic	orange	black

Pitch 3.81 mm					
Poles	L1 mm	(inch)	Qty.	Order No.	Order No.
2	3.81	(0.150)	100	1942020000	1793130000
3	7.62	(0.300)	50	1942040000	1793140000
4	11.43	(0.450)	50	1942070000	1793150000
5	15.24	(0.600)	50	1942090000	1793160000
6	19.05	(0.750)	50	1942100000	1793170000
7	22.86	(0.900)	50	1942120000	1942350000
8	26.67	(1.050)	50	1942130000	1793180000
9	30.48	(1.200)	50	1942140000	1942360000
10	34.29	(1.350)	50	1942150000	1793190000
11	38.10	(1.500)	50	1942160000	1942370000
12	41.91	(1.650)	50	1942170000	1793200000
13	45.72	(1.800)	50	1942180000	1942380000
14	49.53	(1.950)	50	1942190000	1942390000
15	53.34	(2.100)	50	1942200000	1942400000
16	57.12	(2.250)	50	1942210000	1793210000
17	60.93	(2.400)	50	1942220000	1942410000
18	64.74	(2.550)	50	1942230000	1942420000
19	68.55	(2.700)	50	1942240000	1942430000
20	72.36	(2.850)	50	1942250000	1942440000

SC 3.81/90F

with screw flange



Accessories

Possible colors

Additional colours on request



Coding

See chapter accessories

Ordering data

Solder pin length	3.2 mm	3.2 mm
Colour of plastic	orange	black

Pitch 3.81 mm

Poles	L1 mm	(inch)	Qty.	Order No.	Order No.
2	3.81	(0.150)	100	1942450000	1793330000
3	7.62	(0.300)	50	1942460000	1793340000
4	11.43	(0.450)	50	1942470000	1793350000
5	15.24	(0.600)	50	1942480000	1793360000
6	19.05	(0.750)	50	1942490000	1793370000
7	22.86	(0.900)	50	1942500000	1942740000
8	26.67	(1.050)	50	1942510000	1793380000
9	30.48	(1.200)	50	1942520000	1942750000
10	34.29	(1.350)	50	1942530000	1793390000
11	38.10	(1.500)	50	1942540000	1942760000
12	41.91	(1.650)	50	1942550000	1793400000
13	45.72	(1.800)	50	1942560000	1942770000
14	49.53	(1.950)	50	1942570000	1942780000
15	53.34	(2.100)	50	1942580000	1942790000
16	57.12	(2.250)	50	1942590000	1793410000
17	60.93	(2.400)	50	1942600000	1942800000
18	64.74	(2.550)	50	1942610000	1942810000
19	68.55	(2.700)	50	1942620000	1942820000
20	72.36	(2.850)	50	1942630000	1942830000



Marking strips

See chapter accessories



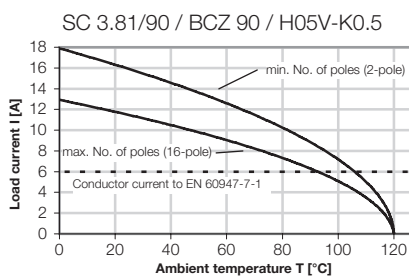
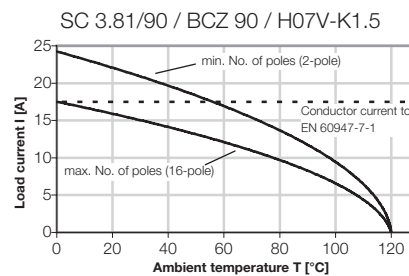
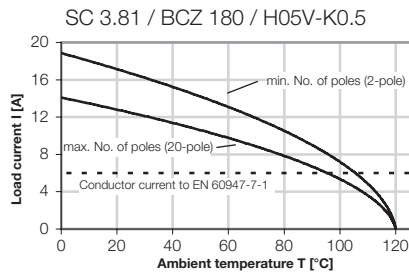
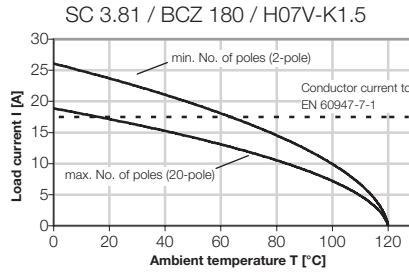
SC 3.81/180



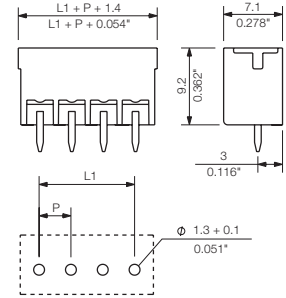
The male connector system with a 3.81 mm (0.15 inch) pitch extends the range of products for the designer in the practical 3... mm pitch. The male connector is available with a 180° (straight) outlet direction. The Weidmüller male connectors are compatible with the layout of customary plug-in connectors with 3.81 mm pitch and provide space for printing and coding.

- 250 V (IEC) / 300 V (UL)
- 17.5 A (IEC) / 14 A (UL)

Derating curve



SC 3.81/180G



Ordering data

Solder pin length	3.2 mm	3.2 mm
Colour of plastic	orange	black

Pitch 3.81 mm					
Poles	L1 mm	(inch)	Qty.	Order No.	Order No.
2	3.81	(0.150)	100	1942840000	1793520000
3	7.62	(0.300)	50	1942850000	1793530000
4	11.43	(0.450)	50	1942860000	1793540000
5	15.24	(0.600)	50	1942870000	1793550000
6	19.05	(0.750)	50	1942880000	1793560000
7	22.86	(0.900)	50	1942890000	1871490000
8	26.67	(1.050)	50	1942900000	1793570000
9	30.48	(1.200)	50	1942910000	1871470000
10	34.29	(1.350)	50	1942920000	1793580000
11	38.10	(1.500)	50	1942930000	1943100000
12	41.91	(1.650)	50	1942940000	1793590000
13	45.72	(1.800)	50	1942950000	1943110000
14	49.53	(1.950)	50	1942960000	1943120000
15	53.34	(2.100)	50	1942970000	1943130000
16	57.12	(2.250)	50	1942980000	1793600000
17	60.93	(2.400)	50	1942990000	1943140000
18	64.74	(2.550)	50	1943000000	1943150000
19	68.55	(2.700)	50	1943010000	1943160000
20	72.36	(2.850)	50	1943020000	1943170000

F

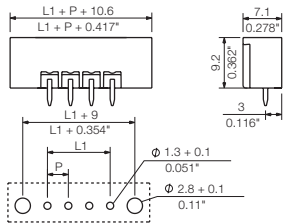
Technical data

Rated data to IEC 60664-1 / IEC 61984				
Clamping range, max.	mm <sup>2</sup>			
Solid H05(07) V-U	mm <sup>2</sup>			
Stranded H07 V-R	mm <sup>2</sup>			
Flexible H05(07) V-K	mm <sup>2</sup>			
Flexible with ferrule	mm <sup>2</sup>			
Ferrule with plastic collar	mm <sup>2</sup>			
Stripping length	mm			
Screwdriver blade	mm			
according to norm				
Tightening torque range	Nm			
Rated current at ambient temperature	20°C	40°C		
	A	17.5	17.5	
Overvoltage category	III	III	II	
Pollution severity	3	2	2	
Rated voltage	V	160	160	320
Rated impulse voltage	kV	2.5	2.5	2.5
UL 1059 rated data	B	C	D	
Nominal voltage	V	300	300	
Rated current	A	14	10	
AWG conductor				
CSA C22.2 rated data	B	C	D	
Rated voltage	V	300	300	
Rated current	A	14	10	
AWG conductor				
Material data				
Type of insulating material		PA GF		
Flammability class acc. UL94		V-0		
Contact base material		CuMg		
Material of contact surface		tinned		

- Information**
- Additional colours on request
  - Rated current related to rated cross-section and min. No. of poles.
  - P on drg. = pitch
  - Rated data refer only to the component itself. Clearance and creepage distances to other components are to be designed in accordance with the relevant application standards.
  - Technical specifications applicable from October 2007

SC 3.81/180F

with screw flange



Accessories

Possible colors

Additional colours on request



Coding

See chapter accessories

Ordering data

Solder pin length	3.2 mm	3.2 mm
Colour of plastic	orange	black

Pitch 3.81 mm

Poles	L1 mm	(inch)	Qty.	Order No.	Order No.
2	3.81	(0.150)	100	1943180000	1793700000
3	7.62	(0.300)	50	1943190000	1793710000
4	11.43	(0.450)	50	1943200000	1793720000
5	15.24	(0.600)	50	1943210000	1793730000
6	19.05	(0.750)	50	1943220000	1793740000
7	22.86	(0.900)	50	1943230000	1837010000
8	26.67	(1.050)	50	1943240000	1793750000
9	30.48	(1.200)	50	1943250000	1943470000
10	34.29	(1.350)	50	1943260000	1793760000
11	38.10	(1.500)	50	1943270000	1943480000
12	41.91	(1.650)	50	1943280000	1793770000
13	45.72	(1.800)	50	1943290000	1943490000
14	49.53	(1.950)	50	1943300000	1943500000
15	53.34	(2.100)	50	1943310000	1943510000
16	57.12	(2.250)	50	1943320000	1793780000
17	60.93	(2.400)	50	1943330000	1943520000
18	64.74	(2.550)	50	1943340000	1943530000
19	68.55	(2.700)	50	1943350000	1943540000
20	72.36	(2.850)	50	1943360000	1943550000



Marking strips

See chapter accessories



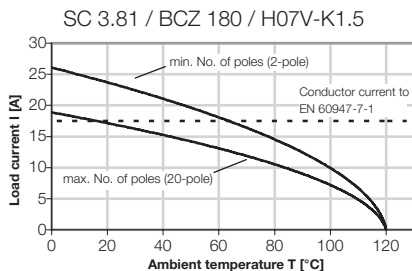
BCZ 3.81/180



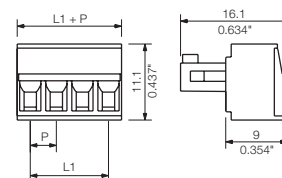
Socket connectors with screw clamping yoke connection for conductor connection with straight outlet at 3.81 mm pitch. The socket connectors are also available with flange and release bar. They provide space for labelling and can be coded.

- 0.2 - 1.5 mm<sup>2</sup> (IEC) / 28 - 16 AWG (UL)
- 250 V (IEC) / 300 V (UL)
- 17.5 A (IEC) / 14 A (UL)

Derating curve



BCZ 3.81/180

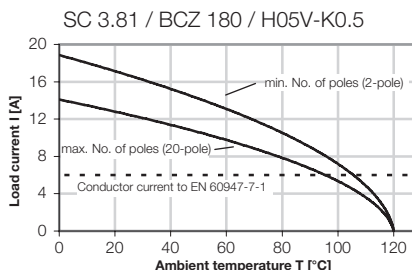


F

Technical data

<b>Rated data to IEC 60664-1 / IEC 61984</b>			
Clamping range, max.	mm <sup>2</sup>	0.08...1.5	
Solid H05(07) V-U	mm <sup>2</sup>	0.2...1.5	
Stranded H07 V-R	mm <sup>2</sup>		
Flexible H05(07) V-K	mm <sup>2</sup>	0.2...1.5	
Flexible with ferrule	mm <sup>2</sup>	0.2...1.5	
Ferrule with plastic collar	mm <sup>2</sup>	0.2...1.5	
Stripping length	mm	6.5	
Screwdriver blade	mm	0.4 x 2.5	
according to norm		DIN 5264	
Tightening torque range	Nm	0.2...0.3	
<b>Rated current at ambient temperature</b>			
	A	20°C	40°C
		17.5	17.5
<b>Overvoltage category</b>			
		III	III
<b>Pollution severity</b>			
		3	2
		2	2
Rated voltage	V	150	150
Rated impulse voltage	kV	2.5	2.5
<b>UL 1059 rated data</b>			
		B	C
Nominal voltage	V	300	300
Rated current	A	14	10
AWG conductor		28-16	
<b>CSA C22.2 rated data</b>			
		B	C
Rated voltage	V	300	300
Rated current	A	14	10
AWG conductor		22-14	
<b>Material data</b>			
Type of insulating material		PA GF	
Flammability class acc. UL94		V-0	
Contact base material		Cu alloy	
Material of contact surface		tinned	
<b>Information</b>			

- Additional colours on request
- Rated current related to rated cross-section and min. No. of poles.
- Wire end ferrule without plastic collar to DIN 46228 pt 1
- Wire end ferrule with plastic collar to DIN 46228 pt 4
- P on drg. = pitch
- Rated data refer only to the component itself. Clearance and creepage distances to other components are to be designed in accordance with the relevant application standards.
- Technical specifications applicable from October 2007

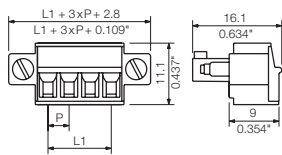


Ordering data

<b>Solder pin length</b>					
<b>Colour of plastic</b>					
			<b>orange</b>	<b>black</b>	
<b>Pitch 3.81 mm</b>					
Poles	L1 mm	(inch)	Qty.	Order No.	Order No.
2	3.81	(0.150)	50	1940730000	1792770000
3	7.62	(0.300)	50	1940740000	1792780000
4	11.43	(0.450)	50	1940750000	1792790000
5	15.24	(0.600)	50	1940760000	1792800000
6	19.05	(0.750)	50	1940770000	1792810000
7	22.86	(0.900)	50	1940780000	1871410000
8	26.67	(1.050)	50	1940790000	1792820000
9	30.48	(1.200)	50	1940800000	1871390000
10	34.29	(1.350)	50	1940810000	1792830000
11	38.10	(1.500)	50	1940820000	1899400000
12	41.91	(1.650)	50	1940830000	1792840000
13	45.72	(1.800)	50	1940840000	1899440000
14	49.53	(1.950)	50	1940850000	1899480000
15	53.34	(2.100)	50	1940860000	1899520000
16	57.12	(2.250)	50	1940870000	1792850000
17	60.93	(2.400)	50	1940880000	1940970000
18	64.74	(2.550)	50	1940890000	1940980000
19	68.55	(2.700)	50	1940910000	1940990000
20	72.36	(2.850)	50	1940920000	1941000000

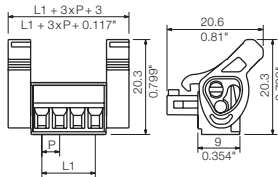
**BCZ 3.81/180F**

with flange



**BCZ 3.81/180LR**

with release bar



**Accessories**

**Possible colors**

Additional colours on request



**Marking strips**

See chapter accessories



**Screwdriver**

See chapter accessories  
Order No. 9008370000



**Socket connectors with strain relief**

Parts available on request



**Ordering data**

Solder pin length

Colour of plastic orange black

**Pitch 3.81 mm**

Poles	L1 mm	(inch)	Qty.	Order No.	Order No.
2	3.81	(0.150)	50	1941010000	1792950000
3	7.62	(0.300)	50	1941020000	1792960000
4	11.43	(0.450)	50	1941030000	1792970000
5	15.24	(0.600)	50	1941040000	1792980000
6	19.05	(0.750)	50	1941050000	1792990000
7	22.86	(0.900)	50	1941060000	1837020000
8	26.67	(1.050)	50	1941070000	1793000000
9	30.48	(1.200)	50	1941080000	1899530000
10	34.29	(1.350)	50	1941090000	1793010000
11	38.10	(1.500)	50	1941100000	1899550000
12	41.91	(1.650)	50	1941110000	1793020000
13	45.72	(1.800)	50	1941120000	1899570000
14	49.53	(1.950)	50	1941130000	1899590000
15	53.34	(2.100)	50	1941140000	1899610000
16	57.12	(2.250)	50	1941150000	1793030000
17	60.93	(2.400)	50	1941160000	1941360000
18	64.74	(2.550)	50	1941170000	1941370000
19	68.55	(2.700)	50	1941180000	1941380000
20	72.36	(2.850)	50	1941190000	1941390000

**Ordering data**

Solder pin length

Colour of plastic orange black

**Pitch 3.81 mm**

Poles	L1 mm	(inch)	Qty.	Order No.	Order No.
2	3.81	(0.150)	100	1941400000	1941780000
3	7.62	(0.300)	100	1941410000	1941790000
4	11.43	(0.450)	50	1941420000	1941800000
5	15.24	(0.600)	50	1941430000	1941810000
6	19.05	(0.750)	50	1941440000	1941820000
7	22.86	(0.900)	50	1941450000	1941830000
8	26.67	(1.050)	50	1941460000	1941840000
9	30.48	(1.200)	50	1941470000	1941850000
10	34.29	(1.350)	50	1941480000	1941860000
11	38.10	(1.500)	50	1941490000	1941870000
12	41.91	(1.650)	50	1941500000	1941880000
13	45.72	(1.800)	50	1941510000	1941890000
14	49.53	(1.950)	50	1941520000	1941900000
15	53.34	(2.100)	50	1941530000	1941910000
16	57.12	(2.250)	50	1941540000	1941920000
17	60.93	(2.400)	50	1941550000	1941930000
18	64.74	(2.550)	50	1941560000	1941940000
19	68.55	(2.700)	50	1941570000	1941950000
20	72.36	(2.850)	50	1941580000	1941960000

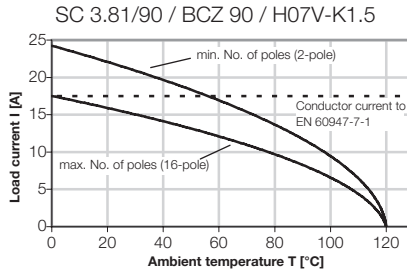
BCZ 3.81/90



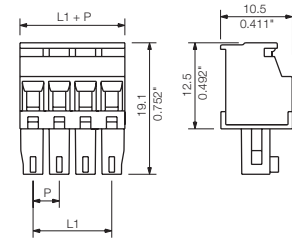
Socket connectors with screw clamping yoke connection for conductor connection with angled outlet direction (90°) at 3.81 mm pitch. The socket connectors are also available with flange. They provide space for labelling and can be coded.

- 0.2 - 1.5 mm<sup>2</sup> (IEC) / 28 - 16 AWG (UL)
- 250 V (IEC) / 300 V (UL)
- 17.5 A (IEC) / 14 A (UL)

Derating curve



BCZ 3.81/90



F

Technical data

Rated data to IEC 60664-1 / IEC 61984

Clamping range, max.	mm <sup>2</sup>	0.08...1.5	
Solid H05(07) V-U	mm <sup>2</sup>	0.2...1.5	
Stranded H07 V-R	mm <sup>2</sup>		
Flexible H05(07) V-K	mm <sup>2</sup>	0.2...1.5	
Flexible with ferrule	mm <sup>2</sup>	0.2...1.5	
Ferrule with plastic collar	mm <sup>2</sup>	0.2...1.5	
Stripping length	mm	6.5	
Screwdriver blade	mm	0.4 x 2.5	
according to norm		DIN 5264	
Tightening torque range	Nm	0.2...0.3	

Rated current at ambient temperature		20°C	40°C
	A	17.5	17.5

Overvoltage category		III	III	II
Pollution severity		3	2	2

Rated voltage	V	150	150	320
Rated impulse voltage	kV	2.5	2.5	2.5

UL 1059 rated data

		B	C	D
Nominal voltage	V	300	300	
Rated current	A	14	10	
AWG conductor		28-16		

CSA C22.2 rated data

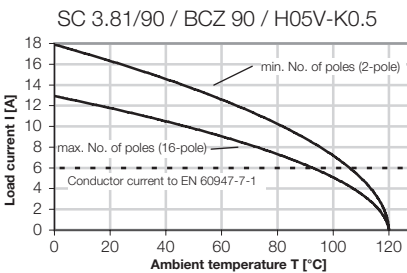
		B	C	D
Rated voltage	V	300	300	
Rated current	A	14	10	
AWG conductor		22-14		

Material data

Type of insulating material	PA GF
Flammability class acc. UL94	V-0
Contact base material	Cu alloy
Material of contact surface	tinned

Information

- Additional colours on request
- Rated current related to rated cross-section and min. No. of poles.
- Wire end ferrule without plastic collar to DIN 46228 pt 1
- Wire end ferrule with plastic collar to DIN 46228 pt 4
- P on drg. = pitch
- Rated data refer only to the component itself. Clearance and creepage distances to other components are to be designed in accordance with the relevant application standards.
- Technical specifications applicable from October 2007



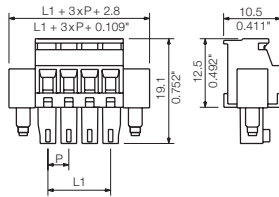
Ordering data

Solder pin length					
Colour of plastic		orange	black		
<b>Pitch 3.81 mm</b>					
Poles	L1 mm	(inch)	Qty.	Order No.	Order No.
2	3.81	(0.150)	100	1939820000	1798500000
3	7.62	(0.300)	50	1939830000	1798120000
4	11.43	(0.450)	50	1939840000	1798550000
5	15.24	(0.600)	50	1939860000	1798570000
6	19.05	(0.750)	50	1939870000	1798590000
7	22.86	(0.900)	50	1939880000	1858960000
8	26.67	(1.050)	50	1939890000	1798130000
9	30.48	(1.200)	50	1939900000	1871430000
10	34.29	(1.350)	50	1939910000	1798610000
11	38.10	(1.500)	50	1939920000	1899380000
12	41.91	(1.650)	50	1939930000	1798630000
13	45.72	(1.800)	50	1939940000	1899420000
14	49.53	(1.950)	50	1939950000	1899460000
15	53.34	(2.100)	50	1939960000	1899500000
16	57.12	(2.250)	50	1939970000	1798660000



**BCZ 3.81/90F**

with flange



**Accessories**

**Possible colors**

Additional colours on request



**Marking strips**

See chapter accessories



**Screwdriver**

See chapter accessories  
Order No. 9008370000



**Ordering data**

Solder pin length

Colour of plastic  orange  black

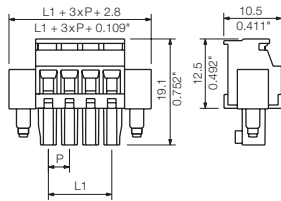
**Pitch 3.81 mm**

Poles	L1 mm	(inch)	Qty.	Order No.	Order No.
2	3.81	(0.150)	100	1939980000	1798780000
3	7.62	(0.300)	50	1939990000	1798140000
4	11.43	(0.450)	50	1940000000	1798790000
5	15.24	(0.600)	50	1940010000	1798800000
6	19.05	(0.750)	50	1940020000	1798810000
7	22.86	(0.900)	50	1940030000	1845690000
8	26.67	(1.050)	50	1940040000	1798150000
9	30.48	(1.200)	50	1940050000	1899540000
10	34.29	(1.350)	50	1940060000	1798820000
11	38.10	(1.500)	50	1940070000	1899560000
12	41.91	(1.650)	50	1940080000	1798830000
13	45.72	(1.800)	50	1940090000	1899580000
14	49.53	(1.950)	50	1940100000	1899600000
15	53.34	(2.100)	50	1940110000	1899620000
16	57.12	(2.250)	50	1940120000	1798840000



**BCZ 3.81/270F**

with flange



**Accessories**

**Possible colors**

Additional colours on request



**Marking strips**

See chapter accessories



**Screwdriver**

See chapter accessories  
Order No. 9008370000



**Ordering data**

Solder pin length

Colour of plastic  orange  black

**Pitch 3.81 mm**

Poles	L1 mm	(inch)	Qty.	Order No.	Order No.
2	3.81	(0.150)	50	1940460000	1799100000
3	7.62	(0.300)	50	1940470000	1798180000
4	11.43	(0.450)	50	1940480000	1799110000
5	15.24	(0.600)	50	1940490000	1799120000
6	19.05	(0.750)	50	1940500000	1799130000
7	22.86	(0.900)	50	1940510000	1940670000
8	26.67	(1.050)	50	1940520000	1798190000
9	30.48	(1.200)	50	1940530000	1940680000
10	34.29	(1.350)	50	1940540000	1799140000
11	38.10	(1.500)	50	1940550000	1940690000
12	41.91	(1.650)	50	1940560000	1799150000
13	45.72	(1.800)	50	1940570000	1940700000
14	49.53	(1.950)	50	1940580000	1940710000
15	53.34	(2.100)	50	1940590000	1940720000
16	57.12	(2.250)	50	1940600000	1799160000



## X-ON Electronics

Largest Supplier of Electrical and Electronic Components

*Click to view similar products for [weidmuller](#) manufacturer:*

Other Similar products are found below :

[8924550000](#) [56956](#) [0133660000](#) [6720000227](#) [6720005111](#) [68676](#) [69718](#) [EXO24CH](#) [7760056106](#) [7940000218](#) [8005181001](#) [8008180000](#)  
[8432240000](#) [8463580000](#) [8545830000](#) [8689870000](#) [8705640000](#) [9001080000](#) [9003720000](#) [9004250000](#) [9004780000](#) [9013260000](#)  
[9014100000](#) [9019040000](#) [9026010000](#) [9028630000](#) [903708](#) [9037350000](#) [9046290000](#) [9129643500](#) [913155](#) [9159530000](#) [919656](#) [919764](#)  
[9202230000](#) [9202850000](#) [9456750000](#) [9457913000](#) [980811](#) [980826](#) [9912800003](#) [9916080000](#) [9916280012](#) [9918380000](#) [9919371205](#)  
[9919371224](#) [9925710000](#) [9926252005](#) [9927480024](#) [1166660000](#)