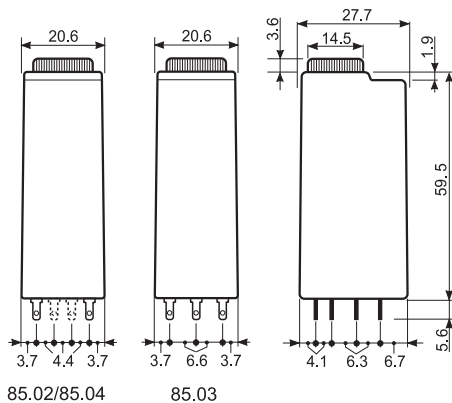


Features

Plug-in timer

- 85.02 - 2 Pole 10 A
- 85.03 - 3 Pole 10 A
- 85.04 - 4 Pole 7 A

- Multifunctions
- Seven time scales, from 0.05s to 100h
- 94 series sockets



FOR UL RATINGS SEE:
"General technical information" page 3

		85.02	85.03	85.04
		 • 2 pole, 10 A • AC/DC supply non polarized • Plug-in for use with 94 series sockets	 • 3 pole, 10 A • AC/DC supply non polarized • Plug-in for use with 94 series sockets	 • 4 pole, 7 A • AC/DC supply non polarized • Plug-in for use with 94 series sockets
		AI: On-delay DI: Interval SW: Symmetrical flasher (starting pulse on) GI: Pulse delayed	AI: On-delay DI: Interval SW: Symmetrical flasher (starting pulse on) GI: Pulse delayed	AI: On-delay DI: Interval SW: Symmetrical flasher (starting pulse on) GI: Pulse delayed
		<p>Wiring diagram (without control signal)</p>	<p>Wiring diagram (without control signal)</p>	<p>Wiring diagram (without control signal)</p>
Contact specification				
Contact configuration		2 CO (DPDT)	3 CO (3PDT)	4 CO (4PDT)
Rated current/Maximum peak current	A	10/20	10/20	7/15
Rated voltage/Maximum switching voltage V AC		250/400	250/400	250/250
Rated load AC1	VA	2,500	2,500	1,750
Rated load AC15 (230 V AC)	VA	500	500	350
Single phase motor rating (230 V AC)	kW	0.37	0.37	0.125
Breaking capacity DC1: 30/110/220 V	A	10/0.25/0.12	10/0.25/0.12	7/0.25/0.12
Minimum switching load	mW (V/mA)	300 (5/5)	300 (5/5)	300 (5/5)
Standard contact material		AgNi	AgNi	AgNi
Supply specification				
Nominal voltage (U _N)	V AC (50/60 Hz)	230...240	230...240	230...240
	V AC/DC	12 - 24 - 48 - 110...125 (non polarized)		
Rated power AC/DC	V AC (50 Hz)/W	2/2	2/2	2/2
Operating range	AC	(0.85...1.1)U _N	(0.85...1.1)U _N	(0.85...1.1)U _N
	DC	(0.85...1.1)U _N	(0.85...1.1)U _N	(0.85...1.1)U _N
Technical data				
Specified time range		(0.05...1)s, (0.5...10)s, (5...100)s, (0.5...10)min, (5...100)min, (0.5...10)h, (5...100)h		
Repeatability	%	± 2	± 2	± 2
Recovery time	ms	≤ 20	≤ 20	≤ 20
Minimum control impulse	ms	—	—	—
Setting accuracy-full range	%	± 5	± 5	± 5
Electrical life at rated load in AC1	cycles	200 · 10 ³	200 · 10 ³	150 · 10 ³
Ambient temperature range	°C	-20...+60	-20...+60	-20...+60
Protection category		IP 40	IP 40	IP 40
Approvals (according to type)				

Ordering information

Example: 85 series timer, 4 CO (4PDT), 24 V AC/DC supply voltage, AI, DI, GI, SW functions.

8 5 . 0 4 . 0 . 0 2 4 . 0 0 0 0

Series

Type

0 = Multifunction (AI, DI, GI, SW)*

* AI = On-delay

DI = Interval

GI = Pulse delayed

SW = Symmetrical flasher (starting pulse on)

No. of poles

2 = 2 pole - 10 A

3 = 3 pole - 10 A

4 = 4 pole - 7 A

Supply voltage

012 = 12 V AC/DC

024 = 24 V AC/DC

048 = 48 V AC/DC

125 = (110...125)V AC/DC

240 = (230...240)V AC

Supply version

0 = AC (50/60 Hz)/DC

8 = AC (50/60 Hz) for 240 V only

Technical data

Insulation			
Dielectric strength			85.02, 85.03
			85.04
	between input and output circuit	V AC	2,000
	between open contacts	V AC	1,000
	between adjacent contacts	V AC	2,000
			1,550
Insulation (1.2/50 µs) between input and output		kV	6
			4
EMC specifications			
Type of test			Reference standard
Electrostatic discharge	contact discharge		EN 61000-4-2
	air discharge		EN 61000-4-2
Radio-frequency electromagnetic field (80 ÷ 1000 MHz)			EN 61000-4-3
Fast transients (burst) (5-50 ns, 5 kHz) on Supply terminals			EN 61000-4-4
Surges (1.2/50 µs) on Supply terminals	common mode		EN 61000-4-5
	differential mode		EN 61000-4-5
Radio-frequency common mode (0.15 ÷ 80 MHz) on Supply terminals			EN 61000-4-6
Power-frequency (50 Hz)			EN 61000-4-8
Radiated and conducted emission			EN 55022
			class B
Other data			
Power lost to the environment	without contact current	W	1.6
	with rated current	W	3.7 (85.02) 4.7 (85.03) 3.6 (85.04)

Times scales

(0.05...1)s	(0.5...10)s	(5...100)s	(0.5...10)min	(5...100)min	(0.5...10)h	(5...100)h
1 2 3	1 2 3	1 2 3	1 2 3	1 2 3	1 2 3	1 2 3

NOTE: time scales and functions must be set before energising the timer.

Functions

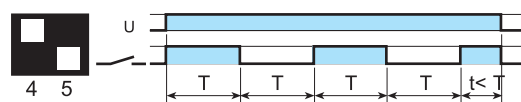
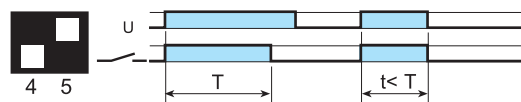
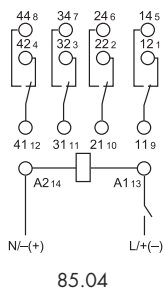
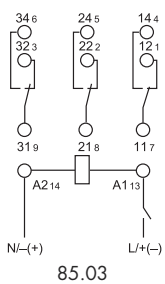
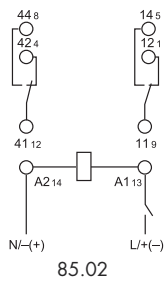
U = Supply voltage

= Output contact

LED	Supply voltage	NO (SPDT-NO) output contact	Contacts	
			Open	Closed
	OFF	Open	x1 - x4	x1 - x2
	ON	Open	x1 - x4	x1 - x2
	ON	Open (Timing in Progress)	x1 - x4	x1 - x2
	ON	Closed	x1 - x2	x1 - x4

Wiring diagram

Type: 85.02, 85.03, 85.04



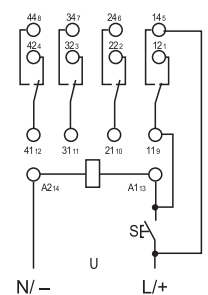
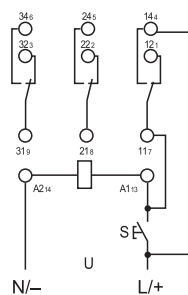
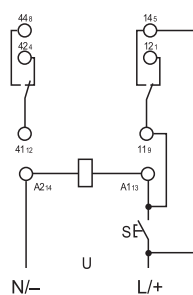
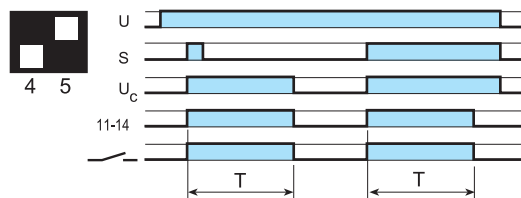
U = Supply voltage

S = Signal switch

U_c = Supply voltage to the timer

11-14 = Self-holding contact

= Output contact




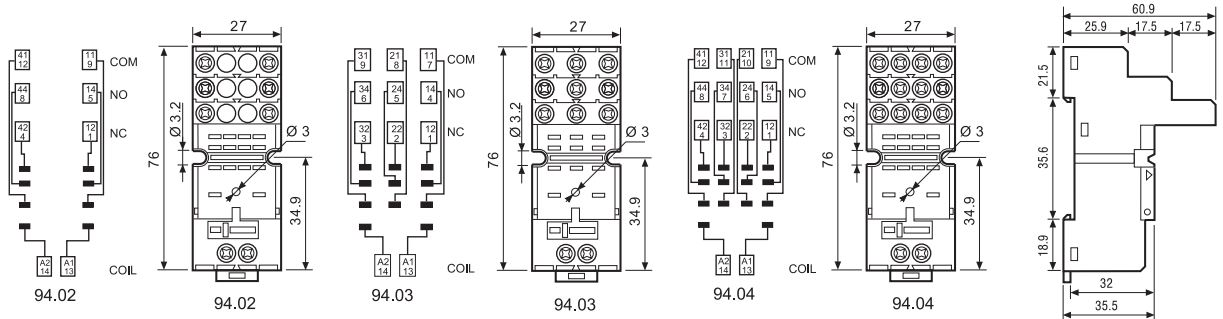


94.04

Approvals (according to type):




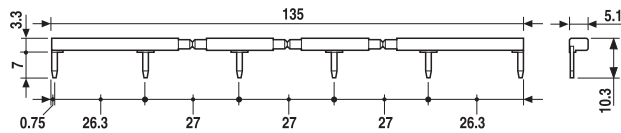
Screw terminal (Box clamp) socket panel or 35 mm rail (EN 60715) mount For timer type	94.02 Blue	94.02.0 Black	94.03 Blue	94.03.0 Black	94.04 Blue	94.04.0 Black
	85.02		85.03		85.04	
Accessories						
Metal retaining clip (supplied with timer)	094.81					
6-way jumper link	094.06	094.06.0	094.06	094.06.0	094.06	094.06.0
Identification tag	094.00.4					
Technical data						
Rated values	10 A - 250 V					
Dielectric strength	2 kV AC					
Protection category	IP 20					
Ambient temperature	°C -40...+70					
⊕ Screw torque	Nm 0.5					
Wire strip length	mm 8					
Max. wire size for 94.02, 94.03 and 94.04 sockets	solid wire			stranded wire		
	mm ² 1x6 / 2x2.5			1x4 / 2x2.5		
	AWG 1x10 / 2x14			1x12 / 2x14		



094.06



6-way jumper link for 94.02, 94.03 and 94.04 sockets	094.06 (blue)	094.06.0 (black)
Rated values	10 A - 250 V	

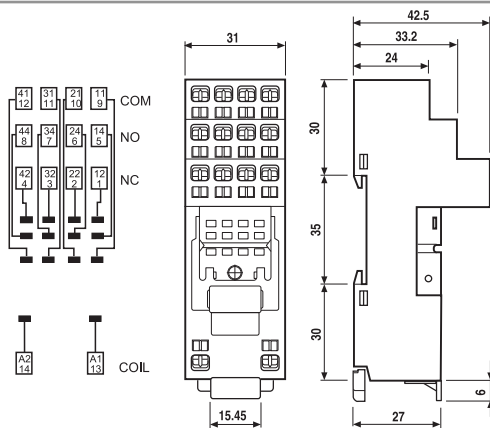
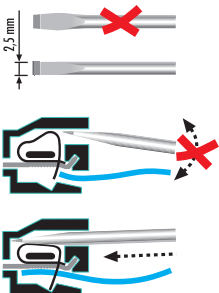



94.54.1

Approvals (according to type):




Screwless terminal socket 35 mm rail (EN 60715) mount For timer type	94.54.1 (blue)	94.54.10 (black)
	85.02, 85.04	
Accessories		
Metal retaining clip	094.81	
Technical data		
Rated values	10 A - 250 V	
Dielectric strength	2 kV AC	
Protection category	IP 20	
Ambient temperature	°C -25...+70	
Wire strip length	mm 7	
Max. wire size for 94.54.1 socket	solid wire	stranded wire
	mm ² 2x(0.2...1.5)	2x(0.2...1.5)
	AWG 2x(24...18)	2x(24...18)





94.74

Approvals
(according to type):

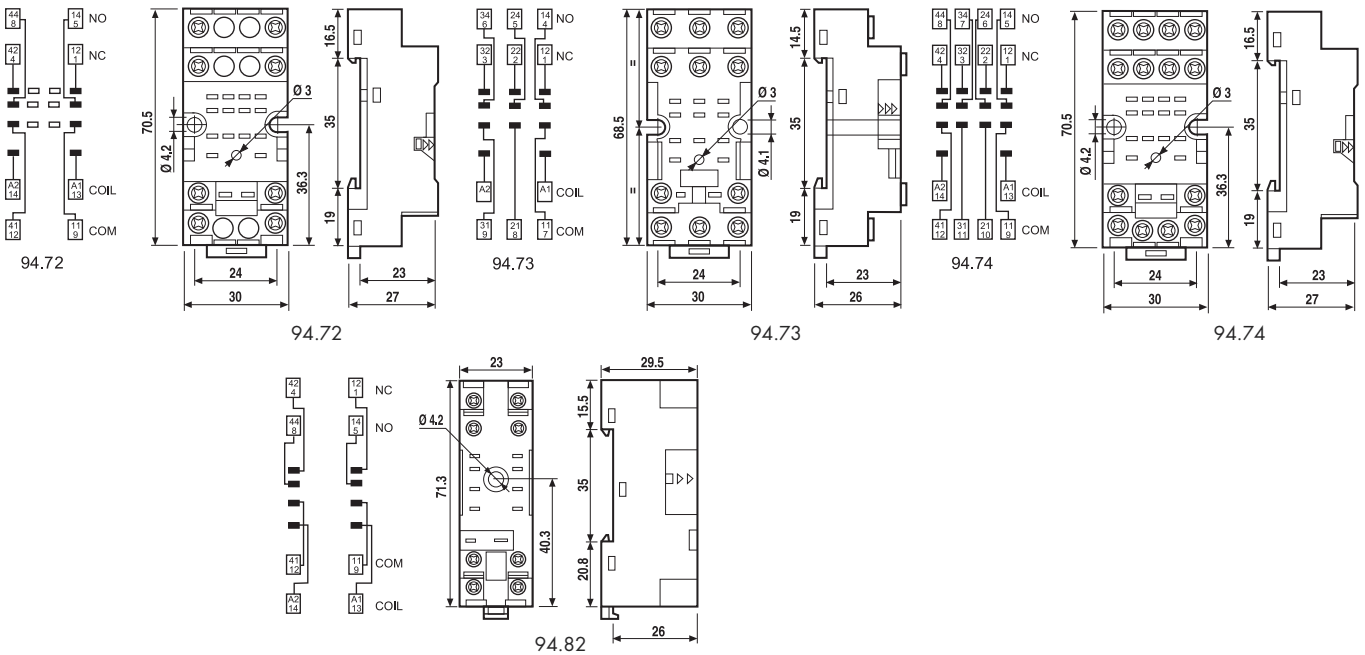



94.82

Approvals
(according to type):

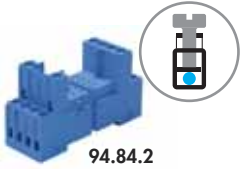


Screw terminal (Plate clamp) socket panel or 35 mm rail (EN 60715) mount	94.72 Blue	94.72.0 Black	94.73 Blue	94.73.0 Black	94.74 Blue	94.74.0 Black
For timer type	85.02		85.03		85.02, 85.04	
Accessories	Metal retaining clip (supplied with timer) 094.81					
Screw terminal socket panel or 35 mm rail (EN 60715) mount	94.82 Blue				94.82.0 Black	
For timer type	85.02			85.02		
Accessories	Metal retaining clip (supplied with timer) 094.81					
Technical data	Rated values 10 A - 250 V					
Dielectric strength	2 kV AC					
Protection category	IP 20					
Ambient temperature	°C -40...+70					
⊕ Screw torque	Nm	0.5				
Wire strip length	mm	8 (94.72, 94.73, 94.74)		9 (94.82)		
Max. wire size for 94.72, 94.73, 94.74 and 94.82 sockets		solid wire			stranded wire	
	mm ²	1x2.5 / 2x1.5			1x2.5 / 2x1.5	
	AWG	1x14 / 2x16			1x14 / 2x16	






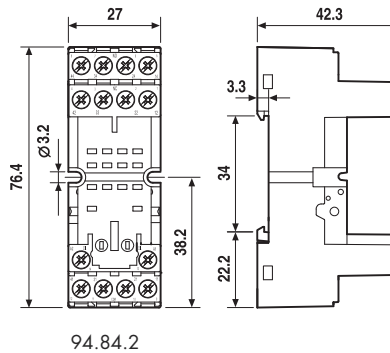
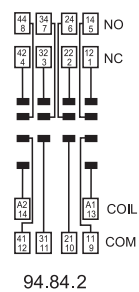
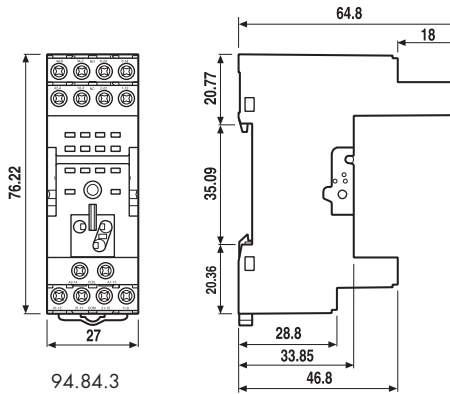
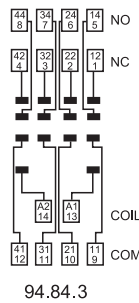
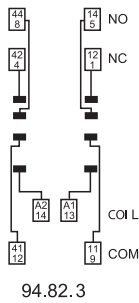
Approvals
(according to type):



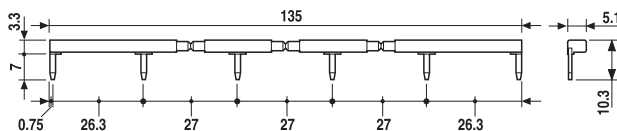
Approvals
(according to type):



Screw terminal (Box clamp) socket panel or 35 mm rail (EN 60715) mount	94.82.3 Blue	94.82.30 Black	94.84.3 Blue	94.84.30 Black
For timer type	85.02		85.02, 85.04	
Accessories				
Metal retaining clip	094.81			
6-way jumper link	094.06	094.06.0	094.06	094.06.0
Identification tag	094.80.2			
Screw terminal (Box clamp) socket panel or 35 mm rail (EN 60715) mount	94.84.2 Blue	94.84.20 Black		
For timer type	85.02, 85.04			
Accessories				
Metal retaining clip	094.81			
6-way jumper link	094.06	094.06.0		
Identification tag	094.80.2			
Technical data				
Rated values	10 A - 250 V			
Dielectric strength	2 kV AC			
Protection category	IP 20			
Ambient temperature	°C -40...+70			
⊕ Screw torque	Nm 0.5			
Wire strip length	mm 7			
Max. wire size for 94.82.3, 94.84.3 and 94.84.2 sockets	solid wire		stranded wire	
	mm ² 1x6 / 2x2.5		1x4 / 2x2.5	
	AWG 1x10 / 2x14		1x12 / 2x14	



6-way jumper link for 94.82.3, 94.84.3 and 94.84.2 sockets	094.06 (blue)	094.06.0 (black)
Rated values	10 A - 250 V	




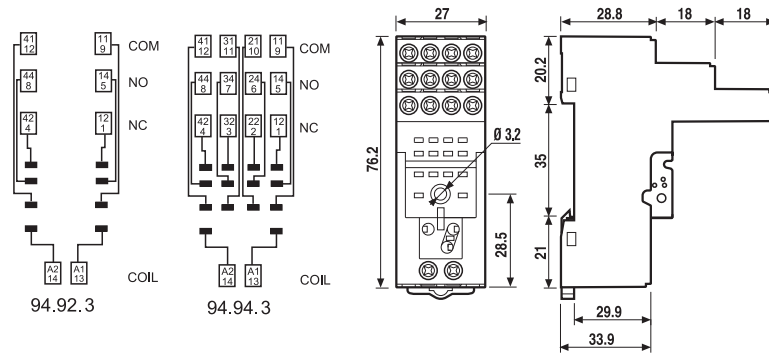


94.94.3

Approvals
(according to type):



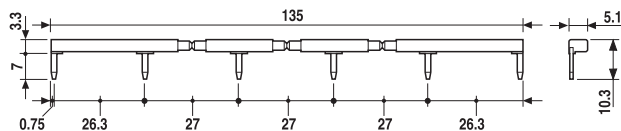
Screw terminal (Box clamp) socket	94.92.3	94.92.30	94.94.3	94.94.30
panel or 35 mm rail (EN 60715) mount	Blue	Black	Blue	Black
For timer type	85.02		85.02, 85.04	
Accessories				
Metal retaining clip	094.81			
6-way jumper link	094.06	094.06.0	094.06	094.06.0
Identification tag	094.80.2			
Technical data				
Rated values	10 A - 250 V			
Dielectric strength	2 kV AC			
Protection category	IP 20			
Ambient temperature	°C -25...+70			
⊕ Screw torque	Nm 0.5			
Wire strip length	mm 8			
Max. wire size for 94.92.3 and 94.94.3 sockets	solid wire		stranded wire	
	mm ² 1x6 / 2x2.5		1x4 / 2x2.5	
	AWG 1x10 / 2x14		1x12 / 2x14	



094.06



6-way jumper link for 94.92.3 and 94.94.3 sockets	094.06 (blue)	094.06.0 (black)
Rated values	10 A - 250 V	



X-ON Electronics

Largest Supplier of Electrical and Electronic Components

Click to view similar products for [finder manufacturer](#):

Other Similar products are found below :

[66.82.8.230.0000](#) [14.81.8.230.0000](#) [20.23.8.012.4000](#) [22.22.9.012.4000](#) [22.34.0.024.4340](#) [22.34.0.024.4720](#) [22.64.0.230.4310](#)
[20.21.8.024.4000](#) [20.22.8.024.4000](#) [20.28.8.024.4000](#) [22.22.8.024.4000](#) [22.32.0.230.4440](#) [26.06.8.024.0000](#) [40.52.8.006.0000](#)
[44.52.9.060.0000](#) [10.42.8.230.0000](#) [11.42.8.230.0000](#) [88.02.0.230.0002](#) [96.04SMA](#) [55.12.8.024.0000](#) [55.33.8.230.0000](#) [56.34.9.024.0000T](#)
[96.14SMA](#) [39.11.0.006.0060](#) [55.14.8.024 0000](#) [40.31.8.240.0000](#) [66.22.8.230.1300](#) [72.11.8.024.0000](#) [71.51.8.230.1021](#) [4CP281100060SPA](#)
[18.21.8.230.0300](#) [50.14.9.024.4310](#) [7S.16.9.012.0420](#) [12.11.8.230.1000](#) [22.22.9.048.4000](#) [22.64.0.230.4710](#) [26.08.8.012.0000](#)
[20.21.8.012.4000](#) [20.23.9.110.4000](#) [20.26.8.230.4000](#) [22.34.0.230.4340](#) [22.34.0.230.4620](#) [22.34.0.230.4720](#) [22.44.0.230.4710](#)
[10.61.8.230.0000](#) [55.14.9.012.0000](#) [22.32.0.012.4420](#) [48.31.7.024.0050SPA](#) [22.34.0.012.4320](#) [22.32.0.048.4320](#)