

SERIES 1930 - DOUBLE-POLE ROCKER SWITCHES IP 65

TO 20 (4) A 250 V AC






PRODUCT FEATURES

- ◆ Illuminated and non-illuminated variants with various switching functions
- ◆ IP 65 with integrated gasket for high dust and water protection
- ◆ Inrush current (capacitive) up to 120 A
- ◆ Approval for 400 V
- ◆ 100 million times proven switching principle
- ◆ Modern rocker design
- ◆ High, flexible variety

ON REQUEST


- ◆ Other switching functions (e.g. Changeover switch)
- ◆ Other terminal types
- ◆ Other colors (e.g. red)
- ◆ Other printing variants
- ◆ Other lamp variants
- ◆ Cable assembly

Mechanical life endurance	5E4
Operating force	3 - 8 N
Inrush current (capacitive)	120 A 100 A (basic type 1939) 50 A (basic type 1934)
Contact resistance (new condition)	< 100 mOhm (1 A 12 V DC)
Insulation resistance (new condition)	> 100 MOhm (500 V DC)
Proof tracking	250 PTI
Protection type	IP 65 (recessed installation)
Ambient temperature	terminal side -30 °C ... +105 °C actuating side -30 °C ... +55 °C
Flammability	UL 94 V-2 UL 94 V-0 (housing and socket only)
Glow wire test temperature	850 °C
Material	actuator PC / TPU (bellows) housing PA terminals silver plated
Plug force of the terminals	≤ 80 N
Approval marks	 /  / 
Suitable for appliances of protection class II	



SERIES 1930 - DOUBLE-POLE ROCKER SWITCHES IP 65


TO 20 (4) A 250 V AC

<div style="text-align: center;">  <p>double-pole</p> </div>	ON / OFF switch (DPST)								Normally open contact (DPNO)		ON / OFF switch (DPST)							
	1935.3135	1935.3137	1935.3112	1935.3113	1935.3114	1935.3118	1935.3119	1935.3129	1935.3218	1935.3134	1935.3128	1935.3131	1935.3133	1935.3138				
Lighting voltage in V	400	400	250	250	250	250	250	250	250	125-250	125	125	24	12				
Actuator color / printing																		
Housing color	Black	Black	Black	Black	Black	Black	Black	Black	Black	Black	Black	Black	Black	Black				
20 (4) A 250 V AC 1E4	•	•	•	•	•	•	•	•		•	•	•						
12 (4) A 250 V AC 1E4																		
10 (8) A 400 V AC 5E4	•	•																
10 (8) A 250 V AC 5E4	•	•	•	•	•	•	•	•		•	•	•						
10 A 24 V DC													•					
10 A 12 V DC														•				
6 (4) A 250 V AC 5E4																		
16 A 250 V AC 1 HP	•	•	•	•	•	•	•	•		•	•	•						
16 A 125 V AC 3/4 HP	•	•	•	•	•	•	•	•		•	•	•						
16 A 125 V AC 1/3 HP														•				
14 A 250 V AC 3/4 HP																		
14 A 250 V AC 1/2 HP																		
14 A 125 V AC 1/3 HP																		
14 A 125 V AC 1/4 HP																		
12 A 250 V AC 1 HP																		
12 A 125 V AC 1/2 HP																		
Terminal type																		
Terminal description	6.3	6.3	6.3	6.3	6.3	6.3	6.3	6.3	6.3	6.3	6.3	6.3	6.3	6.3				
Contact distance in mm	≥ 3	≥ 3	≥ 3	≥ 3	≥ 3	≥ 3	≥ 3	≥ 3	≥ 3	≥ 3	≥ 3	≥ 3	≥ 3	≥ 3				
Contact material	Ag	Ag	Ag	Ag	Ag	Ag	Ag	Ag	Ag	Ag	Ag	Ag	Ag	Ag				
EN 60335 cap. 30 conform "G"																		
Miscellaneous								below anthracite										
Stock version			•	•	•	•												

ROCKERSWITCHES
 PUSHBUTTONSWITCHES
 TOGGLESWITCHES
 SLIDE SWITCHES
 ROTARY SWITCHES
 FOOT SWITCHES
 FACT AND KEY SWITCHES
 SNAP-ACTION SWITCHES
 MICRO-SIGNAL SWITCHES
 SENSORS

SERIES 1930 - DOUBLE-POLE ROCKER SWITCHES IP 65

TO 20 (4) A 250 V AC

 double-pole	ON / OFF switch (DPST)										Normally closed contact (DPNC)		Normally open contact (DPNO)
	1932.1113	1932.3112	1932.3113	1932.3114	1932.3116	1932.3118	1932.3130	1932.3131	1932.3132	1932.3412	1932.3312	1932.3314	1932.3413
Lighting voltage in V													
Actuator color / printing													
Housing color	Black	Black	Black	Black	Black	Black	Black	Black	Black	Black	Black	Black	Black
20 (4) A 250 V AC 1E4	●	●	●	●	●	●	●	●	●	●			
12 (4) A 250 V AC 1E4													
10 (8) A 400 V AC 5E4													
10 (8) A 250 V AC 5E4	●	●	●	●	●	●	●	●	●	●			
10 A 24 V DC													
10 A 12 V DC													
6 (4) A 250 V AC 5E4													
16 A 250 V AC 1 HP	●	●	●	●	●	●	●	●	●	●			
16 A 125 V AC 3/4 HP	●	●	●	●	●	●	●	●	●	●			
16 A 125 V AC 1/3 HP							●						
14 A 250 V AC 3/4 HP													
14 A 250 V AC 1/2 HP													
14 A 125 V AC 1/3 HP													
14 A 125 V AC 1/4 HP													
12 A 250 V AC 1 HP													
12 A 125 V AC 1/2 HP													
Terminal type													
Terminal description	4.8	6.3	6.3	6.3	6.3	6.3	6.3	6.3	6.3	6.3	6.3	6.3	6.3
Contact distance in mm	≥ 3	≥ 3	≥ 3	≥ 3	≥ 3	≥ 3	≥ 3	≥ 3	≥ 3	≥ 3	≥ 3	≥ 3	≥ 3
Contact material	Ag	Ag	Ag	Ag	Ag	Ag	Ag	Ag	Ag	Ag	Ag	Ag	Ag
EN 60335 cap. 30 conform "G"							●	●	●	●			
Miscellaneous									single-pole occupied				
Stock version						●							●

ROCKER SWITCHES

PUSHBUTTON SWITCHES

TOGGLE SWITCHES

SLIDE SWITCHES

ROTARY SWITCHES

FOOT SWITCHES

FACT AND KEY SWITCHES


















SNAP-ACTION SWITCHES

MICRO-SIGNAL SWITCHES

SENSORS

SERIES 1930 - DOUBLE-POLE ROCKER SWITCHES IP 65

TO 20 (4) A 250 V AC

 double-pole	Changeover switch (DPDT)	1934.3112	1934.3114	1934.2114	Changeover switch with OFF position in the center (DPDT - Center OFF)	1939.3119	1939.3312	1939.3314	1939.3318	1939.0454
		Lighting voltage in V								
Actuator color / printing										
Housing color										
20 (4) A 250 V AC 1E4										
12 (4) A 250 V AC 1E4						●	●	●	●	
10 (8) A 400 V AC 5E4										
10 (8) A 250 V AC 5E4		●	●							
10 A 24 V DC										
10 A 12 V DC										
6 (4) A 250 V AC 5E4				●						
16 A 250 V AC 1 HP										
16 A 125 V AC 3/4 HP										
16 A 125 V AC 1/3 HP										
14 A 250 V AC 3/4 HP						●				
14 A 250 V AC 1/2 HP							●	●	●	
14 A 125 V AC 1/3 HP						●				
14 A 125 V AC 1/4 HP							●	●	●	
12 A 250 V AC 1 HP		●	●	●						
12 A 125 V AC 1/2 HP		●	●	●						
Terminal type										
Terminal description		6.3	6.3			6.3	6.3	6.3	6.3	
Contact distance in mm		≥ 3	≥ 3	≥ 3		≥ 3	< 3	< 3	< 3	< 3
Contact material		Ag	Ag	Ag		Ag	Ag	Ag	Ag	Au
EN 60335 cap. 30 conform "G"										
Miscellaneous							momentary function both sides	momentary function both sides	momentary function both sides	single-pole occupied momentary function both sides
Stock version										

ROCKER SWITCHES

PUSHBUTTON SWITCHES

TOGGLE SWITCHES

SLIDE SWITCHES

ROTARY SWITCHES

FOOT SWITCHES

FACT AND KEY SWITCHES

SNAP-ACTION SWITCHES

MICRO-SIGNAL SWITCHES

SENSORS

SERIES 1930 - DOUBLE-POLE ROCKER SWITCHES IP 65

T0 20 (4) A 250 V AC

ROCKER SWITCHES

PUSHBUTTON SWITCHES

TOGGLE SWITCHES

SLIDE SWITCHES

ROTARY SWITCHES

FOOT SWITCHES

FACT AND KEY SWITCHES

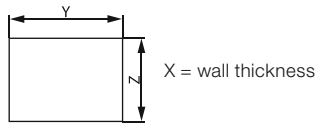
SNAP-ACTION SWITCHES

MICRO-SIGNAL SWITCHES

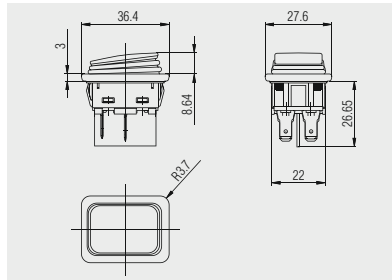
SENSORS



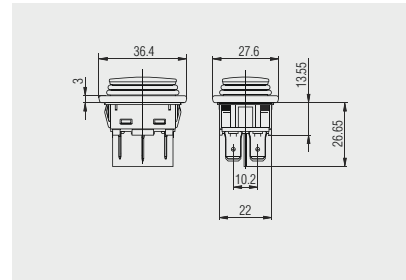
Basic types 1932, 1934, 1935 and 1939 double-pole



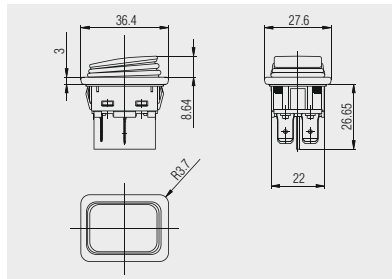
X	Y	Z
0.75 ... 1.25	30 ^{-0.1}	22 ^{+0.2}
1.25 ... 3	30.2 ^{-0.1}	22 ^{+0.2}



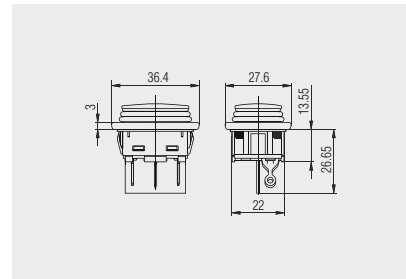
Quick-connect terminal 4.8 x 0.8 basic type 1932



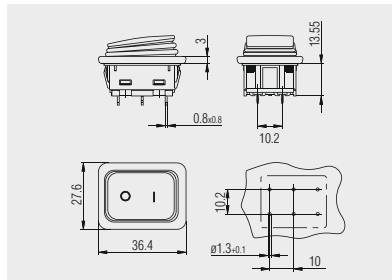
Quick-connect terminal 6.3 x 0.8 basic type 1939



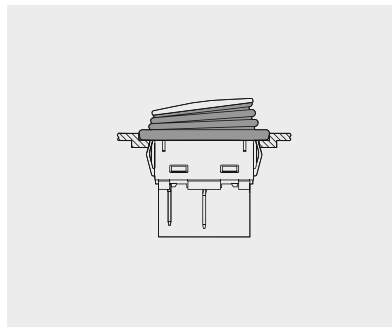
Quick-connect terminal 6.3 x 0.8 basic types 1932, 1934 and 1935



Solder terminal basic type 1939



PCB terminal basic type 1934



Sunken installation recommended for IP 65

A correct assembly and examination on tightness according to IP 65 in the equipment must be ensured by the customer.

X-ON Electronics

Largest Supplier of Electrical and Electronic Components

Click to view similar products for [Rocker Switches](#) category:

Click to view products by [Marquardt](#) manufacturer:

Other Similar products are found below :

[VKD2GHNB-00000-000](#) [VSD2GNNB-00000-000](#) [6-1571986-5](#) [6-1571986-9](#) [632422-4B-KD](#) [7036WWCDBX653+U622](#) [8055K52Z7V](#)
[8138K20E6M50](#) [FMC18A2200002](#) [84206L](#) [84312LX](#) [PREDD4-07F-BB0FW](#) [PREDD5-07F-BB0GW](#) [PRFDD1-16F-BB000](#) [PRFDD3-16F-](#)
[BB000](#) [1-1634201-0](#) [999-16702-001](#) [A101J2ZQ004](#) [A101J4ZQ004](#) [A101J51CB0004](#) [A107J51ZQ0004](#) [A201J1AQ004](#) [A201J1AV2Q004](#)
[A201J3ZB004](#) [A201J50ZQ004](#) [A203J51ZQ0004](#) [A226L11YZQ](#) [A22L11A](#) [A435S1YZQ](#) [H8500XBBBBL-A](#) [H8653VBBG2577W](#)
[HB130CHNWWNAAC](#) [1251.0303](#) [AE205J60V3B004](#) [RH110C2NBB](#) [1352.0107](#) [1363.0201](#) [AML25GBF2AA03GR](#) [1571099-3](#) [1571987-4](#)
[1571987-5](#) [1571989-7](#) [B123J77V7B2](#) [B226J50W4Q22P](#) [B433J37ZQ22M](#) [160212E](#) [1801.1164](#) [1831.1102](#) [1833.3402](#) [1837.1118](#)