


Shielded Power Inductors – LPS4018



- Very low DCR; excellent current handling
- 4.0 × 4.0 mm footprint; less than 1.8 mm tall

Core material Ferrite

Core and winding loss See www.coilcraft.com/coreloss

Environmental RoHS compliant, halogen free

Terminations RoHS compliant matte tin over nickel over silver. Other terminations available at additional cost.

Weight 54 – 100 mg

Ambient temperature –40°C to +85°C with (40°C rise) Irms current.

Maximum part temperature +125°C (ambient + temp rise). [Derating](#).

Storage temperature Component: –40°C to +125°C.

Tape and reel packaging: –40°C to +80°C

Resistance to soldering heat Max three 40 second reflows at +260°C, parts cooled to room temperature between cycles

Moisture Sensitivity Level (MSL) 1 (unlimited floor life at <30°C / 85% relative humidity)

Failures in Time (FIT) / Mean Time Between Failures (MTBF)

38 per billion hours / 26,315,789 hours, calculated per Telcordia SR-332

Packaging 1000/7" reel; 3500/13" reel Plastic tape: 12 mm wide, 0.23 mm thick, 8 mm pocket spacing, 1.9 mm pocket depth

Recommended pick and place nozzle OD: 4 mm; ID: ≤ 2 mm

PCB washing Tested to MIL-STD-202 Method 215 plus an additional aqueous wash. See [Doc787_PCB_Washing.pdf](#).

Part number ¹	Inductance ² (µH)	DCR max ³ (Ohms)	SRF typ ⁴ (MHz)	Isat (A) ⁵			Irms (A) ⁶	
				10% drop	20% drop	30% drop	20°C rise	40°C rise
LPS4018-561MR_	0.56 ±20%	0.033	250	4.8	5.2	5.3	1.9	2.8
LPS4018-102NR_	1.0 ±30%	0.042	180	3.8	3.9	4.0	1.8	2.5
LPS4018-222MR_	2.2 ±20%	0.070	90	2.7	2.8	2.9	1.5	2.0
LPS4018-332MR_	3.3 ±20%	0.080	75	1.9	2.0	2.0	1.4	1.9
LPS4018-472MR_	4.7 ±20%	0.125	65	1.8	1.9	1.9	1.3	1.8
LPS4018-682MR_	6.8 ±20%	0.150	50	1.2	1.3	1.3	1.0	1.5
LPS4018-103MR_	10 ±20%	0.200	40	1.1	1.2	1.3	0.90	1.25
LPS4018-153MR_	15 ±20%	0.260	32	0.86	0.91	0.94	0.80	1.12
LPS4018-183MR_	18 ±20%	0.270	27	0.78	0.83	0.85	0.70	1.00
LPS4018-223MR_	22 ±20%	0.360	26	0.74	0.80	0.83	0.65	0.90
LPS4018-333MR_	33 ±20%	0.420	20	0.58	0.64	0.68	0.55	0.80
LPS4018-473MR_	47 ±20%	0.650	16	0.51	0.55	0.56	0.45	0.68
LPS4018-683MR_	68 ±20%	0.950	13	0.41	0.45	0.46	0.40	0.56
LPS4018-104MR_	100 ±20%	1.40	10	0.34	0.36	0.37	0.35	0.50
LPS4018-124MR_	120 ±20%	1.60	9.0	0.31	0.33	0.34	0.30	0.45
LPS4018-154MR_	150 ±20%	2.00	8.0	0.27	0.29	0.30	0.28	0.40
LPS4018-184MR_	180 ±20%	2.50	7.5	0.24	0.26	0.27	0.26	0.36
LPS4018-224MR_	220 ±20%	3.70	6.5	0.21	0.225	0.235	0.20	0.30
LPS4018-334MR_	330 ±20%	5.90	5.5	0.18	0.19	0.20	0.17	0.23
LPS4018-474MR_	470 ±20%	7.80	4.5	0.14	0.16	0.17	0.15	0.20
LPS4018-564MR_	560 ±20%	10.0	4.0	0.13	0.14	0.15	0.14	0.18
LPS4018-684MR_	680 ±20%	11.5	3.5	0.12	0.13	0.14	0.12	0.16
LPS4018-824MR_	820 ±20%	14.0	2.9	0.11	0.12	0.13	0.10	0.14
LPS4018-105MR_	1000 ±20%	18.0	2.8	0.10	0.11	0.11	0.098	0.125

Coilcraft **Designer's Kit C392** contains samples of 0.80 µH to 33 µH parts (3 each) from LPS3008, LPS3010 and LPS3015. **Kit C401** contains samples of 0.56 µH to 33 µH parts (3 each) from LPS4012 and LPS4018. **Kit C402** contains samples of 220 µH to 3300 µH parts (3 each) from all five series. For details of kit contents and to order, contact Coilcraft or visit <http://order.coilcraft.com>.

1. Please specify **termination** and **packaging** codes:

LPS4018-223MRC

Termination: R= RoHS compliant matte tin over nickel over silver. Special order, added cost:
Q = RoHS tin-silver-copper (95.5/4/0.5) or P = non-RoHS tin-lead (63/37).

Packaging: C= 7" machine-ready reel. EIA-481 embossed plastic tape (1000 parts per full reel).

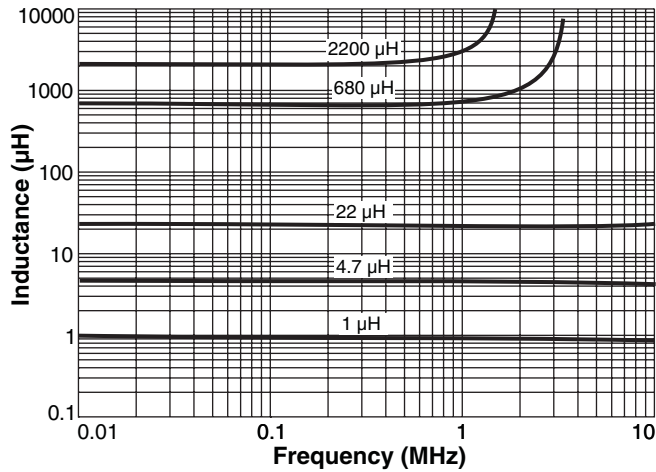
B= Less than full reel. In tape, but not machine ready. To have a leader and trailer added (\$25 charge), use code letter C instead.

D= 13" machine-ready reel. EIA-481 embossed plastic tape. Factory order only, not stocked (3500 parts per full reel).

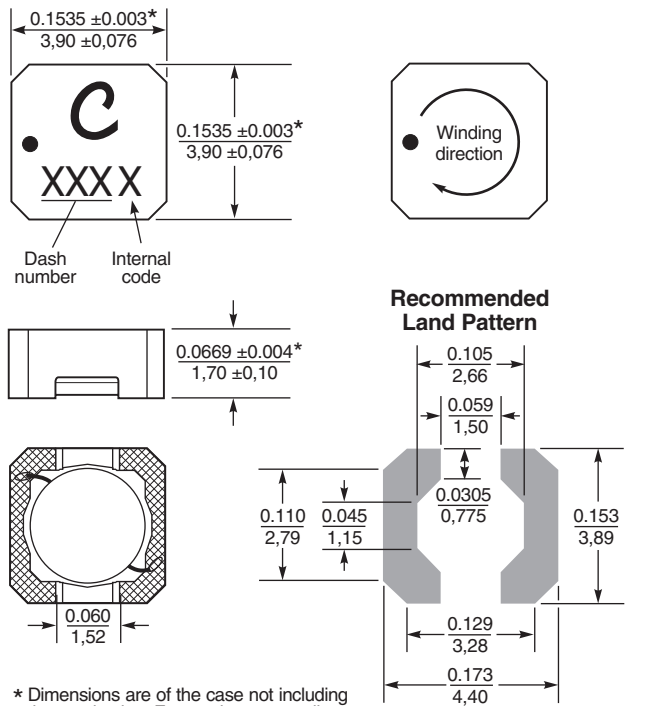
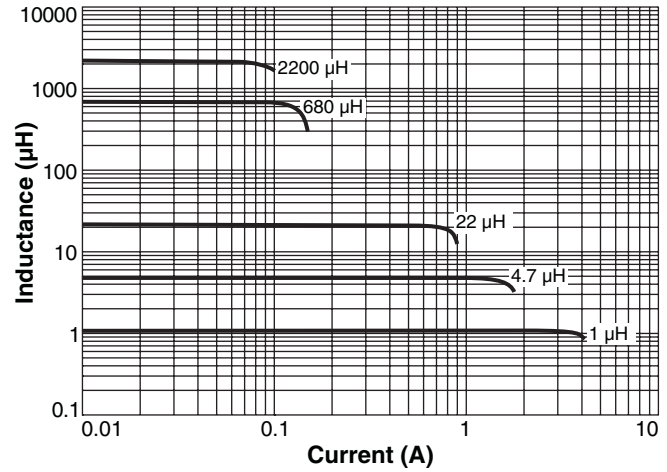
2. Inductance tested at 100 kHz, 0.1 Vrms using an Agilent/HP 4192A. Inductance at 1 MHz is the same for parts with SRF ≥10 MHz.
3. DCR measured on a micro-ohmmeter.
4. SRF measured using Agilent/HP 8753ES or equivalent.
5. DC current at 25°C that causes the specified inductance drop from its value without current. [Click for temperature derating information.](#)
6. Current that causes the specified temperature rise from 25°C ambient. This information is for reference only and does not represent absolute maximum ratings. [Click for temperature derating information.](#)
7. Electrical specifications at 25°C. Refer to Doc 362 "Soldering Surface Mount Components" before soldering.

Shielded SMT Power Inductors – LPS4018 Series

Typical L vs Frequency



Typical L vs Current

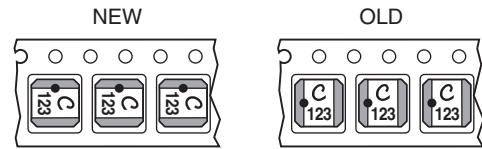


* Dimensions are of the case not including the termination. For maximum overall dimensions including the termination, add 0.005 in / 0,13 mm.
For optional tin-lead and tin-silver-copper terminations, dimensions are for the mounted part. Dimensions before mounting can be an additional 0.005 inch / 0,13 mm).

Dimensions are in $\frac{\text{inches}}{\text{mm}}$

Packaging 1000/7" reel; 3500/13" reel Plastic tape: 12 mm wide, 0.23 mm thick, 8 mm pocket spacing, 1.9 mm pocket depth

NOTE NEW PART ORIENTATION Parts are rotated 90° in the packaging tape compared to previous versions of this product.



X-ON Electronics

Largest Supplier of Electrical and Electronic Components

Click to view similar products for [Fixed Inductors](#) category:

Click to view products by [Coilcraft](#) manufacturer:

Other Similar products are found below :

[MLZ1608M6R8WTD25](#) [MLZ1608N6R8LT000](#) [MLZ1608N3R3LTD25](#) [MLZ1608N3R3LT000](#) [MLZ1608N150LT000](#)

[MLZ1608M150WTD25](#) [MLZ1608M3R3WTD25](#) [MLZ1608M3R3WT000](#) [MLZ1608M150WT000](#) [MLZ1608A1R5WT000](#)

[MLZ1608N1R5LT000](#) [B82432C1333K000](#) [PCMB053T-1R0MS](#) [PCMB053T-1R5MS](#) [PCMB104T-1R5MS](#) [CR32NP-100KC](#) [CR32NP-](#)

[151KC](#) [CR32NP-180KC](#) [CR32NP-181KC](#) [CR32NP-1R5MC](#) [CR32NP-390KC](#) [CR32NP-3R9MC](#) [CR32NP-680KC](#) [CR32NP-820KC](#)

[CR32NP-8R2MC](#) [CR43NP-390KC](#) [CR43NP-560KC](#) [CR43NP-680KC](#) [CR54NP-181KC](#) [CR54NP-470LC](#) [CR54NP-820KC](#) [CR54NP-8R5MC](#)

[MGDQ4-00004-P](#) [MGDU1-00016-P](#) [MHL1ECTTP18NJ](#) [MHL1JCTTD12NJ](#) [PE-51506NL](#) [PE-53601NL](#) [PE-53630NL](#) [PE-53824SNLT](#) [PE-](#)

[62892NL](#) [PE-92100NL](#) [PG0434.801NLT](#) [PG0936.113NLT](#) [PM06-2N7](#) [PM06-39NJ](#) [HC2LP-R47-R](#) [HC2-R47-R](#) [HC3-2R2-R](#) [HC8-1R2-R](#)