


ALUMINUM ELECTROLYTIC CAPACITORS



PJ Series

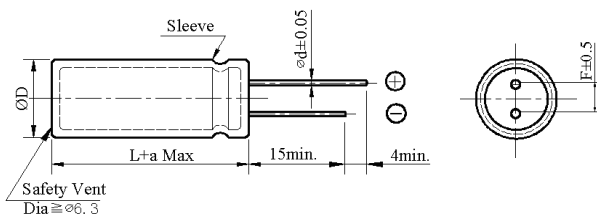
- For electronic ballast circuits and long life required applications
- High ripple current
- Load life: 8,000 to 10,000 hours at 105°C



SPECIFICATIONS

Item	Performance Characteristics														
Category Temperature Range	-25~ +105°C														
Working Voltage Range	160 ~ 450Vdc														
Capacitance Range	6.8 ~ 330 μF														
Capacitance Tolerance	±20% (at 25°C and 120Hz)														
Dissipation Factor (tanδ) (at 25°C, 120Hz)	<table border="1"> <tr> <td>Rated Voltage (V)</td> <td>160</td> <td>200</td> <td>250</td> <td>350</td> <td>400</td> <td>450</td> </tr> <tr> <td>tanδ(Max)</td> <td>0.20</td> <td>0.20</td> <td>0.24</td> <td>0.24</td> <td>0.24</td> <td>0.24</td> </tr> </table>	Rated Voltage (V)	160	200	250	350	400	450	tanδ(Max)	0.20	0.20	0.24	0.24	0.24	0.24
	Rated Voltage (V)	160	200	250	350	400	450								
tanδ(Max)	0.20	0.20	0.24	0.24	0.24	0.24									
Leakage Current	$I=0.03CV + 10\mu A$ I : Leakage current (μA) C : Rated capacitance (μF) V : Rated voltage (V) Impress the rated voltage for 2 minutes.														
Endurance	The following requirements shall be satisfied when the capacitor are restored to 25°C after the rated voltage applied for 10,000 (8,000 hours for Φ 10) hours at 105°C. <table border="1"> <tr> <td>Capacitance change</td> <td>≒ ±20% of the initial value</td> </tr> <tr> <td>Dissipation factor(tanδ)</td> <td>≒ 200% of the specified value</td> </tr> <tr> <td>Leakage current</td> <td>≒ specified value</td> </tr> </table>	Capacitance change	≒ ±20% of the initial value	Dissipation factor(tanδ)	≒ 200% of the specified value	Leakage current	≒ specified value								
Capacitance change	≒ ±20% of the initial value														
Dissipation factor(tanδ)	≒ 200% of the specified value														
Leakage current	≒ specified value														
Shelf Life	The following requirements shall be satisfied when the capacitor are restored to 25°C after the rated voltage applied for 1,000 hours at 105°C without voltage applied. <table border="1"> <tr> <td>Capacitance change</td> <td>≒ ±20% of the initial value</td> </tr> <tr> <td>Dissipation factor(tanδ)</td> <td>≒ 200% of the specified value</td> </tr> <tr> <td>Leakage current</td> <td>≒ 500% of the specified value</td> </tr> </table>	Capacitance change	≒ ±20% of the initial value	Dissipation factor(tanδ)	≒ 200% of the specified value	Leakage current	≒ 500% of the specified value								
Capacitance change	≒ ±20% of the initial value														
Dissipation factor(tanδ)	≒ 200% of the specified value														
Leakage current	≒ 500% of the specified value														
Others	Conforms to JIS-C-5101-4 (1998), characteristic W.														


DIMENSIONS (mm)



ΦD	10	12.5 L < 35	12.5 L ≥ 35	16	18
ΦD	ΦD + 0.5 Max				ΦD + 1.0 Max
Φd	0.6	0.6	0.8	0.8	0.8
F	5.0	5.0		7.5	7.5
a	L + 1.5 Max	$\leq 35 L + 1.5 \text{Max}$ $\geq 40 L + 2.0 \text{Max}$		L + 1.5 Max	

PART NUMBERING SYSTEM(Example : 350V 150μF)

P J 2 V 1 5 I M N N 1 8 4 0





PJ Series

◆ Case size & Permissible rated ripple current: (mA rms) at 105°C / 120Hz

uF \ Vdc	160		200		250	
	ΦD × L	RC	ΦD × L	RC	ΦD × L	RC
10	10×16	125	10×16	125	10×20	140
22	10×20	200	10×20	200	10×20	200
33	10×20	250	10×20	260	12.5×20	320
47	10×20	300	12.5×20	390	12.5×20	390
68	12.5×20	470	12.5×25	470	16×20	520
82	12.5×20	510	16×20	550	16×20	550
100	12.5×25	620	16×20	630	16×25	680
	16×20	630				
150	16×25	770	16×25	840	18×25	860
220	16×30	1020	18×25	1050	18×31.5	1130
330	18×31.5	1390	18×35.5	1430		

uF \ Vdc	350		400		450	
	ΦD × L	RC	ΦD × L	RC	ΦD × L	RC
6.8	10×16	110	10×16	110	10×20	110
10	10×20	140	10×20	140	12.5×20	180
15			12.5×20	220	12.5×25	240
22	12.5×20	260	12.5×25	260	16×20	290
33	16×20	360	16×20	360	16×25	390
					18×20	380
47	16×25	430	16×25	470	18×25	480
			18×20	450		
68	16×30	560	18×25	585	18×31.5	630
	18×20	550				
82	18×25	610	18×30	610	18×35.5	715
100	18×30	700	18×31.5	765	18×40	800
120	18×31.5	830	18×35.5	865		
150	18×40	960	18×45	985		

◆ RIPPLE CURRENT MULTIPLIERS

Frequency Multipliers

Vdc	Frequency (Hz)				
	50	120	1K	10K	100K
160 ~ 450	0.80	1.00	1.30	1.40	1.50

X-ON Electronics

Largest Supplier of Electrical and Electronic Components

Click to view similar products for [Aluminium Electrolytic Capacitors - Radial Leaded](#) category:

Click to view products by [Elite](#) manufacturer:

Other Similar products are found below :

[NRELS102M35V16X16C.140LLF](#) [ESRG160ETC100MD07D](#) [227RZS050M](#) [335CKR250M](#) [476CKH100MSA](#) [477CKR100M](#)
[107CKR010M](#) [107CKH063MSA](#) [RJH-25V222MI9#](#) [RJH-35V221MG5#](#) [B43827A1106M8](#) [RJH-50V221MH6#](#) [EKYA500ELL470MF11D](#)
[B41022A5686M6](#) [ESRG250ELL101MH09D](#) [EKMA160EC3101MF07D](#) [RJB-10V471MG3#](#) [ESMG160ETD221MF11D](#)
[EKZH160ETD152MJ20S](#) [RJH-35V122MJ6#](#) [EGXF630ELL621ML20S](#) [RBD-25V100KE3#N](#) [EKMA350ELL100ME07D](#)
[ESMG160ETD101ME11D](#) [ELXY100ETD102MJ20S](#) [EGXF500ELL561ML15S](#) [EKMG350ETD471MJ16S](#) [35YXA330MEFC10X12.5](#)
[RXW471M1ESA-0815](#) [ELXZ630ELL221MJ25S](#) [ERR1HM1R0D11OT](#) [LPE681M30060FVA](#) [LPL471M22030FVA](#) [HFE221M25030FVA](#)
[LKMD1401H221MF](#) [B41888G6108M000](#) [EKMA160ETD470MF07D](#) [UHW1J102MHD6](#) [EKMG500ETD221MJC5S](#) [LKMK2502W101MF](#)
[LKMD1401H181MF](#) [LKMI2502G820MF](#) [LKMJ2001J122MF](#) [LKML2501C472MF](#) [LKMJ4002C681MF](#) [450MXH330MEFCSN25X45](#)
[450MXK330MA2RFC22X50](#) [63ZLH560MEFCG412.5X30](#) [ELH2DM331O25KT](#) [ELH2DM471P30KT](#)