






STANDARD SPECIFICATION

Non-rechargeable Li-SOCl₂ cell

LST 17330 Type

	Name	Position	Date	Signature
Written by	A. Kerouanton	Lithium Product Manager	02/05	
Checked by	D. Charlton	Lithium Product Specification Mger	02/05	
Approved by	PM. Leroy	Lithium Sales Director	02/05	

Issued by	A. Kerouanton	A. Kerouanton	A. Kerouanton	A. Kerouanton	
Date	12/02	10/03	11/04	02/05	
Edition Nr	1	2	3	4	

LST 17330

Page 1
Feb. 2005
N° 8802 Ed. 4



RECORD OF REVISIONS

REVISION DATE	EDITION NUMBER	REVISION PAGE	MODIFICATIONS
12/2002	1	All	Creation
10/2003	2	3 § 2B 3 § 2C 3 § 2D 6 § 6c 7 § 8 11 to 16	On 24 k Ω /0.15 mA \rightarrow 12 k Ω /0.3 mA 1.70 Ah \rightarrow 2.0 Ah Max. recommended continuous current 80 mA \rightarrow 25 mA 85°C \rightarrow 100°C Capacity 1.55 \rightarrow 1.80 Ah (initial) / 1.50 \rightarrow 1.75 Ah (after storage) Adjusted cell dimensions
11/2004	3	3 § 2C 3 § 2E	Nominal capacity 2.0 Ah \rightarrow 2.1 Ah Pulse current capability 25 mA \rightarrow 120 mA
02/2005	4	3 § 2C 5 & 6 7 § 8	Nominal current on 1.2 k Ω /3 mA \rightarrow on 1.7 k Ω /2 mA ATEX Certification Capacity on 1200 Ω \rightarrow 1700 Ω



1. Subject

This specification presents typical and guaranteed ex-works values for the Lithium-Thionyl Chloride (Li-SOCl₂) cell type LST 17330 (ANSI standard 2/3 A).

This cell is intended for high energy applications, requesting good voltage response and operating life in - 60/+ 85°C environments.

2. Typical values

A. Designation

LST 17330 (*ex-T32/8AA*)

B. Nominal voltage

3.6 V (*on 12 kΩ/0.3 mA at + 20°C*).

C. Nominal capacity

2.1 Ah (*on 1.7 kΩ/2 mA, at + 20°C, cut-off voltage 2 V*).

(The capacity returned by the cell varies according to the current drain, the temperature and the voltage cut-off).

D. Maximum recommended continuous current

25 mA

(to get 50 % of the nominal capacity at + 20 °C to a 2 V cut-off. Higher currents are possible. Consult Saft).

E. Pulse current capability

Typically up to 120 mA (120 mA/0.1 second pulses, drained every 2 mn at + 20°C from undischarged cells with 10 μA base current, yield voltage readings above 3.0 Volts). The cell voltage response varies according to pulse characteristics (frequency, duration), temperature, cell history (storage conditions prior to usage) and the application's acceptable minimum voltage. *Consult Saft for case by case study.*

The use of parallel capacitor to enhance the voltage during the first tens of millisecond of the pulses might be recommended. *Consult Saft.*



F. Operating temperature range

- 60/+ 85°C

(short excursions up to + 120°C possible without leakage but external sleeve deterioration may occur above 100°C)

(Operation above ambient temperature may lead to reduced capacity and lower voltage readings at the beginning of pulses).

G. Typical weight

14.4 grams.

3. Construction and visual aspect

A. Construction

The LST 17330 cell is constructed according to the concentric electrodes "bobbin" technology.

A glass-to-metal seal ensures the hermeticity of the cell ($\leq 10^{-7}$ atm.cc/sec under 1 atm He).

B. Visual aspect

When inspected by eye, the LST 17330 cell should not show any trace of dents, swelling, corrosion or electrolyte leakage. Marking should be readable.

4. Environment and mechanical tests

A. Altitude simulation

The LST 17330 cell complies with the UN** and IEC*** tests which consist of storage at +20°C for at least 6 hours under an absolute pressure of 11.6 kPa ($\approx 15,240$ m altitude) without any leakage, fire, vent or explosion.

B. Free fall

The LST 17330 cell complies with the IEC*** test which consists of 2 drops/plane (6 in total, samples randomly oriented) onto a concrete floor from an height of 1.0 m without any leakage, vent, explosion or fire.



C. Vibration

The LST 17330 cell complies with the UL* and IEC*** tests which consist of the following:

- Frequency span : 10 to 55 Hz.
- Peak to peak amplitude : 1.6 mm.
- Test duration : 95 ± 5 mm per axis.

Test carried out on three perpendicular axes. The cell must retain its operational characteristics and normal visual aspect.

D. Mechanical shock

The LST 17330 cell complies with the UL* and IEC*** tests which consist in performing the following:

- Average acceleration : 75 g.
- Maximum acceleration : 125 - 175 g.

Shocks applied to each of the three perpendicular axes. The cell must retain its operational characteristics and normal visual aspect.

Safety standards mentioned:

- *UL Underwriters Laboratories Inc.
"Standard for Lithium Batteries" – UL 1642 – Third Edition – 1995
- **UN Secretariat of the United Nations
"Model Regulations on the Transport of Dangerous Goods"
Ref. ST/SG/AC.10/1 – Revision 13 – 2003
+ "Manual of Tests and Criteria"
Ref. ST/SG/AC.10/11 – Revision 3 – Amendment 1 "Lithium Batteries" – 2002
- ***IEC International Electrotechnical Commission
International safety standard for lithium batteries
"IEC-CEI 86-4" – Second Edition – 2000
- ATEX Intrinsic Safety Standard for use in explosive atmospheres
EN 50020 – Clause 10.9 – 2002.



5. Storage

Before use the LST 17330 cell should be stored in dry and cool conditions, at a temperature preferably not exceeding +30°C.

Storage at higher temperature is possible but it may affect later the cell capacity and its ability to show good start up voltage characteristics.

6. Safety

We advise, during use of the LST 17330 cell, the following precautions should be observed:

- a) Do not remove the cells from their original packing before use.
- b) Do not store the cells in bulk in order to avoid accidental short circuiting.
- c) Do not heat above 100°C or incinerate.
- d) Do not disassemble.
- e) Do not recharge.
- f) Do not solder directly on the cell. *(use tabbed cell finish versions instead)*.
- g) Do not mix new and used cells or cells from different origins.
- h) Respect the polarities of the cell.

The LST 17330 cell is recognized as "Technician Replaceable" by the Underwriters Laboratories Inc. under the file number MH 12802.

The LST 17330 cell complies with the International Electrotechnical Commission (IEC) Safety Standard IEC-CEI 86-4.

The LST 17330 cell complies with the requirements of the clause 10.9 of the ATEX Safety Standard and is assigned to the class T5.

7. Transport

The LST 17330 cell has demonstrated an ability to pass the safety tests listed in the United Nations "Recommendations on the Transport of Dangerous Goods – Manual of Tests and Criteria" Reference ST/SG/AC.10/11 Revision 3 : Amendment 1 "Lithium Batteries" – 2002.

Hence, and in accordance with the United Nations "Model Regulations on the Transport of Dangerous Goods" Reference ST/SG/AC.10/1 – Revision 13 – 2003, the LST 17330 cell, which contains less than 1 gram of lithium metal, is declared non-restricted to transport.



8. Guaranteed minimum values

	Initial [*]	Up to 12 months storage ^{**} in the recommended + 30 °C max. conditions
Open Circuit Voltage (OCV)	3.640 V	3.640 V
On Load Voltage (after 6 seconds on $80 \Omega \pm 1 \%$ at + 20°C) (I \approx 39 mA)	3.10 V	2.90 V
Capacity (on $1700 \Omega \pm 1 \%$ at + 20°C 2 V cut-off)	1.80 Ah	1.75 Ah

9. Incoming inspection

Prior to release from factory, the LST 17330 cell is 100 % inspected for Open Circuit Voltage (OCV) and On Load Voltage.

The capacity, visual aspect and dimensions are checked by sampling.

In case of incoming inspection, Saft recommends the following:

A. Sampling standards

French	British	German	American	ISO
NFX 06-022 NFX 06-023	BS 6001 BS 6002	DIN 40080 DIN ISO 3951	MIL STD 10 5D MIL STD 414	2859 3951

* Initial : Within one month following the date code printed on the sleeve.

** Following the date code printed on the sleeve.



B. Acceptable Quality Levels (AQL)

Cell lot size	Sampling size	AQL
1 – 3 200	32	0.4 %
3 201 – 10 000	50	0.25 %
> 10 000	80	0.15 %

10. Labelling

The external surface of the LST 17330 cell displays the following:

SAFT LITHIUM LST 17330 Made in U.K. 3.6V +/- polarities

UL logo Safety warning Crossed-out wheeled refusal bin logo

Cell finish date code with year/day.

Example:

03 097

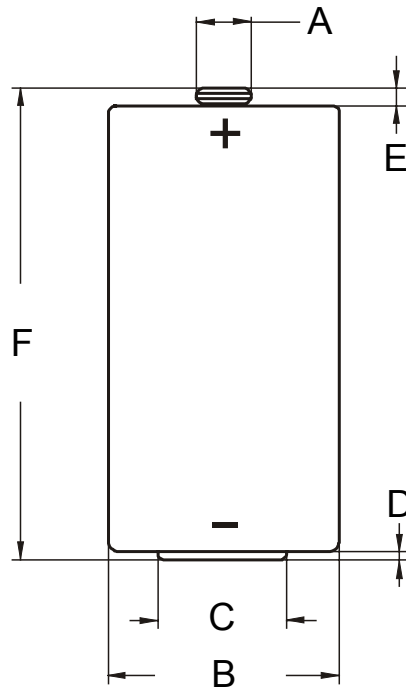
(cell finished the 97th day of year 2003)



11. Untabbed/sleeved cell external dimensions

(dimensions in mm)

P/N T32/8AA.1



LST 17330	A	B	C	D	E	F
	4.0 maxi	16.3 ± 0.2	8.7 ± 0.3	0.5 ± 0.1	1.2 ± 0.2	33.1 ± 0.3



12. Main cell finish versions

A. LST 17330 CNR

(version with 2 rectangular nickel-plated steel radial tabs running in the same direction) P/N T32/8AA.10

B. LST 17330 2PF

(version with 2 nickel-plated steel radial tabs featuring 1 prong on each side) P/N T32/8AA.6

C. LST 17330 3PF

(version with 2 nickel-plated steel radial tabs featuring 2 prongs on + side and 1 prong on – side) P/N T32/8AA.11

D. LST 17330 3PF RP

(version with 2 nickel-plated steel radial tabs featuring 2 prongs on - side and 1 prong on + side) P/N T32/8AA.9

E. LST 17330 CNA

(version with 2 tinned-copper axial leads) P/N T32/8AA.8

F. LST 17330 CNR OP

(version with 2 rectangular nickel-plated steel radial tabs running in opposite directions) P/N T32/8AA.2

See corresponding drawings on the following pages.

Other finish versions are available on request. Consult Saft.

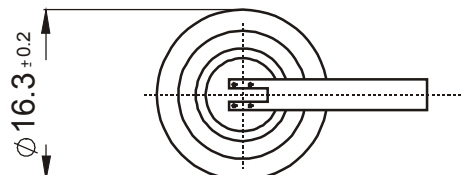
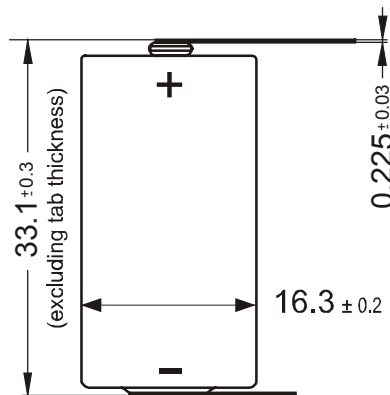
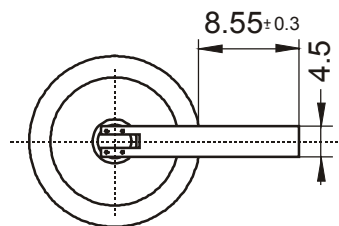


LST 17330 CNR

P/N T32/8AA.10

(dimensions in mm)

**Version with 2 rectangular nickel-plated steel radial tabs
running in the same direction**



LST 17330

Page 11
Feb. 2005
N° 8802 Ed. 4

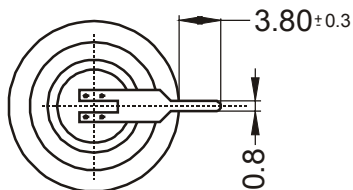
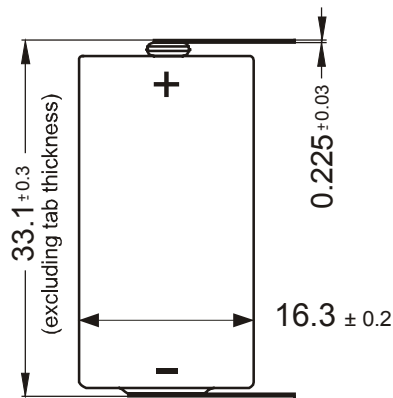
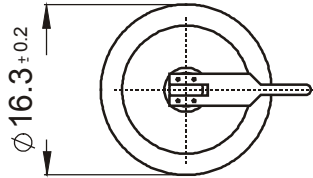


LST 17330 2PF

P/N T32/8AA.6

(dimensions in mm)

Version with 2 nickel-plated steel radial tabs featuring 1 prong on each side



LST 17330

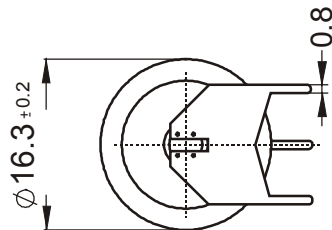


LST 17330 3PF

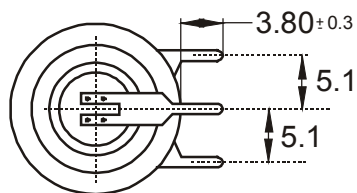
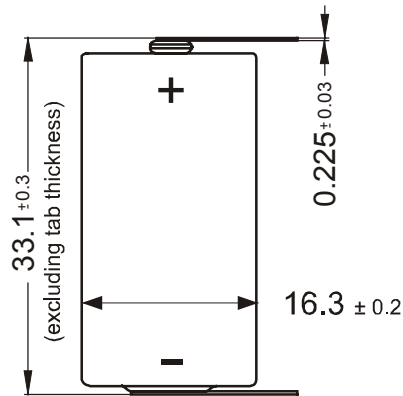
P/N T32/8AA.11

(dimensions in mm)

**Version with 2 nickel-plated steel radial tabs
featuring 2 prongs on + side and 1 prong on - side**



Positive end



Negative end

LST 17330

Page 13
Feb. 2005
N° 8802 Ed. 4

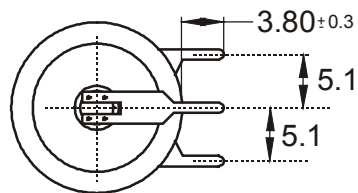


LST 17330 3PF RP

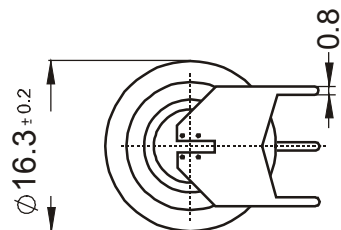
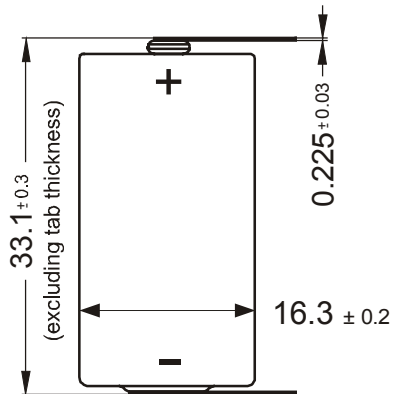
P/N T32/8AA.9

(dimensions in mm)

**Version with 2 nickel-plated steel radial tabs
featuring 2 prongs on – side and 1 prong on + side**



Positive end



Negative end

LST 17330

Page 14
Feb. 2005
N° 8802 Ed. 4

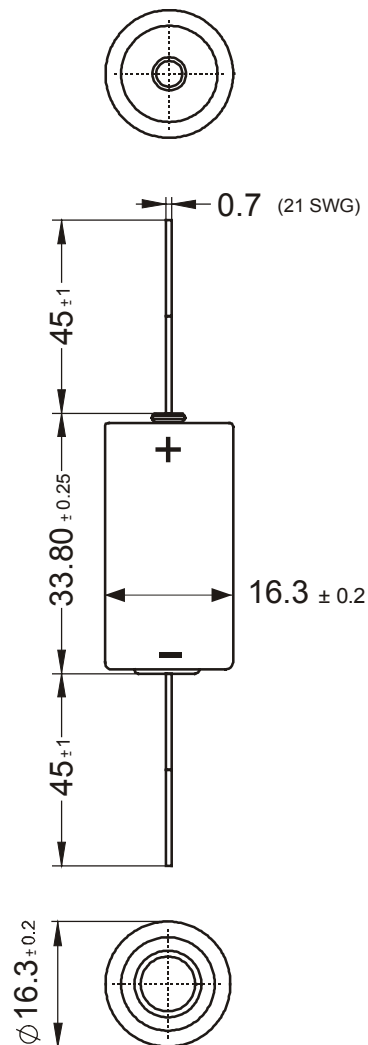


LST 17330 CNA

P/N T32/8AA.8

(dimensions in mm)

Version with 2 tinned-copper axial leads



LST 17330

Page 15
Feb. 2005
N° 8802 Ed. 4

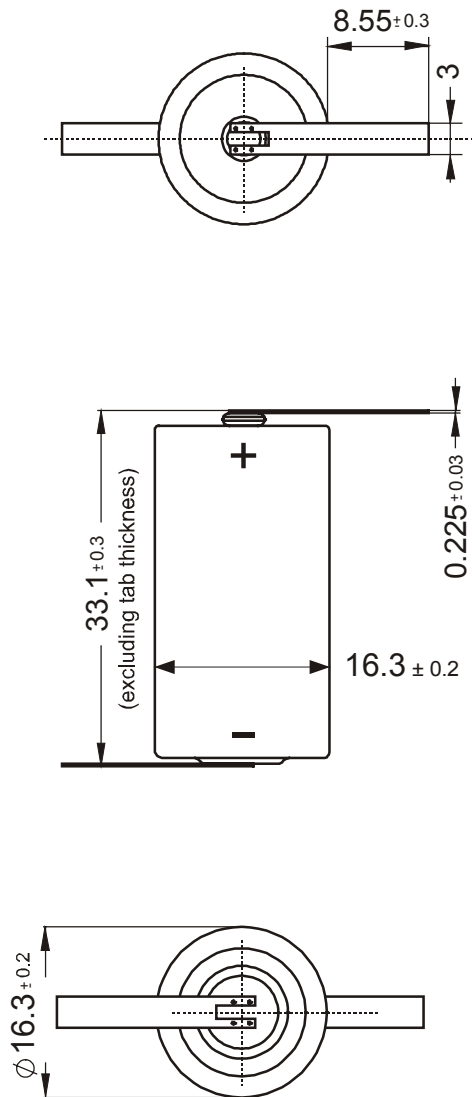


LST 17330 CNR OP

P/N T32/8AA.2

(dimensions in mm)

Version with 2 rectangular nickel-plated steel radial tabs running in opposite directions



LST 17330

Page 16
Feb. 2005
N° 8802 Ed. 4

X-ON Electronics

Largest Supplier of Electrical and Electronic Components

Click to view similar products for [saft manufacturer](#):

Other Similar products are found below :

[MGN7485](#) [058639H](#) [MFN7477](#) [093888C](#)