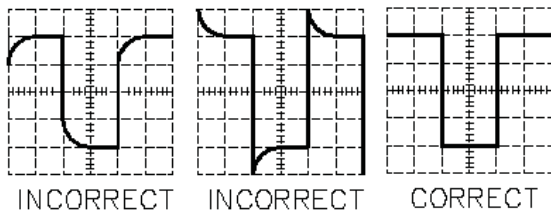


Introduction

The TA131 is a passive high impedance probe, designed for use with oscilloscopes. It is calibrated to work effectively with instruments that have an input impedance of 1M Ohm, shunted by 18 pF. You can also use it with oscilloscopes that have an input capacitance of 10-35pF, if you make an adjustment to compensate. In the head of the probe is a two position slide switch which allows you to select the attenuation you require: either X1 or X10. The small box adjacent to the BNC plug contains two adjustable resistors that enable high frequency trimming. This is usually not required.

Frequency compensation adjustment

Connect the probe to an oscilloscope and a 1KHz square waveform source. Move the attenuation switch on the probe to the X10 position. Set the oscilloscope to display two to three cycles, and two to six vertical divisions. Carefully adjust the compensation trimmer tool on the head of the probe until the waves displayed on the oscilloscope are perfectly square.



pico Technology
Pico Technology Ltd
 Tel +44 (0)1480 396395 Fax +44 (0)1480 396395
 www.picotech.com E-mail: sales@picotech.com

Specifications:

Position X10

Attenuation Ratio	10:1
Bandwidth	DC to 250MHz
Rise time	1.4ns
Input Resistance	10M when used with oscilloscopes with 1M input
Input Capacitance	Approx. 11pF
Compensation Range	10 to 35pF
Working Voltage	600VDC incl. Peak AC derating with frequency (see Fig.1)

Position X1

Attenuation Ratio	1:1
Bandwidth	DC to 10MHz
Rise Time	35ns
Input Resistance	1M(Oscilloscope Input)
Input Capacitance	46pF plus oscilloscope capacitance
Working Voltage	600V DC incl. Peak AC Derating with frequency conformed IEC-1010 CAT II
Safety	
Cable Length	1.2Meter

Voltage derating curve

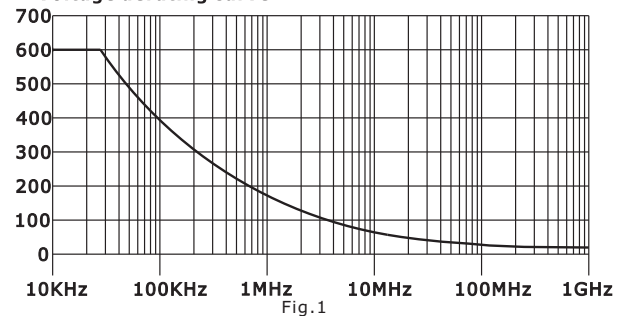


Fig.1

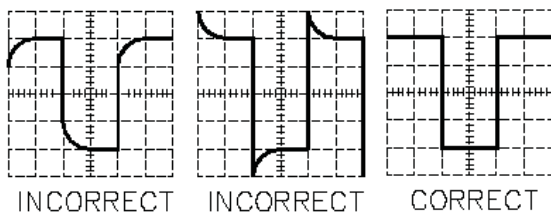
Update:22-04-2011

Introduction

The TA132 is a passive high impedance probe, designed for use with oscilloscopes. It is calibrated to work effectively with instruments that have an input impedance of 1M Ohm, shunted by 18 pF. You can also use it with oscilloscopes that have an input capacitance of 10-35pF, if you make an adjustment to compensate. In the head of the probe is a two position slide switch which allows you to select the attenuation you require: either X1 or X10. The small box adjacent to the BNC plug contains two adjustable resistors that enable high frequency trimming. This is usually not required.

Frequency compensation adjustment

Connect the probe to an oscilloscope and a 1KHz square waveform source. Move the attenuation switch on the probe to the X10 position. Set the oscilloscope to display two to three cycles, and two to six vertical divisions. Carefully adjust the compensation trimmer tool on the head of the probe until the waves displayed on the oscilloscope are perfectly square.



pico Technology
Pico Technology Ltd
 Tel +44 (0)1480 396395 Fax +44 (0)1480 396395
 www.picotech.com E-mail: sales@picotech.com

Specifications:

Position X10

Attenuation Ratio	10:1
Bandwidth	DC to 150MHz
Rise time	2.33ns
Input Resistance	10M when used with oscilloscopes with 1M input
Input Capacitance	Approx. 11pF
Compensation Range	10 to 35pF
Working Voltage	600VDC incl. Peak AC derating with frequency (see Fig.1)

Position X1

Attenuation Ratio	1:1
Bandwidth	DC to 10MHz
Rise Time	35ns
Input Resistance	1M(Oscilloscope Input)
Input Capacitance	46pF plus oscilloscope capacitance
Working Voltage	600V DC incl. Peak AC Derating with frequency conformed IEC-1010 CAT II
Safety	
Cable Length	1.2Meter

Voltage derating curve

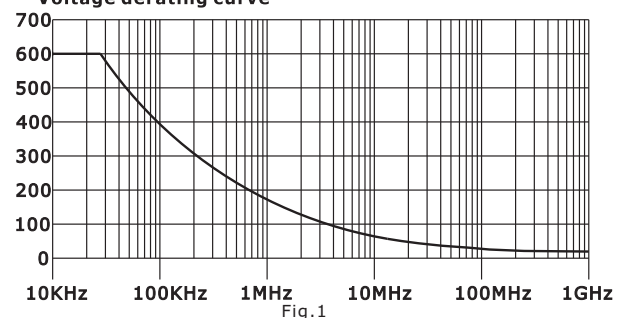


Fig.1

Update:Apr.27.2011

X-ON Electronics

Largest Supplier of Electrical and Electronic Components

Click to view similar products for [pico manufacturer](#):

Other Similar products are found below :

[MI136](#) [PA149](#) [PICO CONNECT 442](#) [SE050](#) [SE055](#) [SE056](#) [SE057](#) [SE058](#) [PICOCONNECT 910 KIT](#) [TA328](#) [TA155](#) [MI078](#) [81170](#) [SE049](#)
[SE054](#) [MI106](#) [TA384](#) [TA385](#) [100501](#) [SE053](#) [44740M2735659](#) [PICOLOG 1216](#) [TA139](#) [TA313](#) [TA089](#) [TC-08 BUNDLE](#) [PICOSCOPE](#)
[5442D](#) [TA050](#) [TA018](#) [42345M2735662](#) [75005](#) [TA090](#) [PS010](#) [TA058](#) [SE028](#) [TC-08](#) [PICOSCOPE 2204A](#)