

Thermal motor protector  
Temperature limiter  
Thermal cut-out

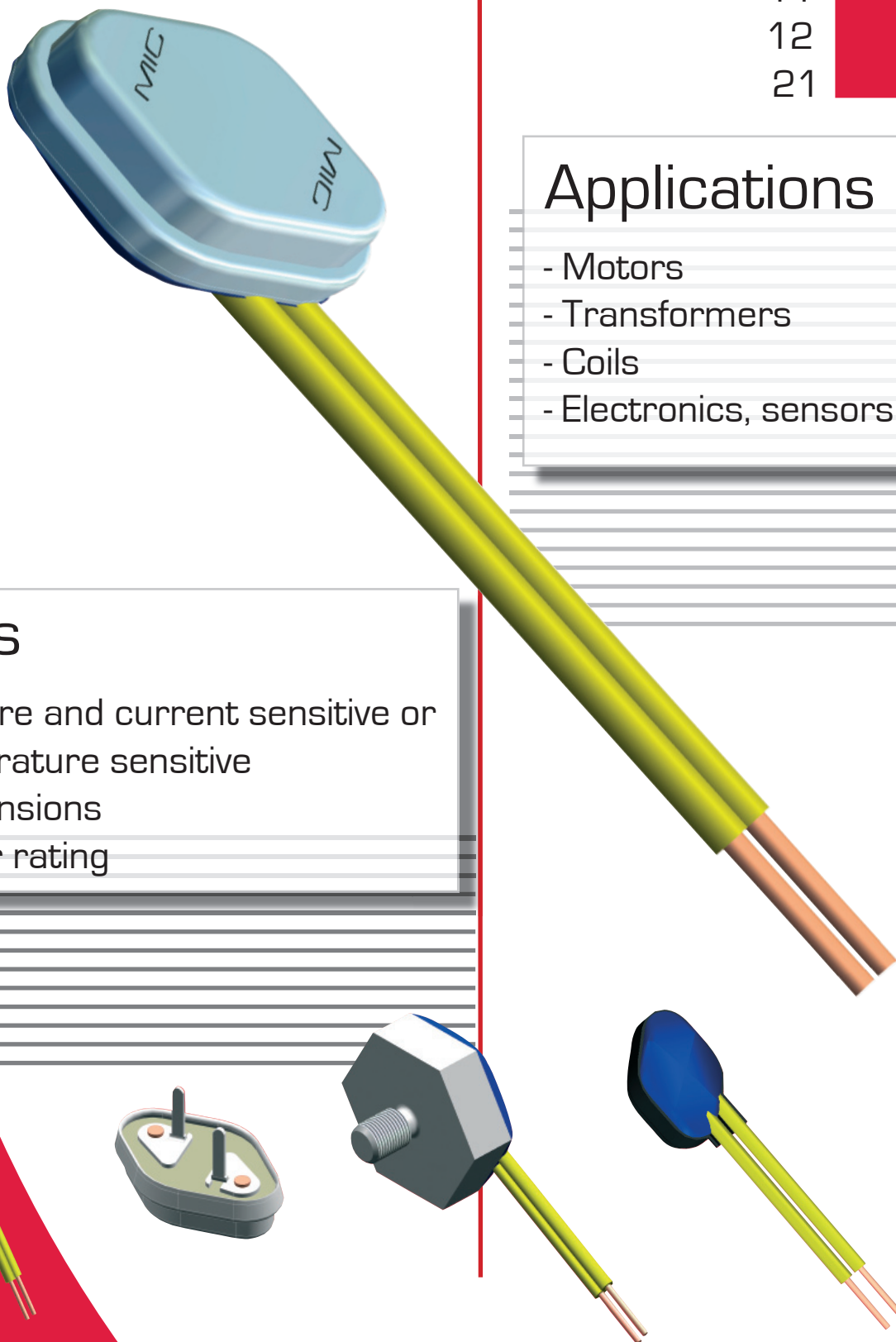
10  
11  
12  
21

## Applications

- Motors
- Transformers
- Coils
- Electronics, sensors

## Benefits

- Temperature and current sensitive or only temperature sensitive
- Small dimensions
- High power rating






**MICROTHERM**



Microtherm International Cooperation

## Technical data

control type		T10A / E <sup>1)</sup> T11A / E	T10B / G	T12A / E	T21A / E	T21B / G
ratings						
version		normally closed	normally open	normally closed	normally closed	normally open
rated current at 250 V 50/60 Hz ( power factor 0.95 / 0.6 )		2.5 A / 1.6 A	2.0 A / 1.6 A	6.3 A / 2.5 A	10.0 A / 2.0 A	3.5 A / 2.0 A
switching cycles		10,000				
max. current at 250 V 50/60 Hz ( power factor 0.95 )		10.0 A		12.0 A	20.0 A	
switching cycles under max. current		300		300	1,000	
temperature rating Ta ( steps in 5 K )		(50) 70 °C... 180 °C <sup>2)</sup>			80 °C ... 160 °C	
feature of automatic action		1.C.M, 2.C, 3.C		1.C, 3.C	1.B, 2.C, 3.C	
tolerances		Standard: ± 5 K				
contact resistance ( incl. wire of 100 mm )		< 50 mΩ				
hysteresis		30 K ± 15 K				
dielectric strength ( standard insulation )		2 kV				
shock- / vibration testing ( similar to EN 50155 )		400 m/s <sup>2</sup> sine half wave / 100 m/s <sup>2</sup> 5 Hz ... 2.000 Hz sine				
resistances to impregnation		tight against ordinary resins and lacquers				
degrees of protection provided by enclosures ( EN 60529 )		IP00				
suitable for use in protection category		I, II				
approvals	VDE 	EN 60730-1 / -2-2 / -2-3 <sup>3)</sup> /-2-9				
	UL 	UL 2111 / UL 873 <sup>4)</sup>				
	CSA 	C22.2 No. 77 / C22.2 No. 24 <sup>4)</sup>				

<sup>1)</sup> available with ± 3K tolerances and smaller hysteresis

<sup>3)</sup> different power rating

<sup>2)</sup> T10 max. Ta 160°C


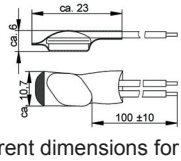

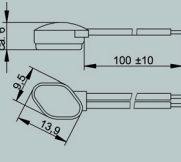
<sup>4)</sup> on demand

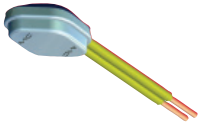
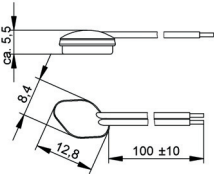

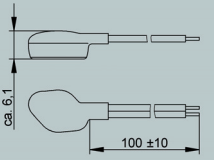

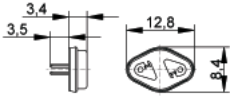

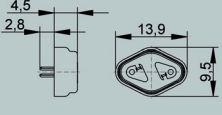

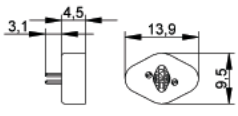

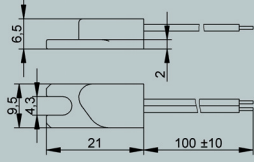

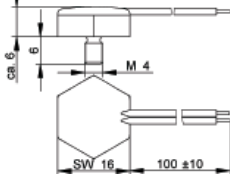
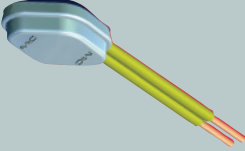
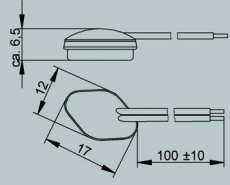

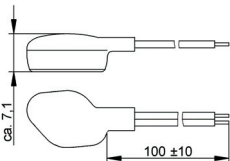
## Standard wire (length 100 ± 10 mm, stripped 6 ± 1 mm)

lead	code	temperature max.	operating voltage max.	diameter insulation	cross section diameter	UL style
stranded white	L300	150 °C	300 V	1.57 mm	AWG24 / 0.21 mm <sup>2</sup>	3398
	L310			1.80 mm	AWG20 / 0.48 mm <sup>2</sup>	
	L320 <sup>1)</sup>			2.15 mm	AWG18 / 0.96 mm <sup>2</sup>	
	L330	200 °C	600 V	0.90 mm	AWG24 / 0.24 mm <sup>2</sup>	3557
	L340			1.26 mm	AWG20 / 0.62 mm <sup>2</sup>	
	L350 <sup>1)</sup>			1.50 mm	AWG18 / 0.96 mm <sup>2</sup>	
solid yellow	L400	150 °C	300 V	1.40 mm	AWG24 / 0.51 mm	3398
	L410			1.65 mm	AWG20 / 0.81 mm	
	L430	200 °C	300 V	1.21 mm	AWG24 / 0.51 mm	1332
	L440			1.71 mm	AWG20 / 0.81 mm	

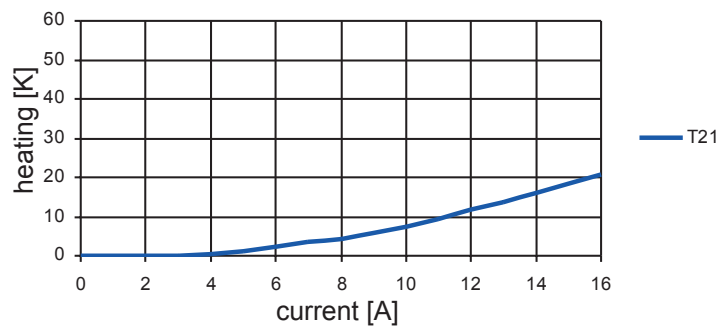
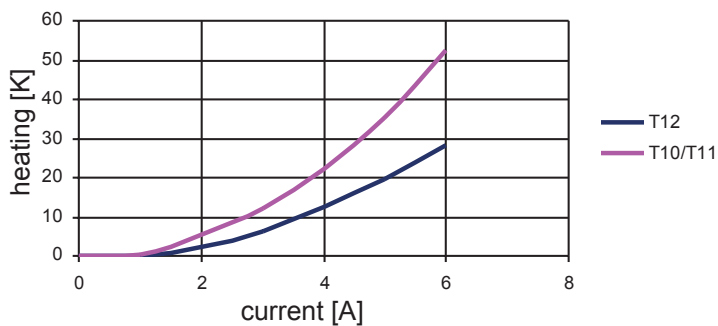
<sup>1)</sup> T21

## Standard insulation

control type	nc	no	code	illustration	drawing dimensions ( mm )	technical specification	approvals
T10	A	B	U250			shrink cap potted Attention: Ta max. 155 °C	VDE, UL
T11, T12	A	B					
T21	A	B	U256				
T10	A	B	U174			cap of PPS potted	VDE, UL
T11, T12	A	B					

control type	nc	no	code	illustration	drawing dimension (mm)	technical specification	approvals
T10 T11, T12	A A	B		 type T11, T12 illustrated		no insulation potted	VDE, UL, CSA
T10 T11, T12	A A	B	U112			coated Attention: Ta max. 160°C	VDE, UL
T10, T11	A		A334			no insulation PCB connector grid dimension 5.08	VDE, UL
T10, T11	A		A334 U314			cap of PPS PCB connector grid dimension 5.08	VDE, UL
T10, T11	A		A334 U315			cap of PPS PCB connector grid dimension 5.08	VDE, UL
T10 T11, T12	A A	B	U298			housing of PPS potted	VDE, UL
T10 T11, T12	E E	G	G502			potted aluminium housing anodized black M4x6 Attention: Ta max. 150 °C	VDE, UL
T21	A	B				no insulation potted	VDE, UL, CSA
T21	A	B	U112			coated	VDE, UL

## Heating by current



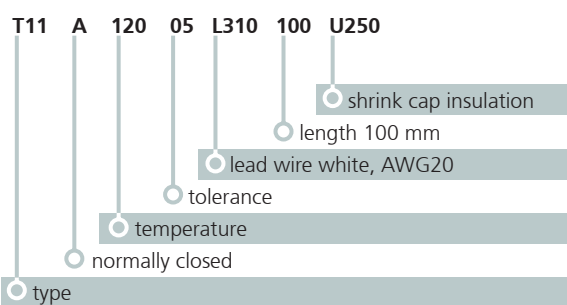
The diagrams are measured with a thermal control without any insulation in an oil bath.

Attention:

The heating depends on the thermal conduction of the control to the equipment or part which should be protected.

## Ordering and marking example

### Ordering example



Deviations from standard controls on request.

### Marking

- T11A** type (T11 nc)
- 12005** response temperature (120°C), tolerance ( $\pm 5K$ )
- 026D** date of manufacture (Feb.2006), country (D=Germany)

Representation office:

**Microtherm GmbH**  
Täschewaldstraße 3  
Postfach 1208  
D-75112 Pforzheim

Fon: +49 (0)7231 787-0  
Fax: +49 (0)7231 787-155  
E-Mail: mic-pforzheim@microtherm.de  
Internet: www.microtherm.de

## X-ON Electronics

Largest Supplier of Electrical and Electronic Components

*Click to view similar products for [Board Mount Temperature Sensors](#) category:*

*Click to view products by [Microtherm](#) manufacturer:*

Other Similar products are found below :

[5962-8757102XA](#) [66F115](#) [MCP9808-EMS](#) [MCP98242T-BEMNY](#) [MCP9843T-BEMC](#) [EMC1063-1-ACZL-TR](#) [NCT218FCT2G](#)  
[O53GAB175A-160Y](#) [OH10/62,112](#) [3610085020002](#) [389049M9527](#) [TC622EAT](#) [TC6501P095VCTTR](#) [TC6501P105VCTTR](#)  
[TC6501P125VCTTR](#) [MCP9802A0T-M/OT](#) [MCP9803T-M/SN](#) [MCP9843-BEST](#) [TC6501P115VCTTR](#) [TC6502P065VCTTR](#)  
[ADM1023ARQZ-REEL](#) [ADM1024ARUZ-REEL](#) [ADM1032ARMZ-1RL](#) [AT30TS74-U1FMBB-T](#) [AT30TS74-U1FMAB-T](#) [AT30TS74-](#)  
[U1FMCB-T](#) [AT30TS74-U1FMDB-T](#) [ADT7483AARQZ-RL](#) [ADT7481ARMZ-REEL](#) [ADT7463ARQZ-REEL](#) [MCP98243T-BEMNY](#)  
[MCP98243T-BE/MC](#) [66L080-0226](#) [MAX31820MCR+T](#) [MAX1452CAEC8H](#) [DS1780E](#) [TMP05BKSZ-REEL7](#) [5962-8757103XA](#) [WTK-14-](#)  
[36/N](#) [E52-CA6D-N 4M](#) [MCP98244T-BEMNY](#) [MCP9802A5T-MOT](#) [MAX6581TG9A+T](#) [DS75S-C11+T&R](#) [S-58LM20A-I4T1U](#)  
[MAX6501UKP120+T](#) [MCP98243T-BE/ST](#) [AT30TS01-MAA5M-T](#) [NCT375DR2G](#) [DS18S20-SL+T&R](#)