

# MPSA92, MPSA93

## High Voltage Transistors

### PNP Silicon



ON Semiconductor®

<http://onsemi.com>

#### Features

- Pb-Free Packages are Available\*

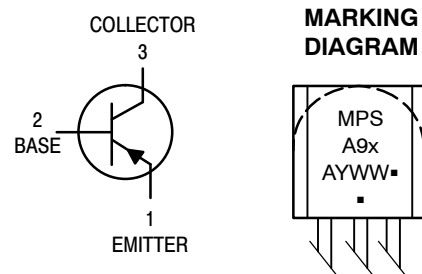
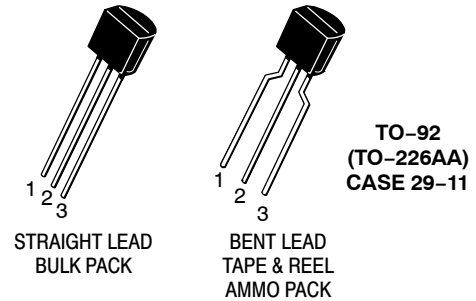
#### MAXIMUM RATINGS

Rating	Symbol	Value	Unit
Collector–Emitter Voltage MPSA93 MPSA92	$V_{CEO}$	-200 -300	Vdc
Collector–Base Voltage MPSA93 MPSA92	$V_{CBO}$	-200 -300	Vdc
Emitter–Base Voltage	$V_{EBO}$	-5.0	Vdc
Collector Current – Continuous	$I_C$	-500	mAdc
Total Device Dissipation @ $T_A = 25^\circ\text{C}$ Derate above $25^\circ\text{C}$	$P_D$	625 5.0	mW mW/ $^\circ\text{C}$
Total Device Dissipation @ $T_C = 25^\circ\text{C}$ Derate above $25^\circ\text{C}$	$P_D$	1.5 12	W mW/ $^\circ\text{C}$
Operating and Storage Junction Temperature Range	$T_J, T_{stg}$	-55 to +150	$^\circ\text{C}$

#### THERMAL CHARACTERISTICS

Characteristic	Symbol	Max	Unit
Thermal Resistance, Junction–to–Ambient	$R_{\theta JA}$	200	$^\circ\text{C}/\text{W}$
Thermal Resistance, Junction–to–Case	$R_{\theta JC}$	83.3	$^\circ\text{C}/\text{W}$

Stresses exceeding Maximum Ratings may damage the device. Maximum Ratings are stress ratings only. Functional operation above the Recommended Operating Conditions is not implied. Extended exposure to stresses above the Recommended Operating Conditions may affect device reliability.



- x = 2 or 3
  - A = Assembly Location
  - Y = Year
  - WW = Work Week
  - = Pb-Free Package
- (Note: Microdot may be in either location)

#### ORDERING INFORMATION

See detailed ordering and shipping information in the package dimensions section on page 3 of this data sheet.

\*For additional information on our Pb-Free strategy and soldering details, please download the ON Semiconductor Soldering and Mounting Techniques Reference Manual, SOLDERRM/D.

# MPSA92, MPSA93

## ELECTRICAL CHARACTERISTICS (T<sub>A</sub> = 25°C unless otherwise noted)

Characteristic	Symbol	Min	Max	Unit	
<b>OFF CHARACTERISTICS</b>					
Collector–Emitter Breakdown Voltage (Note 1) (I <sub>C</sub> = -1.0 mA <sub>dc</sub> , I <sub>B</sub> = 0)	MPSA92 MPSA93	V <sub>(BR)CEO</sub>	-300 -200	– –	V <sub>dc</sub>
Collector–Base Breakdown Voltage (I <sub>C</sub> = -100 μA <sub>dc</sub> , I <sub>E</sub> = 0)	MPSA92 MPSA93	V <sub>(BR)CBO</sub>	-300 -200	– –	V <sub>dc</sub>
Emitter–Base Breakdown Voltage (I <sub>E</sub> = -100 μA <sub>dc</sub> , I <sub>C</sub> = 0)		V <sub>(BR)EBO</sub>	-5.0	–	V <sub>dc</sub>
Collector Cutoff Current (V <sub>CB</sub> = -200 V <sub>dc</sub> , I <sub>E</sub> = 0) (V <sub>CB</sub> = -160 V <sub>dc</sub> , I <sub>E</sub> = 0)	MPSA92 MPSA93	I <sub>CBO</sub>	– –	-0.25 -0.25	μA <sub>dc</sub>
Emitter Cutoff Current (V <sub>EB</sub> = -3.0 V <sub>dc</sub> , I <sub>C</sub> = 0)		I <sub>EBO</sub>	–	-0.1	μA <sub>dc</sub>
<b>ON CHARACTERISTICS (Note 1)</b>					
DC Current Gain (I <sub>C</sub> = -1.0 mA <sub>dc</sub> , V <sub>CE</sub> = -10 V <sub>dc</sub> ) (I <sub>C</sub> = -10 mA <sub>dc</sub> , V <sub>CE</sub> = -10 V <sub>dc</sub> )  (I <sub>C</sub> = -30 mA <sub>dc</sub> , V <sub>CE</sub> = -10 V <sub>dc</sub> )	All Types All Types  MPSA92 MPSA93	h <sub>FE</sub>	25 40  25 25	– –  – –	–
Collector–Emitter Saturation Voltage (I <sub>C</sub> = -20 mA <sub>dc</sub> , I <sub>B</sub> = -2.0 mA <sub>dc</sub> )	MPSA92 MPSA93	V <sub>CE(sat)</sub>	– –	-0.5 -0.4	V <sub>dc</sub>
Base–Emitter Saturation Voltage (I <sub>C</sub> = -20 mA <sub>dc</sub> , I <sub>B</sub> = -2.0 mA <sub>dc</sub> )		V <sub>BE(sat)</sub>	–	-0.9	V <sub>dc</sub>
<b>SMALL-SIGNAL CHARACTERISTICS</b>					
Current–Gain – Bandwidth Product (I <sub>C</sub> = -10 mA <sub>dc</sub> , V <sub>CE</sub> = -20 V <sub>dc</sub> , f = 100 MHz)		f <sub>T</sub>	50	–	MHz
Collector–Base Capacitance (V <sub>CB</sub> = -20 V <sub>dc</sub> , I <sub>E</sub> = 0, f = 1.0 MHz)	MPSA92 MPSA93	C <sub>cb</sub>	– –	6.0 8.0	pF

1. Pulse Test: Pulse Width ≤ 300 μs, Duty Cycle ≤ 2%.

# MPSA92, MPSA93

## ORDERING INFORMATION

Device	Package	Shipping†
MPSA92G	TO-92 (Pb-Free)	5000 Units / Box
MPSA92RL1G	TO-92 (Pb-Free)	2000 / Tape & Reel
MPSA92RLRA	TO-92	2000 / Tape & Reel
MPSA92RLRAG	TO-92 (Pb-Free)	2000 / Tape & Reel
MPSA92RLRMG	TO-92 (Pb-Free)	2000 / Ammo Pack
MPSA92RLRPG	TO-92 (Pb-Free)	2000 / Ammo Pack
MPSA92ZL1G	TO-92 (Pb-Free)	2000 / Ammo Pack
MPSA93G	TO-92 (Pb-Free)	5000 Units / Box
MPSA93RLRMG	TO-92 (Pb-Free)	2000 / Ammo Pack

†For information on tape and reel specifications, including part orientation and tape sizes, please refer to our Tape and Reel Packaging Specifications Brochure, BRD8011/D.

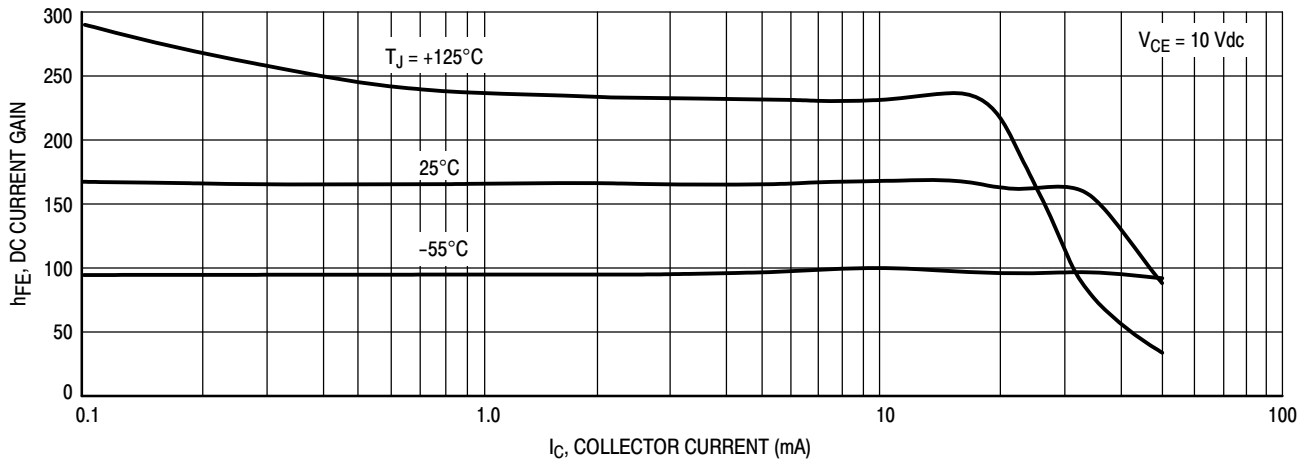


Figure 1. DC Current Gain

# MPSA92, MPSA93

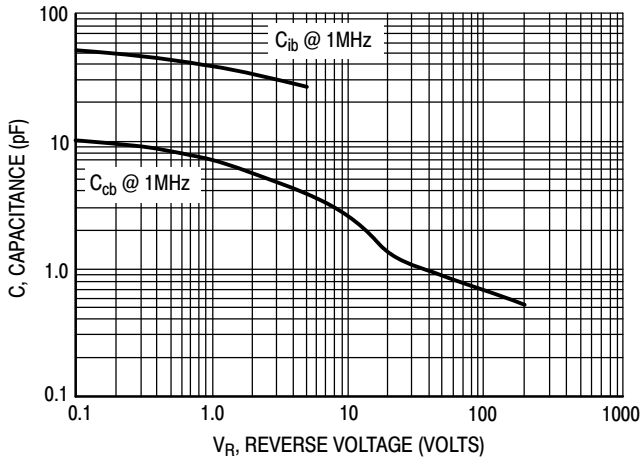


Figure 2. Capacitance

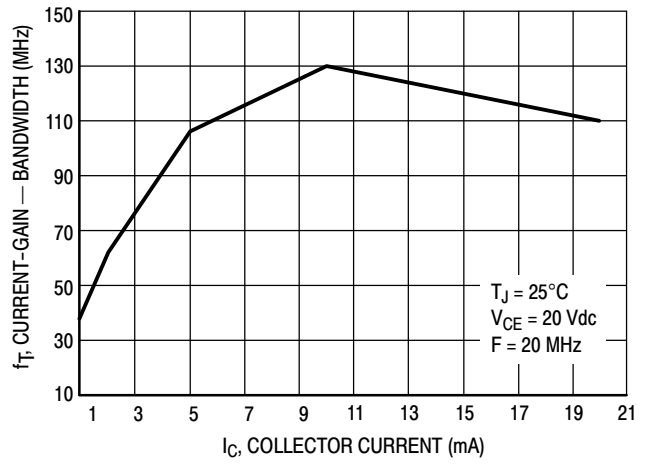


Figure 3. Current-Gain - Bandwidth

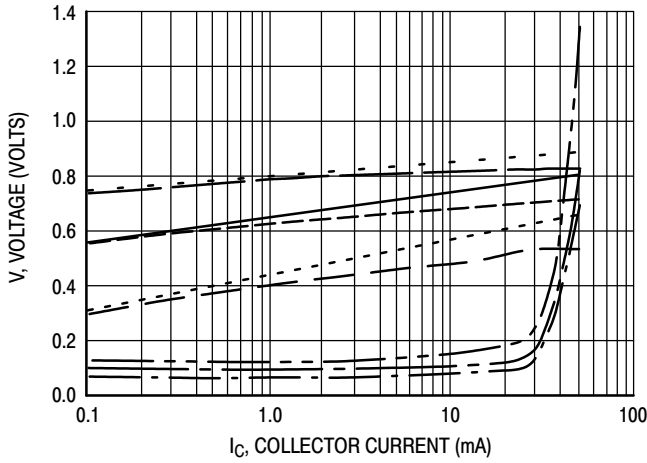


Figure 4. "ON" Voltages

- V<sub>CE(sat)</sub> @ 25°C, I<sub>C</sub>/I<sub>B</sub> = 10
- V<sub>CE(sat)</sub> @ 125°C, I<sub>C</sub>/I<sub>B</sub> = 10
- V<sub>CE(sat)</sub> @ -55°C, I<sub>C</sub>/I<sub>B</sub> = 10
- V<sub>BE(sat)</sub> @ 25°C, I<sub>C</sub>/I<sub>B</sub> = 10
- V<sub>BE(sat)</sub> @ 125°C, I<sub>C</sub>/I<sub>B</sub> = 10
- V<sub>BE(sat)</sub> @ -55°C, I<sub>C</sub>/I<sub>B</sub> = 10
- V<sub>BE(on)</sub> @ 25°C, V<sub>CE</sub> = 10 V
- V<sub>BE(on)</sub> @ 125°C, V<sub>CE</sub> = 10 V
- V<sub>BE(on)</sub> @ -55°C, V<sub>CE</sub> = 10 V

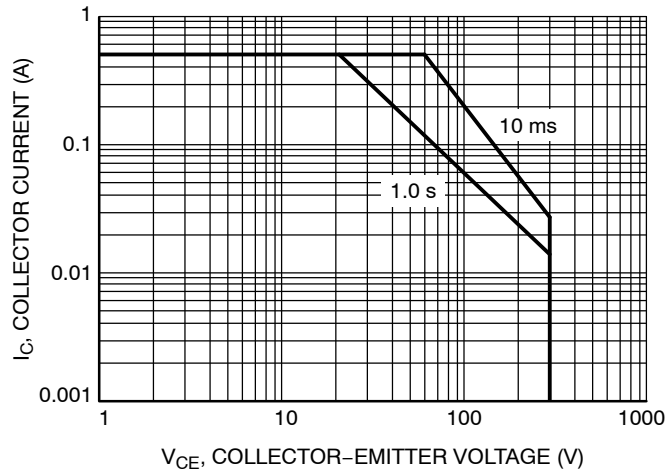
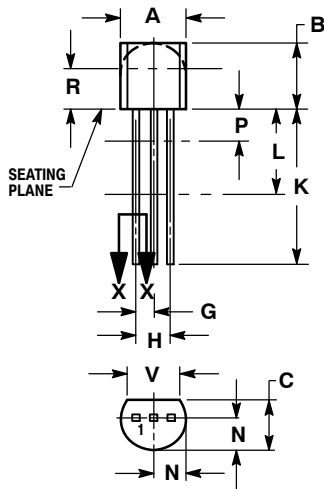


Figure 5. Safe Operating Area

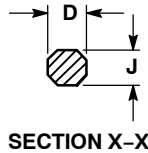
# MPSA92, MPSA93

## PACKAGE DIMENSIONS

TO-92 (TO-226)  
CASE 029-11  
ISSUE AM



STRAIGHT LEAD  
BULK PACK



SECTION X-X

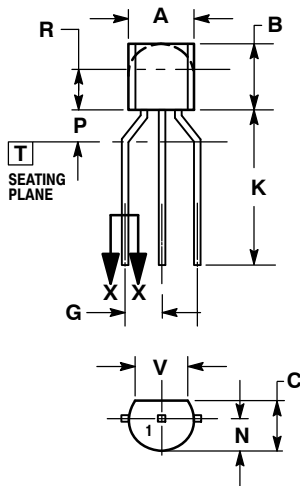
NOTES:

1. DIMENSIONING AND TOLERANCING PER ANSI Y14.5M, 1982.
2. CONTROLLING DIMENSION: INCH.
3. CONTOUR OF PACKAGE BEYOND DIMENSION R IS UNCONTROLLED.
4. LEAD DIMENSION IS UNCONTROLLED IN P AND BEYOND DIMENSION K MINIMUM.

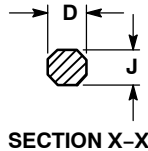
DIM	INCHES		MILLIMETERS	
	MIN	MAX	MIN	MAX
A	0.175	0.205	4.45	5.20
B	0.170	0.210	4.32	5.33
C	0.125	0.165	3.18	4.19
D	0.016	0.021	0.407	0.533
G	0.045	0.055	1.15	1.39
H	0.095	0.105	2.42	2.66
J	0.015	0.020	0.39	0.50
K	0.500	---	12.70	---
L	0.250	---	6.35	---
N	0.080	0.105	2.04	2.66
P	---	0.100	---	2.54
R	0.115	---	2.93	---
V	0.135	---	3.43	---

STYLE 14:

1. EMITTER
2. COLLECTOR
3. BASE



BENT LEAD  
TAPE & REEL  
AMMO PACK



SECTION X-X

NOTES:

1. DIMENSIONING AND TOLERANCING PER ASME Y14.5M, 1994.
2. CONTROLLING DIMENSION: MILLIMETERS.
3. CONTOUR OF PACKAGE BEYOND DIMENSION R IS UNCONTROLLED.
4. LEAD DIMENSION IS UNCONTROLLED IN P AND BEYOND DIMENSION K MINIMUM.

DIM	MILLIMETERS	
	MIN	MAX
A	4.45	5.20
B	4.32	5.33
C	3.18	4.19
D	0.40	0.54
G	2.40	2.80
J	0.39	0.50
K	12.70	---
N	2.04	2.66
P	1.50	4.00
R	2.93	---
V	3.43	---

ON Semiconductor and are registered trademarks of Semiconductor Components Industries, LLC (SCILLC). SCILLC reserves the right to make changes without further notice to any products herein. SCILLC makes no warranty, representation or guarantee regarding the suitability of its products for any particular purpose, nor does SCILLC assume any liability arising out of the application or use of any product or circuit, and specifically disclaims any and all liability, including without limitation special, consequential or incidental damages. "Typical" parameters which may be provided in SCILLC data sheets and/or specifications can and do vary in different applications and actual performance may vary over time. All operating parameters, including "Typicals" must be validated for each customer application by customer's technical experts. SCILLC does not convey any license under its patent rights nor the rights of others. SCILLC products are not designed, intended, or authorized for use as components in systems intended for surgical implant into the body, or other applications intended to support or sustain life, or for any other application in which the failure of the SCILLC product could create a situation where personal injury or death may occur. Should Buyer purchase or use SCILLC products for any such unintended or unauthorized application, Buyer shall indemnify and hold SCILLC and its officers, employees, subsidiaries, affiliates, and distributors harmless against all claims, costs, damages, and expenses, and reasonable attorney fees arising out of, directly or indirectly, any claim of personal injury or death associated with such unintended or unauthorized use, even if such claim alleges that SCILLC was negligent regarding the design or manufacture of the part. SCILLC is an Equal Opportunity/Affirmative Action Employer. This literature is subject to all applicable copyright laws and is not for resale in any manner.

### PUBLICATION ORDERING INFORMATION

**LITERATURE FULFILLMENT:**  
Literature Distribution Center for ON Semiconductor  
P.O. Box 5163, Denver, Colorado 80217 USA  
**Phone:** 303-675-2175 or 800-344-3860 Toll Free USA/Canada  
**Fax:** 303-675-2176 or 800-344-3867 Toll Free USA/Canada  
**Email:** orderlit@onsemi.com

**N. American Technical Support:** 800-282-9855 Toll Free  
USA/Canada  
**Europe, Middle East and Africa Technical Support:**  
Phone: 421 33 790 2910  
**Japan Customer Focus Center**  
Phone: 81-3-5773-3850

**ON Semiconductor Website:** [www.onsemi.com](http://www.onsemi.com)

**Order Literature:** <http://www.onsemi.com/orderlit>

For additional information, please contact your local Sales Representative

## X-ON Electronics

Largest Supplier of Electrical and Electronic Components

*Click to view similar products for [Bipolar Transistors - BJT category](#):*

*Click to view products by [ON Semiconductor manufacturer](#):*

Other Similar products are found below :

[619691C](#) [MCH4017-TL-H](#) [MJ15024/WS](#) [MJ15025/WS](#) [BC546/116](#) [BC556/FSC](#) [BC557/116](#) [BSW67A](#) [HN7G01FU-A\(T5L,F,T](#)  
[NJVMJD148T4G](#) [NSVMMBT6520LT1G](#) [NTE187A](#) [NTE195A](#) [NTE2302](#) [NTE2330](#) [NTE2353](#) [NTE316](#) [IMX9T110](#) [NTE63](#) [NTE65](#)  
[C4460](#) [SBC846BLT3G](#) [2SA1419T-TD-H](#) [2SA1721-O\(TE85L,F\)](#) [2SA1727TLP](#) [2SA2126-E](#) [2SB1202T-TL-E](#) [2SB1204S-TL-E](#) [2SC5488A-](#)  
[TL-H](#) [2SD2150T100R](#) [SP000011176](#) [FMC5AT148](#) [2N2369ADCSM](#) [2SB1202S-TL-E](#) [2SC2412KT146S](#) [2SC4618TLN](#) [2SC5490A-TL-H](#)  
[2SD1816S-TL-E](#) [2SD1816T-TL-E](#) [CMXT2207 TR](#) [CPH6501-TL-E](#) [MCH4021-TL-E](#) [BC557B](#) [TTC012\(Q\)](#) [BULD128DT4](#) [JANTX2N3810](#)  
[Jantx2N5416](#) [US6T6TR](#) [KSF350](#) [068071B](#)