


Hyper CHIPLD Hyper-Bright LED

LS R976, LO R976, LY R976



Besondere Merkmale

- **Gehäusotyp:** 0805
- **Besonderheit des Bauteils:** extrem kleine Bauform 2,0 mm x 1,25 mm x 0,8 mm
- **Wellenlänge:** 633 nm (super-rot), 606 nm (orange), 588 nm (gelb)
- **Abstrahlwinkel:** extrem breite Abstrahlcharakteristik (160°)
- **Technologie:** InGaAlP
- **optischer Wirkungsgrad:** 7 lm/W (super-rot), 11 lm/W (orange, gelb)
- **Verarbeitungsmethode:** für alle SMT-Bestücktechniken geeignet
- **Lötmethode:** IR Reflow Löten
- **Vorbehandlung:** nach JEDEC Level 2
- **Gurtung:** 8 mm Gurt mit 4000/Rolle, ø180 mm

Anwendungen

- Informationsanzeigen im Außenbereich
- Einkopplung in Lichtleiter
- Hinterleuchtung (LCD, Handy, Schalter, Tasten, Displays, Werbebeleuchtung, Allgemeinbeleuchtung)
- Signal- und Symbolleuchten
- Markierungsbeleuchtung (z.B. Stufen, Fluchtwege, u.ä.)
- Spielsachen

Features

- **package:** 0805
- **feature of the device:** extremely small package 2.0 mm x 1.25 mm x 0.8 mm
- **wavelength:** 633 nm (super-red), 606 nm (orange), 588 nm (yellow)
- **viewing angle:** extremely wide (160°)
- **technology:** InGaAlP
- **optical efficiency:** 7 lm/W (super-red), 11 lm/W (orange, yellow)
- **assembly methods:** suitable for all SMT assembly methods
- **soldering methods:** IR reflow soldering
- **preconditioning:** acc. to JEDEC Level 2
- **taping:** 8 mm tape with 4000/reel, ø180 mm

Applications

- outdoor displays
- coupling into light guides
- backlighting (LCD, cellular phones, switches, keys, displays, illuminated advertising, general lighting)
- signal and symbol luminaire
- marker lights (e.g. steps, exit ways, etc.)
- toys

Typ Type	Emissionsfarbe Color of Emission	Farbe der Lichtaustrittsfläche Color of the Light Emitting Area	Lichtstärke Luminous Intensity $I_F = 20 \text{ mA}$ $I_V \text{ (mcd)}$		Bestellnummer Ordering Code
			min.	typ.	
LS R976	super-red	colorless diffused	18	50	Q62702P5178
LO R976	orange	colorless diffused	28	70	Q62702P5101
LY R976	yellow	colorless diffused	28	60	Q62702P5177

Helligkeitswerte werden mit einer Stromeinprägedauer von 25 ms und einer Genauigkeit von $\pm 11\%$ ermittelt.
Luminous intensity is tested at a current pulse duration of 25 ms and a tolerance of $\pm 11\%$.

Anm.: gesamter Farbbereich, Lieferung in Einzelgruppen (siehe Seite 5)

Die Standardlieferform von Serientypen beinhaltet alle Gruppen. Einzelne Gruppen sind nicht erhältlich.

In einer Verpackungseinheit / Gurt ist immer nur eine Gruppe enthalten.

Note: Total color tolerance range, delivery in single groups (please see page 5)

The standard shipping format for serial types includes all groups. Individual groups are not available.

No packing unit / tape ever contains more than one luminous intensity group.

Grenzwerte
Maximum Ratings

Bezeichnung Parameter	Symbol Symbol	Wert Value	Einheit Unit
Betriebstemperatur Operating temperature range	T_{op}	- 30 ... + 85	°C
Lagertemperatur Storage temperature range	T_{stg}	- 40 ... + 85	°C
Sperrschichttemperatur Junction temperature	T_j	+ 95	°C
Durchlassstrom Forward current	I_F	25	mA
Stoßstrom Surge current $t_p = 10 \mu s, D = 0.1$	I_{FM}	0.1	A
Sperrspannung ¹⁾ Reverse voltage	V_R	12	V
Leistungsaufnahme Power consumption	P_{tot}	65	mW
Wärmewiderstand Thermal resistance Sperrschicht/Umgebung Junction/ambient	$R_{th JA}$	800	K/W
Sperrschicht/Lötpad Junction/solder point Montage auf PC-Board FR 4 (Padgröße $\geq 5 \text{ mm}^2$) mounted on PC board FR 4 (pad size $\geq 5 \text{ mm}^2$)	$R_{th JS}$	450	K/W

¹⁾ für kurzzeitigen Betrieb geeignet / suitable for short term application

Kennwerte ($T_A = 25\text{ °C}$)

Characteristics

Bezeichnung Parameter	Symbol Symbol	Werte Values			Einheit Unit
		LS	LO	LY	
Wellenlänge des emittierten Lichtes (typ.) Wavelength at peak emission $I_F = 20\text{ mA}$	λ_{peak}	645	610	591	nm
Dominantwellenlänge ¹⁾ (typ.) Dominant wavelength $I_F = 20\text{ mA}$	λ_{dom}	633 ± 6	606 ± 6	588 ± 8	nm
Spektrale Bandbreite bei 50 % $I_{\text{rel max}}$ (typ.) Spectral bandwidth at 50 % $I_{\text{rel max}}$ $I_F = 20\text{ mA}$	$\Delta\lambda$	16	16	15	nm
Abstrahlwinkel bei 50 % I_V (Vollwinkel) (typ.) Viewing angle at 50 % I_V	2ϕ	160	160	160	Grad deg.
Durchlassspannung ²⁾ (typ.) Forward voltage $I_F = 20\text{ mA}$	V_F	2.0	2.0	2.0	V
	(max.) V_F	2.5	2.5	2.5	V
Sperrstrom (typ.) Reverse current $V_R = 12\text{ V}$	I_R	0.01	0.01	0.01	μA
	(max.) I_R	100	100	100	μA
Temperaturkoeffizient von λ_{peak} (typ.) Temperature coefficient of λ_{peak} $I_F = 20\text{ mA}; -10\text{ °C} \leq T \leq 100\text{ °C}$	$TC_{\lambda_{\text{peak}}}$	0.14	0.13	0.13	nm/K
Temperaturkoeffizient von λ_{dom} (typ.) Temperature coefficient of λ_{dom} $I_F = 20\text{ mA}; -10\text{ °C} \leq T \leq 100\text{ °C}$	$TC_{\lambda_{\text{dom}}}$	0.05	0.07	0.10	nm/K
Temperaturkoeffizient von V_F (typ.) Temperature coefficient of V_F $I_F = 20\text{ mA}; -10\text{ °C} \leq T \leq 100\text{ °C}$	TC_V	- 2.0	- 1.7	- 2.5	mV/K
Optischer Wirkungsgrad (typ.) Optical efficiency $I_F = 20\text{ mA}$	η_{opt}	7	11	11	lm/W

¹⁾ Wellenlängengruppen werden mit einer Stromeinprägungsdauer von 25 ms und einer Genauigkeit von ±1 nm ermittelt.
Wavelength groups are tested at a current pulse duration of 25 ms and a tolerance of ±1 nm.

²⁾ Spannungswerte werden mit einer Stromeinprägungsdauer von 1 ms und einer Genauigkeit von ±0,1 V ermittelt.
Voltages are tested at a current pulse duration of 1 ms and a tolerance of ±0.1 V.

1) Wellenlängengruppen für LY R976
Wavelength groups for LY R976

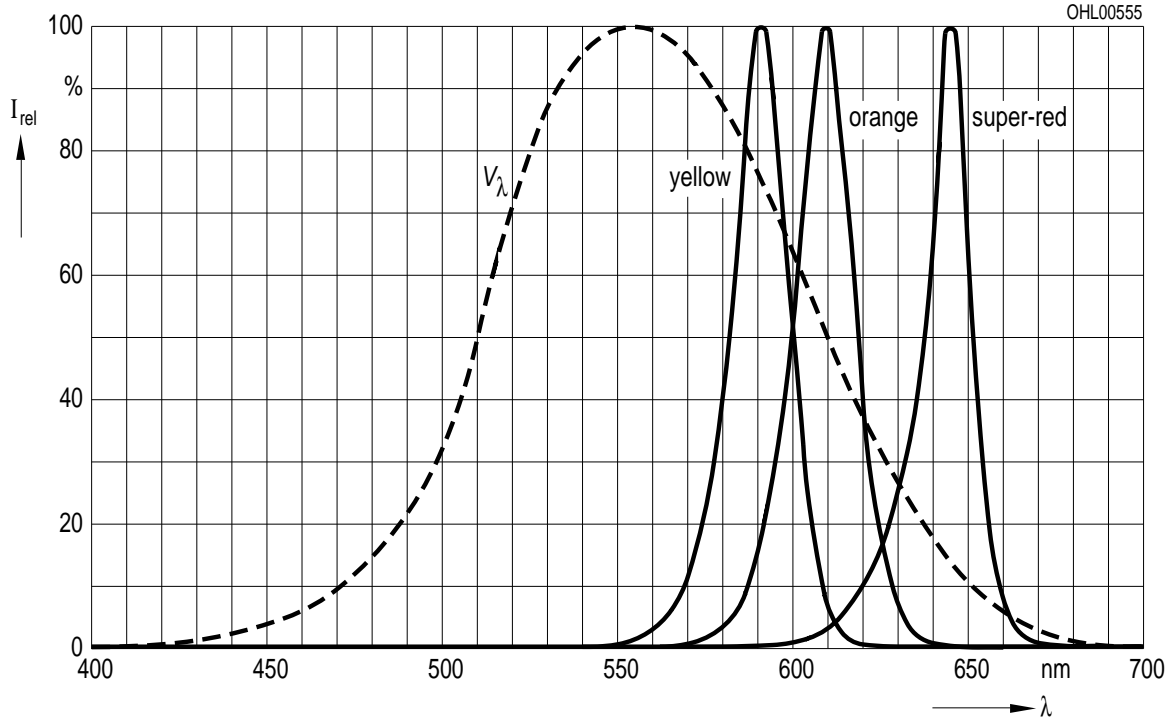
Gruppe Group	Wellenlänge Wavelength		Einheit Unit
	min.	max.	
3	580	584	nm
4	584	588	nm
5	588	592	nm
6	592	596	nm

Relative spektrale Emission $I_{rel} = f(\lambda)$, $T_A = 25\text{ °C}$, $I_F = 20\text{ mA}$

Relative Spectral Emission

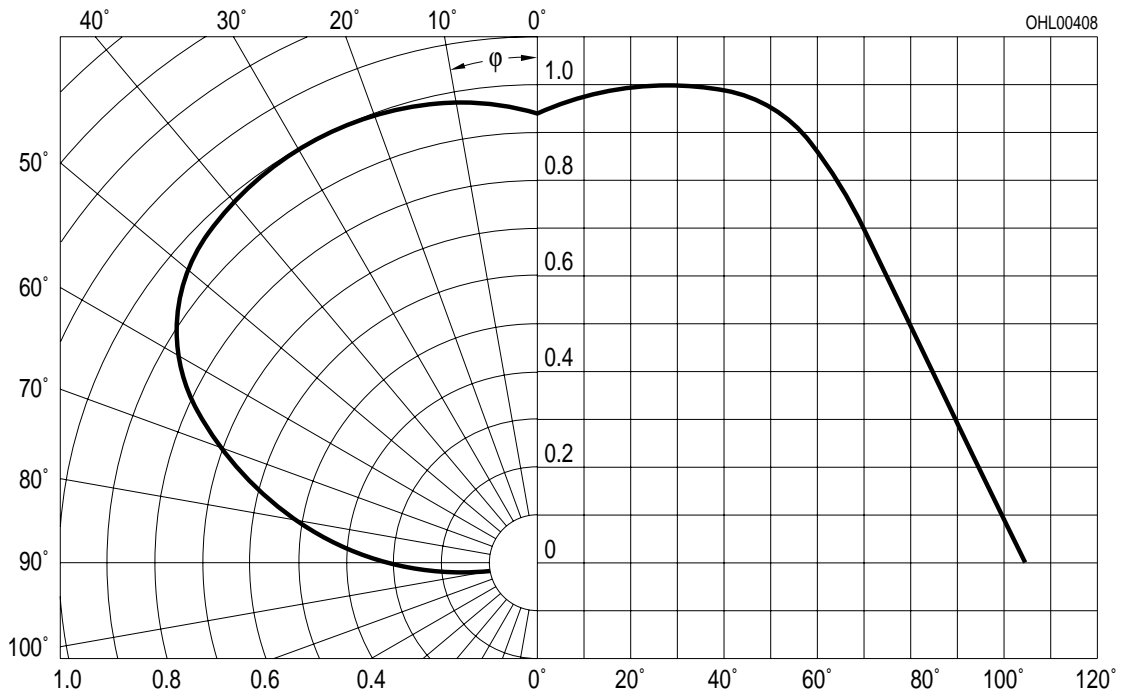
$V(\lambda)$ = spektrale Augenempfindlichkeit

Standard eye response curve



Abstrahlcharakteristik $I_{rel} = f(\varphi)$

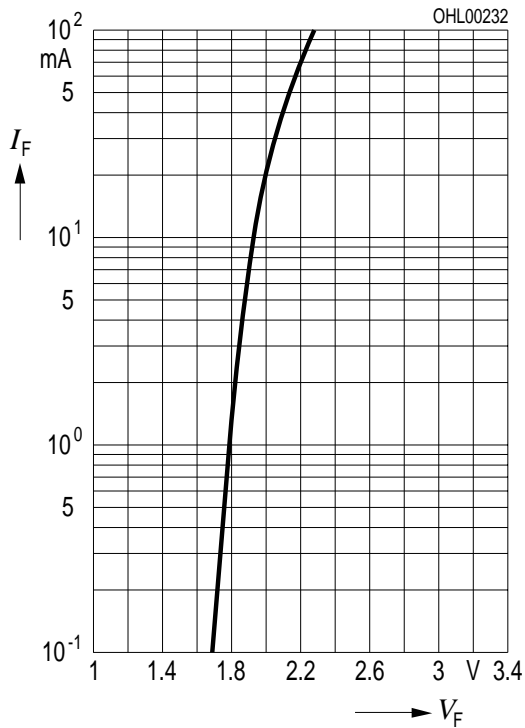
Radiation Characteristic



Durchlassstrom $I_F = f(V_F)$

Forward Current

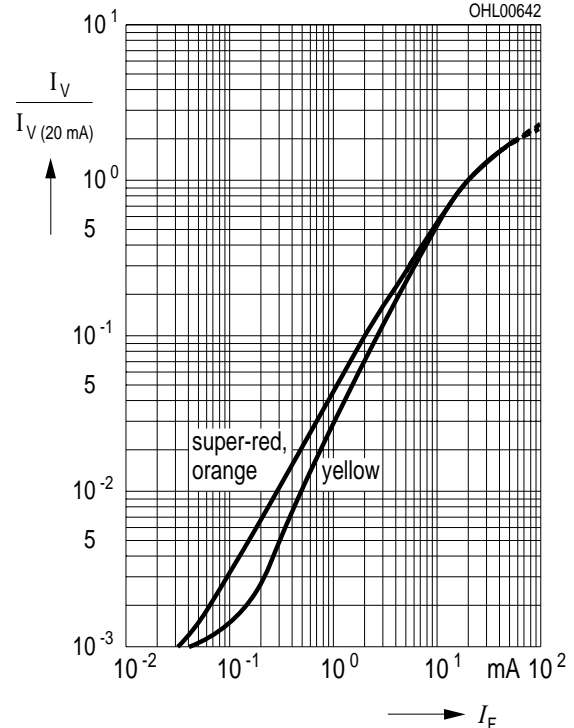
$T_A = 25\text{ °C}$



Relative Lichtstärke $I_V/I_{V(20\text{ mA})} = f(I_F)$

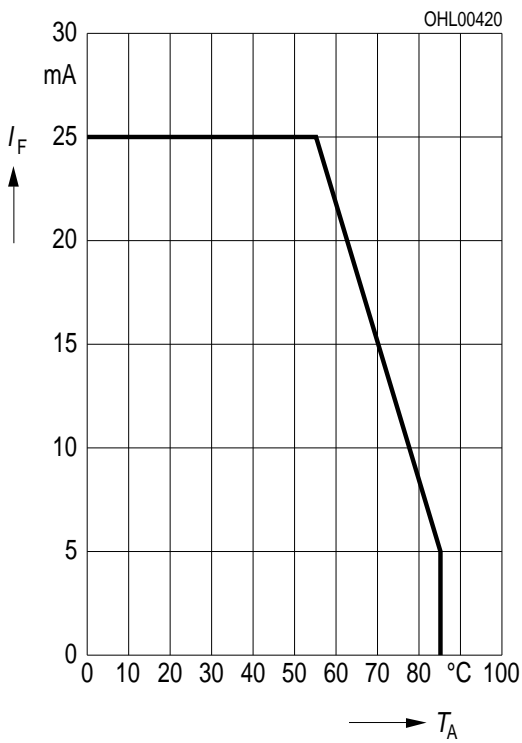
Relative Luminous Intensity

$T_A = 25\text{ °C}$



Maximal zulässiger Durchlassstrom $I_F = f(T)$

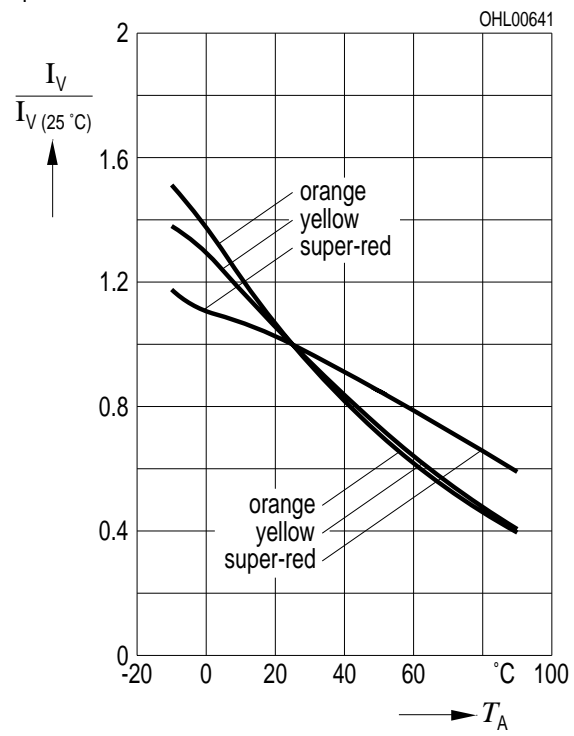
Max. Permissible Forward Current



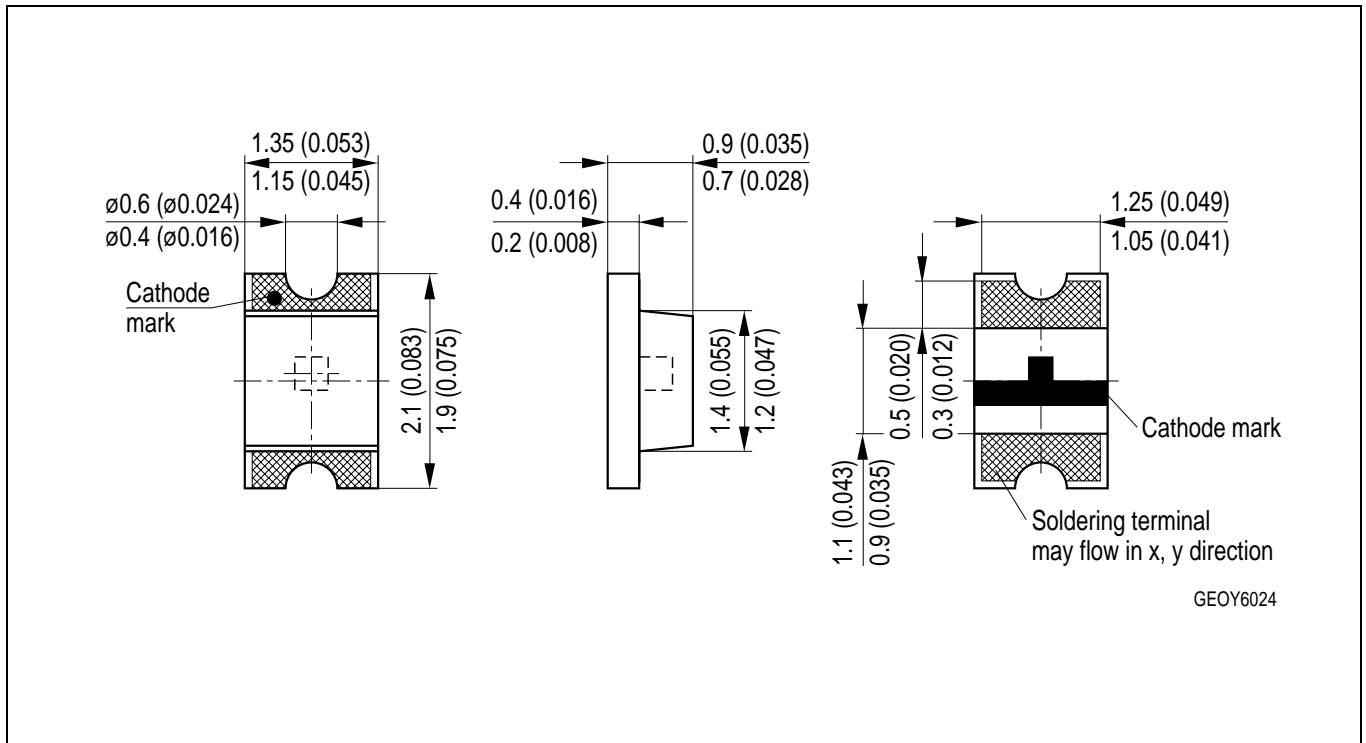
Relative Lichtstärke $I_V/I_{V(25\text{ °C})} = f(T_A)$

Relative Luminous Intensity

$I_F = 20\text{ mA}$



Maßzeichnung
Package Outlines

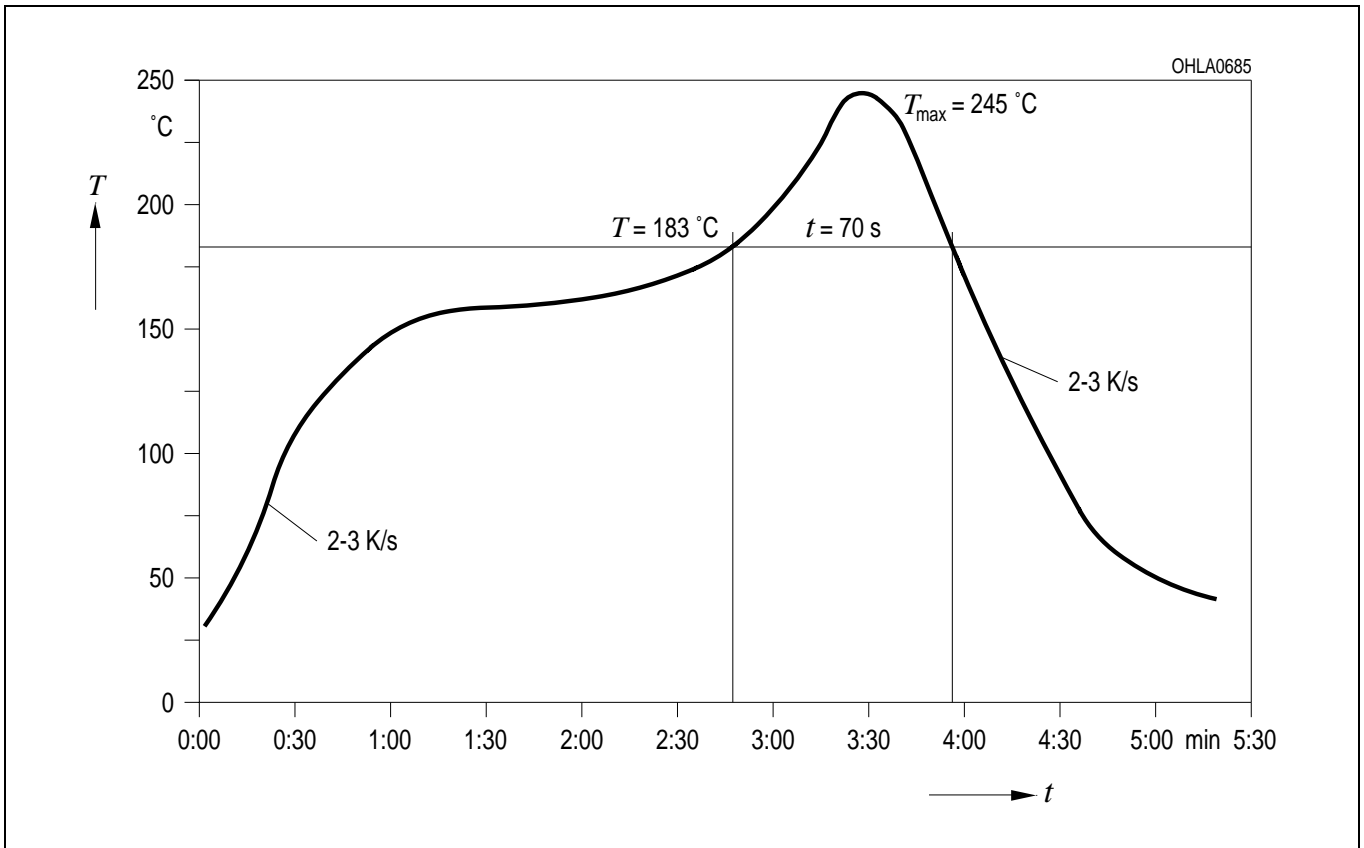


Maße werden wie folgt angegeben: mm (inch) / Dimensions are specified as follows: mm (inch).

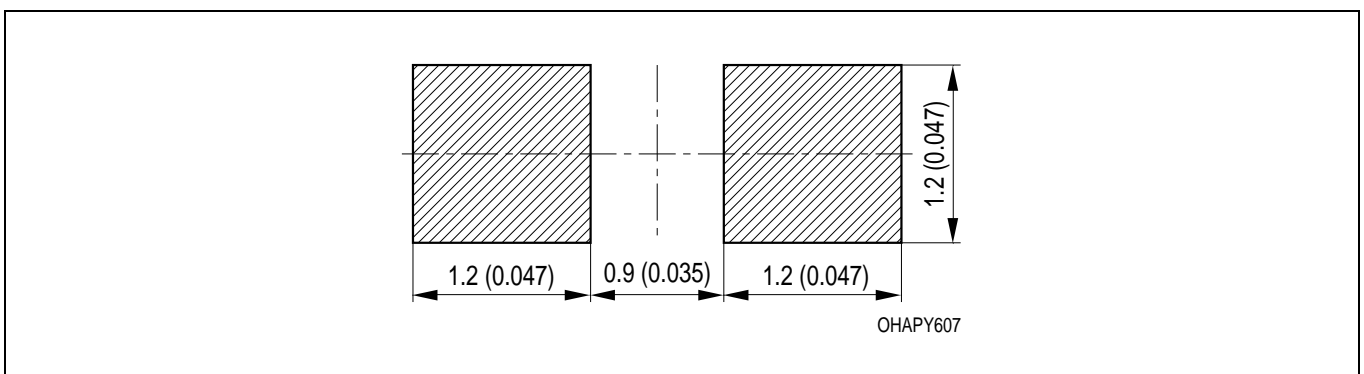
Gewicht / Approx. weight: 3.2 mg

Lötbedingungen Vorbehandlung nach JEDEC Level 2
Soldering Conditions Preconditioning acc. to JEDEC Level 2

IR-Reflow Lötprofil (nach IPC 9501)
IR Reflow Soldering Profile (acc. to IPC 9501)



Empfohlenes Lötpad design IR Reflow Löten
Recommended Solder Pad IR Reflow Soldering



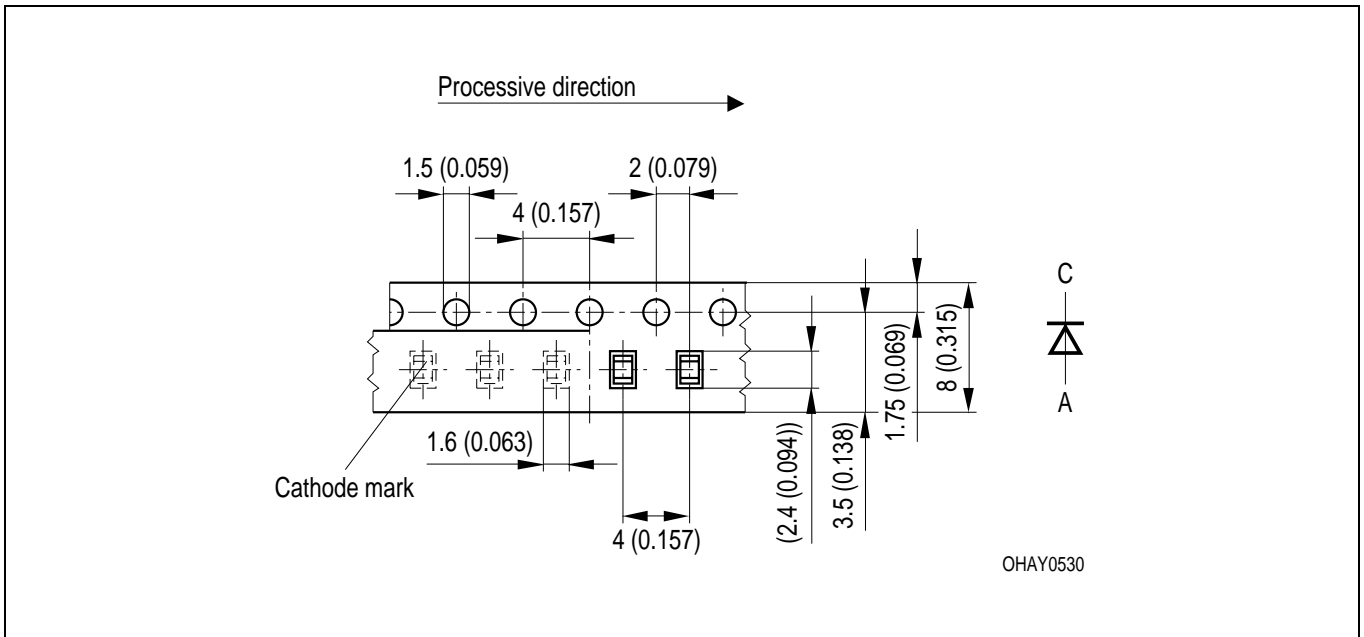
Maße werden wie folgt angegeben: mm (inch) / Dimensions are specified as follows: mm (inch)

Gurtung / Polarität und Lage

Verpackungseinheit 4000/Rolle, ø180 mm

Method of Taping / Polarity and Orientation

Packing unit 4000/reel, ø180 mm



Maße werden wie folgt angegeben: mm (inch) / Dimensions are specified as follows: mm (inch).

Revision History: 2002-09-19		Date of change
Previous Version: 2002-08-19		
Page	Subjects (major changes since last revision)	
4	value (wavelength yellow)	
4	forward voltage	
3	pad size from 16 mm ² to 5 mm ²	
11	annotations	2002-07-25
4	value ($TC_{\lambda_{dom}}$ from 0.01 to 0.05 nm/K)	2002-07-25
3, 4	value (reverse voltage from 5 V to 12 V)	2002-09-18
2	ordering code	2002-09-19

Published by OSRAM Opto Semiconductors GmbH

Wernerwerkstrasse 2, D-93049 Regensburg

© All Rights Reserved.

Attention please!

The information describes the type of component and shall not be considered as assured characteristics.

All typical data and graphs are basing on representative samples, but don't represent the production range. If requested, e.g. because of technical improvements, these typ. data will be changed without any further notice.

Terms of delivery and rights to change design reserved. Due to technical requirements components may contain dangerous substances. For information on the types in question please contact our Sales Organization.

If printed or downloaded, please find the latest version in the Internet.

Packing

Please use the recycling operators known to you. We can also help you – get in touch with your nearest sales office. By agreement we will take packing material back, if it is sorted. You must bear the costs of transport. For packing material that is returned to us unsorted or which we are not obliged to accept, we shall have to invoice you for any costs incurred.

Components used in life-support devices or systems must be expressly authorized for such purpose! Critical components ¹ may only be used in life-support devices or systems ² with the express written approval of OSRAM OS.

¹ A critical component is a component used in a life-support device or system whose failure can reasonably be expected to cause the failure of that life-support device or system, or to affect its safety or the effectiveness of that device or system.

² Life support devices or systems are intended (a) to be implanted in the human body, or (b) to support and/or maintain and sustain human life. If they fail, it is reasonable to assume that the health of the user may be endangered.

X-ON Electronics

Largest Supplier of Electrical and Electronic Components

Click to view similar products for [osram](#) manufacturer:

Other Similar products are found below :

[LS E65B-V1AB-1-1-50-R33-Z](#) [LO L296-Q2S1-24-Z](#) [IPD2131-27](#) [2351MFX6](#) [2352MFX6](#) [418962A](#) [BPW 34 FS](#) [LCW JNSH.PC-CPCR-5H7I-1](#) [LE RTDUW S2W](#) [LT A67C-S2U1-35](#) [4052899958128](#) [4052899958142](#) [4052899958173](#) [4052899971028](#) [4052899971035](#) [4052899971042](#) [4052899971097](#) [BPW 34 BS](#) [BPW 34 FASR](#) [BPW 34 FSR](#) [BPW 34 SR](#) [LT A67C-T2V1-35](#) [GY CSHPM1.23-KQKS-36-0](#) [4052899971011](#) [KW H5L531.TE-Z7R7-EBVFFCBB46-RS5R](#) [4058075097421](#) [79675](#) [79632](#) [OT 40/220-240/24 DIM P](#) [OT 60/220-240/24 DIM P](#) [OT 100/220-240/24 DIM P](#) [OT FIT 45/220-240/200 D L](#) [KW2 HIL532.TK-D2D9-4L07M0-SC6B](#) [LW TWTG.BB-BXCX-2B2C-1](#) [LA E6SF-BBCB-24-1-Z](#) [HDSP2112S](#) [LY E6SF-AABA-46-1-Z](#) [64760](#) [SFH 4715A-CBDA](#) [SFH 4715AS A01](#) [4058075097360](#) [4058075097544](#) [47659](#) [OT 6/200-240/24 CE](#) [OT FIT 35/220-240/350 D CS L](#) [OT FIT 8/220-240/180 CS S MINI](#) [64150ULT](#) [79366](#) [4052899917583](#) [GW CSSRM2.PM-N3N5-XX51-1](#)