


3M™ Round Conductor Flat Cable

.100" 22 AWG Stranded, PVC

8124 Series



- Designed for power applications requiring higher current carrying capability
- 22 AWG tinned stranded copper wire provides flexibility and extended product life
- Individually insulated conductors are laminated to a PVC backing which can be zipped apart for branching or discrete terminations
- RoHS* compliant

Date Modified: June 29, 2005

TS-0084-12
Sheet 1 of 2

Physical

Insulation Material: Polyvinyl Chloride (PVC)

Color: Dark Gray Wires on Light Gray Carrier

Marking Standard: None

Canadian Option:  AWM 20462 105C 300V VW1 3M NU  AWM IA 80C 150V FT1
EU <50V

Conductors: 22 AWG 7 × 30 [7 × 0.254] Tinned Stranded Copper

Electrical

Voltage Rating: USA: 300V

Canada: 150V

EU: <50V

Insulation Resistance: >1 x 10¹⁰Ω /10ft [3m]

Characteristic Impedance: Unbalanced: 119 Ω

Capacitance: Unbalanced: 11.0 pF/ft. [36.1 pF/m]

Inductance: Unbalanced: .15 μH/ft. [0.49 μH/m]

Propagation Delay: Unbalanced: 1.30 ns/ft. [4.27 ns/m]

Velocity of Propagation: 78%

Note: Unbalanced is measured between ground-signal-ground conductors.

Environmental

Temperature Rating: -20°C to +105°C

Canada: -20°C to +80°C

Flammability Rating: USA: VW-1

Canada: FT1

* RoHS = Directive 2002/95/EC. Restriction of the Use of Certain Hazardous Substances in Electrical and Electronic Equipment
"RoHS compliant" means that the product or part does not contain any of the following substances in excess of the following maximum concentration values in any homogeneous material, unless the substance is in an application that is exempt under RoHS: (a) 0.1% (by weight) for lead, mercury, hexavalent chromium, polybrominated biphenyls or polybrominated diphenyl ethers; or (b) 0.01% (by weight) for cadmium. Unless otherwise stated by 3M in writing, this information represents 3M's knowledge and belief based upon information provided by third party suppliers to 3M.

UL File No.: E42769, Style No.: 20462

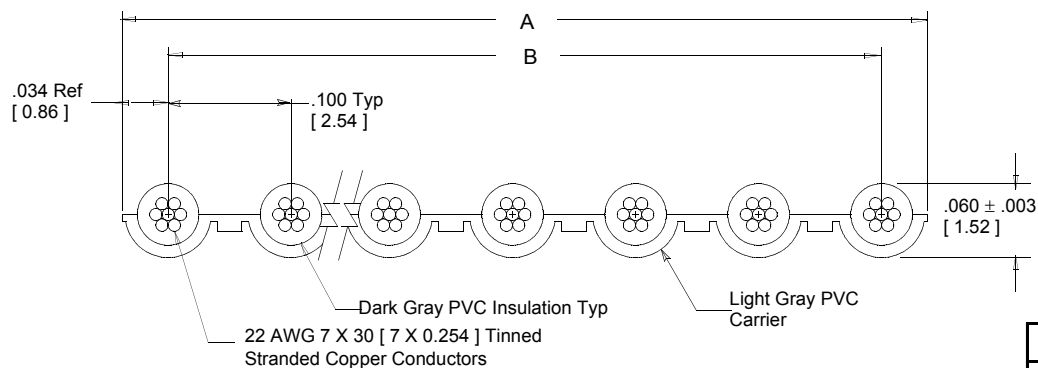
3M™ Round Conductor Flat Cable

.100" 22 AWG Stranded, PVC

8124 Series



| Number of Conductors | 3M Part Number | Dimension A | Dimension B |
|----------------------|----------------|-------------------------|------------------------|
| 05 | 8124/05 | 0.468 ± .015 [11.89] | 0.400 ± .010 [10.16] |
| 06 | 8124/06 | 0.568 ± .015 [14.43] | 0.500 ± .010 [12.70] |
| 07 | 8124/07 | 0.668 ± .015 [16.97] | 0.600 ± .010 [15.24] |
| 08 | 8124/08 | 0.768 ± .015 [19.51] | 0.700 ± .010 [17.78] |
| 09 | 8124/09 | 0.868 ± .015 [22.05] | 0.800 ± .010 [20.32] |
| 10 | 8124/10 | 0.968 ± .015 [24.59] | 0.900 ± .010 [22.86] |
| 11 | 8124/11 | 1.068 ± .020 [27.13] | 1.000 ± .015 [25.40] |
| 12 | 8124/12 | 1.168 ± .020 [29.67] | 1.100 ± .015 [27.94] |
| 13 | 8124/13 | 1.268 ± .020 [32.21] | 1.200 ± .015 [30.48] |
| 14 | 8124/14 | 1.368 ± .020 [34.75] | 1.300 ± .015 [33.02] |
| 15 | 8124/15 | 1.468 ± .020 [37.29] | 1.400 ± .015 [35.56] |
| 16 | 8124/16 | 1.568 ± .020 [39.83] | 1.500 ± .015 [38.10] |
| 17 | 8124/17 | 1.668 ± .020 [42.37] | 1.600 ± .015 [40.64] |
| 18 | 8124/18 | 1.768 ± .020 [44.91] | 1.700 ± .015 [43.18] |
| 19 | 8124/19 | 1.868 ± .020 [47.45] | 1.800 ± .015 [45.72] |
| 20 | 8124/20 | 1.968 ± .020 [49.99] | 1.900 ± .015 [48.26] |
| 21 | 8124/21 | 2.068 ± .025 [52.53] | 2.000 ± .020 [50.80] |
| 22 | 8124/21 | 2.168 ± .025 [55.07] | 2.100 ± .020 [53.34] |
| 23 | 8124/23 | 2.268 ± .025 [57.61] | 2.200 ± .020 [55.88] |
| 24 | 8124/24 | 2.368 ± .025 [60.15] | 2.300 ± .020 [58.42] |
| 25 | 8124/25 | 2.468 ± .025 [62.69] | 2.400 ± .020 [60.96] |
| 26 | 8124/26 | 2.568 ± .025 [65.23] | 2.500 ± .020 [63.50] |
| 27 | 8124/27 | 2.668 ± .025 [67.77] | 2.600 ± .020 [66.04] |
| 28 | 8124/28 | 2.768 ± .025 [70.31] | 2.700 ± .020 [68.58] |
| 29 | 8124/29 | 2.868 ± .025 [72.85] | 2.800 ± .020 [71.12] |
| 30 | 8124/30 | 2.968 ± .025 [75.39] | 2.900 ± .020 [73.66] |
| 31 | 8124/31 | 3.068 ± .025 [77.93] | 3.000 ± .020 [76.20] |
| 32 | 8124/32 | 3.168 ± .025 [80.47] | 3.100 ± .020 [78.74] |
| 33 | 8124/33 | 3.268 ± .025 [83.01] | 3.200 ± .020 [81.28] |
| 34 | 8124/34 | 3.368 ± .025 [85.55] | 3.300 ± .020 [83.82] |
| 35 | 8124/35 | 3.468 ± .025 [88.09] | 3.400 ± .020 [86.36] |
| 36 | 8124/36 | 3.568 ± .025 [90.63] | 3.500 ± .020 [88.90] |
| 37 | 8124/37 | 3.668 ± .025 [93.17] | 3.600 ± .020 [91.44] |
| 38 | 8124/38 | 3.768 ± .025 [95.71] | 3.700 ± .020 [93.98] |
| 39 | 8124/39 | 3.868 ± .025 [98.25] | 3.800 ± .020 [96.52] |
| 40 | 8124/40 | 3.968 ± .025 [100.79] | 3.900 ± .020 [99.06] |

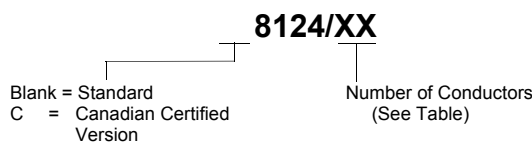


| Inch [mm] | | | |
|------------------------|-----|------|-------|
| Tolerance Unless Noted | | | |
| | .0 | .00 | .000 |
| inch | ±.1 | ±.01 | ±.005 |

Note: Red marking on one edge of cable designates wire #1.

[] Dimensions for Reference Only

Ordering Information



Note: Standard length is 100 ft/roll.

TS-0084-12
Sheet 2 of 2

Important Notice

All statements, technical information, and recommendations related to 3M's products are based on information believed to be reliable, but the accuracy or completeness is not guaranteed. Before using this product, you must evaluate it and determine if it is suitable for your intended application. You assume all risks and liability associated with such use. Any statements related to the product which are not contained in 3M's current publications, or any contrary statements contained on your purchase order shall have no force or effect unless expressly agreed upon, in writing, by an authorized officer of 3M.

3M

Electronics

6801 River Place Blvd.
Austin, TX 78726-9000
800/328-1368
www.3M.com/electronics

Warranty; Limited Remedy; Limited Liability.

This product will be free from defects in material and manufacture for a period of one (1) year from the time of purchase. **3M MAKES NO OTHER WARRANTIES INCLUDING, BUT NOT LIMITED TO, ANY IMPLIED WARRANTY OF MERCHANTABILITY OR FITNESS FOR A PARTICULAR PURPOSE.** If this product is defective within the warranty period stated above, your exclusive remedy shall be, at 3M's option, to replace or repair the 3M product or refund the purchase price of the 3M product. **Except where prohibited by law, 3M will not be liable for any indirect, special, incidental or consequential loss or damage arising from this 3M product, regardless of the legal theory asserted.**



*Minimum 10%
Post-Consumer Fiber*

Printed in USA.

© 3M 2005

X-ON Electronics

Largest Supplier of Electrical and Electronic Components

Click to view similar products for [3m manufacturer](#):

Other Similar products are found below :

[SC401U](#) [98-0003-3071-6](#) [00-054007-70220-7](#) [00-054007-34717-0](#) [021200-40230](#) [6840-2X50-GRAY](#) [D2550-6002-AR](#) [701-W](#) [7993MP-2CIRCLE-100](#) [FDV14-187C](#) [8124/14](#) [812510-100](#) [8125/17](#) [813216](#) [8204-3LFM](#) [8425-8](#) [MNG14BCX](#) [FP301-1-6"-Clear](#) [FV14-6C](#) [920102-01-25-R](#) [923835-BK-C](#) [927739-40](#) [929835-01-28-RK](#) [929836-09-16](#) [929974-01-40-R](#) [951240-2520-AR-PR](#) [960X/980X](#) [98-0003-3075-7](#) [HF36564-100](#) [HF625/26-30](#) [1/2-5-5430](#) [1/2-5-850S](#) [1/2-5-3431](#) [12X12-6-4056B](#) [12X12-6-433](#) [12X12-6-4930](#) [13-500-NB](#) [14526-EZ5B-300-02C](#) [1-4-4658F](#) [14520-EZAB-300-0EC](#) [DSTK9013-3420](#) [DSTK9015-3402](#) [14T50-SZWB-100-0NC](#) [152244-0110-GB](#) [1-5-3437](#) [1-5-4496W](#) [1-5-4943F](#) [1-5-363](#) [1-5-5451](#) [1-5-421](#)