

SWS75 SPECIFICATIONS

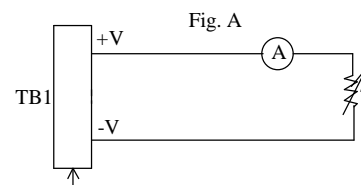
CA730-01-01A

ITEMS		MODEL	SWS75-3	SWS75-5	SWS75-12	SWS75-15	SWS75-24
1	Nominal Output Voltage	V	3.3	5	12	15	24
2	Maximum Output Current	A	15	15	6.3	5.0	3.2
3	Maximum Output Power	W	49.5	75	75.6	75	76.8
4	Efficiency (Typ) (115/230VAC) (* 1)	%	72 / 68	77 / 74	83 / 81	85 / 82	85 / 82
5	Input Voltage Range (* 2, 3)	-	85 ~ 265VAC (47-63Hz) or 120 ~ 370VDC				
6	Input Current (Typ) (115/230VAC) (* 1)	A	1.1 / 0.7	1.6 / 0.8			
7	Inrush Current (Typ) (* 4)	-	20A at 115VAC, 40A at 230VAC, Ta=25°C, Cold Start				
8	Output Voltage Range	V	2.97~3.63	4.5~5.5	10.8~13.2	13.5~16.5	21.6~26.4
9	Ripple and Noise (115/230VAC) (* 1, 5)	mV	80	80	80	100	100
10	Line Regulation (* 5, 6)	mV	20	20	48	60	96
11	Load Regulation (* 5, 7)	mV	40	50	96	120	144
12	Temperature Coefficient	-	Less than 0.02%/°C				
13	Over Current Protection (* 8)	A	15.8~	15.8~	6.6~	5.2~	3.4~
14	Over Voltage Protection (* 9)	V	3.79~4.95	5.75~6.95	13.8~16.2	17.2~20.3	27.6~32.4
15	Hold-Up Time (Typ) (115/230VAC) (* 1)	-	20ms / 160ms				
16	Leakage current (* 10)	-	1mA Max, 0.3mA(Typ) at 115VAC / 0.6mA(Typ) at 230VAC				
17	Series Operation	-	Possible				
18	Operating Temperature (* 11)	-	- 10 ~ + 60 °C (Refer to Output Derating Curve)				
19	Operating Humidity	-	30 ~ 90 %RH (No dewdrop)				
20	Storage Temperature	-	- 30 ~ +85°C				
21	Storage Humidity	-	10 ~ 95%RH (No dewdrop)				
22	Cooling	-	Convection cooling				
23	Withstand Voltage	-	Input - Output : 3.0kVAC (20mA), Input - FG : 2.0kVAC (20mA) Output - FG : 500VAC (100mA) for 1min.				
24	Isolation Resistance	-	More than 100MΩ at Ta=25°C and 70%RH, Output - FG : 500VDC				
25	Vibration	-	At no operating, 10 - 55Hz (sweep for 1min) 19.6m/s ² Constant, X, Y, Z. 1hour each				
26	Safety	-	Approved by UL60950, CSA60950, EN60950, EN50178				
27	EMI (* 1)	-	Built to meet FCC-Class B, EN55011/EN55022-B				
28	Immunity (* 1)	-	Built to meet EN61000-4-2,-3,-4,-5,-6,-8,-11				
29	Weight (Typ)	g	480				
30	Dimension	mm	43 x 94 x 170 (Refer to Outline Drawing)				

* Read instruction manual carefully , before using the power supply unit.

= NOTES=

- * 1 : At maximum output power, nominal input voltage, Ta = 25°C.
- * 2 : For cases where conformance to various safety specs (UL, CSA, EN) are required, to be described as 100 - 240VAC, 50 / 60Hz on name plate.
- * 3 : Please refer to Output Derating Curve for input voltage less than 100VAC (next page).
- * 4 : Not applicable for the in-rush current to Noise Filter for less than 0.2ms.
- * 5 : Please refer to Fig A for measurement of line & load regulation, ripple and noise.
Ripple & noise are measured at 20MHz by using a 12" twisted pair terminated with a 0.1uF and 47uF capacitor.
- * 6 : 85 - 265VAC, constant load.
- * 7 : No load - Full load(Maximum power), constant input voltage.
- * 8 : Current limiting with automatic recovery.
Avoid to operate at overload or dead short for more than 30seconds.
- * 9 : OVP circuit will shutdown output, manual reset (Re power on).
- *10: Measured by each measuring method of UL, CSA, EN.
- *11: Refer to Output Derating Curve (next page) for details of output derating versus ambient temperature and mounting method .

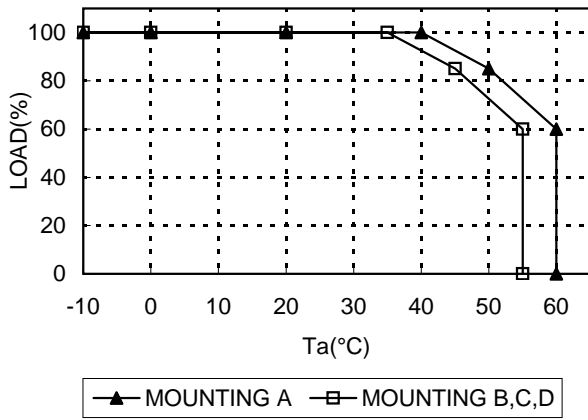


Measurement point for Vo Line/Load Regulation, and ripple and noise.

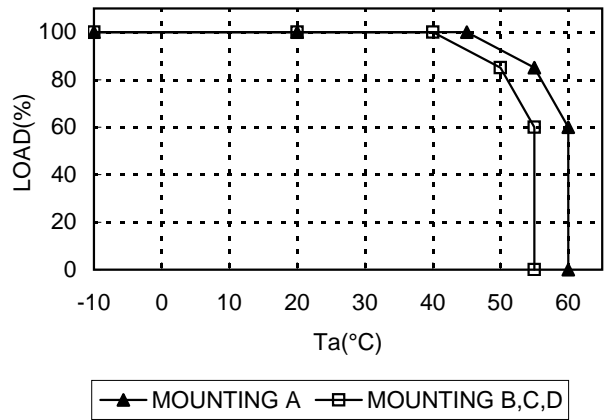
SWS75 OUTPUT DERATING

CA730-01-02A

SWS75-3,5 OUTPUT DERATING VS Ta CURVE (CONVECTION COOLING)



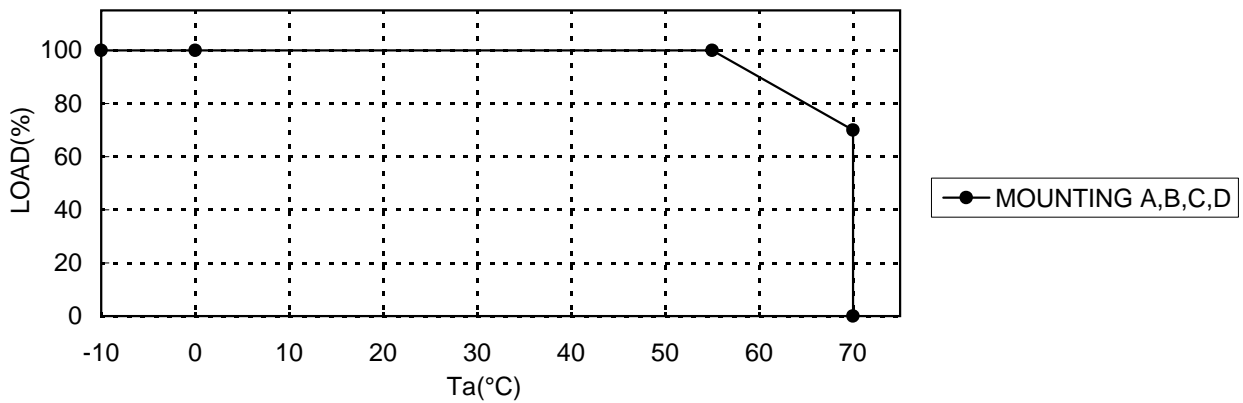
SWS75-12,15,24 OUTPUT DERATING VS Ta CURVE (CONVECTION COOLING)



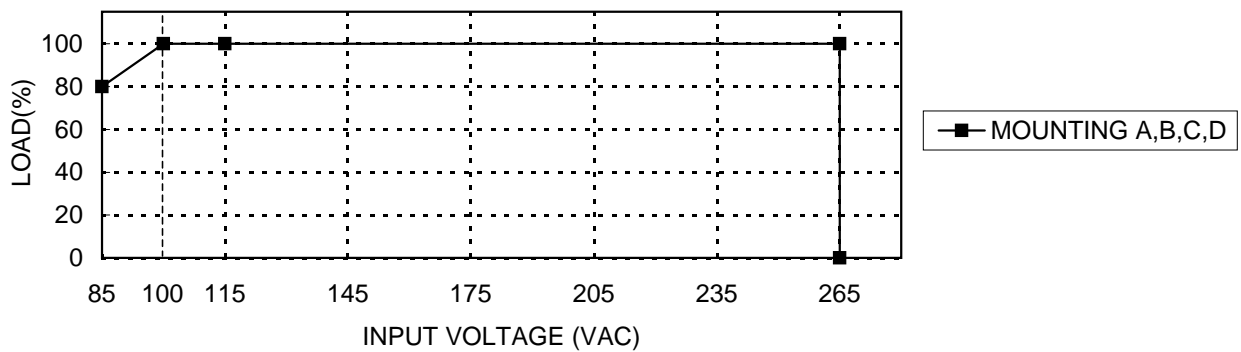
Force Air Cooling :

Recommended minimum air velocity is 1.2m/s, flow through the component side of power supply.

SWS75-3,5,12,15,24 OUTPUT DERATING VS Ta CURVE (FORCE AIR COOLING)



SWS75-3,5,12,15,24 OUTPUT DERATING VS INPUT VOLTAGE



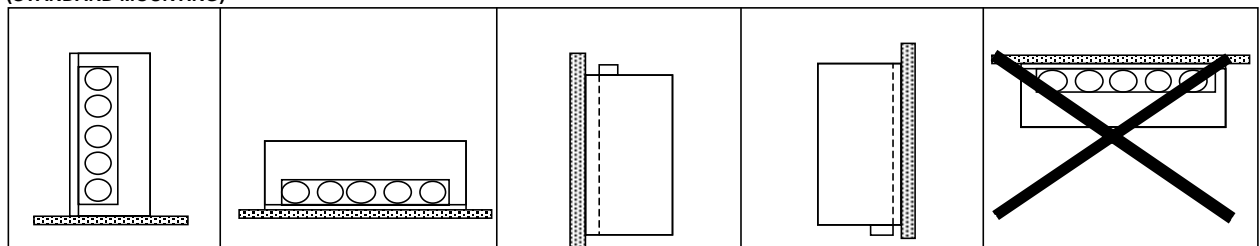
MOUNTING A
(STANDARD MOUNTING)

MOUNTING B

MOUNTING C

MOUNTING D

DON'T USE



X-ON Electronics

Largest Supplier of Electrical and Electronic Components

Click to view similar products for [tdk-lambda](#) manufacturer:

Other Similar products are found below :

[CSS500-57/S](#) [CUS200M18](#) [FPST1U](#) [PH150S110-15](#) [PH300S280-3.3](#) [PH50A280-48](#) [PH75A280-5](#) [PV1R5-12-5](#) [PV1R5-5-12](#) [PXA15-24WS3P3NT](#) [PXB15-24D05/N](#) [PXB15-48S12/NT](#) [PXB15-48WD15/N](#) [PXCM1048WD15A](#) [PXD1024WS15](#) [PXD1524D12](#) [PXD1524D15](#) [PXD1524S05](#) [PXD1524S12](#) [PXD1548D12](#) [PXD2024S3P3](#) [PXE2024WS12](#) [PXF4012D12](#) [PXF4024WD12](#) [PXF4048S05](#) [PXF4048T0515](#) [PXF4048WS15](#) [PXF6048S05](#) [GWS500-48](#) [HFE2500-S1U-TB](#) [DRJ30-12-1](#) [DRJ50-12-1](#) [DT100PW120C](#) [DT150PW480C](#) [DTM165PW150C](#) [1500-FAN-01](#) [MWS6515](#) [NL200](#) [HWS1000-12](#) [HWS1000-24](#) [HWS1000-48](#) [HWS1000-60](#) [HWS100A-24/A](#) [HWS100A3HD](#) [HWS100A48HD](#) [HWS100A-5](#) [HWS150036ME](#) [HWS150-12/ME](#) [HWS150A48HD](#) [HWS15A-3/A](#)