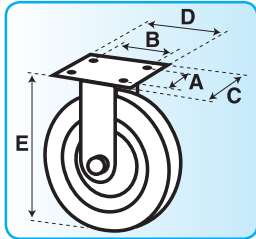


4 Heavy Duty Castors - Polyurethane Wheels


- ◆ 1/2" diameter axle with lock nut
- ◆ Swivel versions have full double ball bearing, wheel bearing - 3/4" ID split outer race roller bearing
- ◆ Top plate and base made of cold formed steel with zinc finish
- ◆ Grease nipple for bearing lubrication.



Swivel



Swivel & Brake




Fixed



5 Threaded Stem Castors - General Duty

- ◆ Durable steel frame castors with zinc finish and stem fixing
- ◆ Castor tyre materials include rubber, nylon and white non-marking polypropylene.

Swivel



Swivel & Brake

Also Available In White Non-Marking



4	Wheel Model No.	Material	Type	Wheel Dia. mm	Wheel Width mm	Hole Spacing mm	Centres A x B	Plate O/A Dim. mm C x D	Overall Height mm E	Load Cap. kg	Part No.
	ML536S	Polyurethane	Swivel	125	50	70 x 85	100 x 116	162	113	4200145	
	ML536R	Polyurethane	Fixed	125	50	70 x 85	100 x 116	162	113	4200150	
	ML536-1	Polyurethane	Swivel & Brake	125	50	70 x 85	100 x 116	162	113	4200155	
	ML822S	Polyurethane	Swivel	200	50	70 x 85	100 x 116	235	136	4200205	

5	Wheel Model No.	Material	Type	Wheel Dia. mm	Wheel Width mm	Overall Height mm	Threaded Stem	Load Cap. kg	Black Part No.	White Part No.
	ML106	Nylon	Swivel	50	22	72	M10 x 25	54	4200240	4200241
	ML105	Rubber	Swivel	50	22	72	M10 x 25	45	4200235	-
	ML211	Rubber	Swivel	64	22	90	M12 x 25	45	4200245	4200246
	ML214	Rubber	Swivel & Brake	64	22	90	M12 x 25	45	4200250	4200251
	ML309	Rubber	Swivel	75	32	105	M12 x 25	54	4200265	4200266
	ML308	Rubber	Swivel & Brake	75	32	105	M12 x 25	54	4200270	-
	ML420	Rubber	Swivel	100	32	127	M12 x 25	68	4200285	4200286
	ML423	Rubber	Swivel & Brake	100	32	127	M12 x 25	68	4200290	4200291
	ML244	PP	Swivel	64	32	90	M12 x 25	45	4200255	-
	ML244-1	PP	Swivel & Brake	64	32	90	M12 x 25	45	4200260	-
	ML350	PP	Swivel	75	32	105	M12 x 25	68	4200275	-
	ML350-1	PP	Swivel & Brake	75	32	105	M12 x 25	68	4200280	-
	ML470	PP	Swivel	100	32	127	M12 x 25	72	4200295	-
	ML470-1	PP	Swivel & Brake	100	32	127	M12 x 25	72	4200300	-

6 Solid Rubber Tyred Wheels

Ideal for a vast range of applications these robust, quality wheels include a solid rubber tyre and a tough plastic centre hub.

7 & 8 Heavy Duty Pneumatic Tyred Wheels

Built for tough daily use these big pneumatic tyred wheels have pressed steel centres and are ideal for indoor and outdoor use, especially when moving heavy loads over uneven surfaces.

9 & 10 Puncture Proof Tyred Wheels



Model No.	Description	Wheel Dia. mm	Wheel Width mm	Axle Bore mm	Load Cap. kg	Part No.
6 ML605-1	Solid Black Rubber Tyres, plastic wheel hub centre	153	38	12.7	59	4200305
ML701-1	Solid Black Rubber Tyres, plastic wheel hub centre	180	38	12.7	59	4200310
ML703	Solid Black Rubber Tyres, plastic wheel hub centre	193	44	12.7	59	4200315
ML808-1	Solid Black Rubber Tyres, plastic wheel hub centre	204	44	12.7	72	4200320
7 PR1803	Pneumatic Tyred Wheel, with red pressed steel centre, ball bearing	265	85	20	136	2100280
8 PR3003	Pneumatic Tyred Wheel, red pressed steel centre	390	90	20	136	2100275
9 PF265	Yellow Puncture Proof Tyred Wheel, steel hub centre	265	85	16	120	4202001
10 PF395	Yellow Puncture Proof Tyred Wheel, steel hub centre	395	80	20	150	4202003

Please call **Clarke** sales for individual castor weights. (See page 3 for contact details).

X-ON Electronics

Largest Supplier of Electrical and Electronic Components

Click to view similar products for [clare manufacturer](#):

Other Similar products are found below :

[CHT742](#) [PS2401](#) [LCB110](#) [LCA110](#)