

Catalogue

Hand Tools



Campbell® · Caulk Master® · Crescent® · Lufkin® · Nicholson™ · Plumb® · H.K.Porter® · Weller® · Wiss®

COOPER Hand Tools

Dear Customers!

Welcome to our new Hand Tools Catalogue

We are pleased to present you our new programme of hand-tools. Just everything that you expect from a tool supplier.

Cooper Hand Tools is a manufacturer and marketer of premium quality hand tool, chain, and specialty products for the industrial, commercial, and consumer markets. Cooper Hand Tools brands and products are recognized worldwide, and include many market leaders, such as Campbell® chain, Crescent® brand adjustable wrenches, Nicholson™ files, Weller® soldering products, and Wiss® snips.

Cooper Hand Tools maintains extensive global manufacturing and marketing facilities with a network of distributors and wholesalers supplying Cooper's famous product lines to industry worldwide, as well as to hardware stores, mass merchandisers, hobby, crafts and multiple retailers. Tools for every job!

- Campbell® – Chains, ropes, clamps, blocks, and fittings
- Caulkmaster® – Air powered dispensing products
- Crescent® – Wrenches, pliers, drivers, and tool sets
- Diamond® – Horseshoes and farrier tools
- Erem® – Precision pliers, cutters, and tweezers
- Kahnetics® – Automated and manual dispensing systems
- Lufkin® – Tapes and levels
- Nicholson™ – Files, rasps, saws, and multi-purpose tools
- Plumb® – Hammers and chisels
- H.K. Porter® – Bolt, cable, and strap cutters
- Weller® – Soldering and desoldering tools
- Wire-Wrap® – Solderless connection equipment
- Wiss® – Scissors, snips, and cutters
- Xcelite® – Drivers, pliers, cutters, kits, and sets

With the combined resources of Cooper Industries Inc., Cooper Hand Tools is soundly based to maintain and develop its reputation for producing quality tools and equipment worthy of tradesmen, professionals, and craftsmen.

Experience progress in minute detail with strong brands.



Günter Rittman
General Manager
Cooper Hand Tools Europe



Gerard Welling
Director Hand Tools Sales Europe
Logistics & Lufkin Operation



Cooper Hand Tools Besigheim, Germany

Need more information? Contact us:

Germany



Cooper Tools GmbH
Carl-Benz-Str. 2
74354 Besigheim
Postfach 13 51
74351 Besigheim



+49 (0)7143 / 580-0



+49 (0)7143 / 580-108



Germany@cooperhandtools.com

Italy



Cooper Italia S.r.l.
Viale Europa 80
20090 CUSAGO (MI)



+39 (02) 9033101



+39 (02) 90394231



Italy@cooperhandtools.com

The Netherlands



Cooper Tools B.V.
Phileas Foggstraat 16
7821 AK Emmen
P.O. Box 53
7800 AB Emmen



+31 (0)591 - 66 75 00



+31 (0)591 - 66 75 95



Netherlands@cooperhandtools.com

Great Britain



Cooper Tools
A Division of Cooper (GB) Ltd.
4th Floor Pennine House
Washington
Tyne & Wear
NE37 1LY



+44 (0)191 419 7700



+44 (0)191 417 9421



UK@cooperhandtools.com

France



Cooper Tools S.A.S.
25 Av. Maurice Chevalier BP 46
77832 Ozoir-la-Ferrière Cedex



+33 (01) 60.18.55.49 ou
+33 (01) 60.18.55.40



+33 (01) 64.40.33.05



France@cooperhandtools.com

www.cooperhandtools.com/europe



Campbell®

7

Chain Products, Ropes, Accessories,
Clamps, and Fittings

Caulk Master®

59

Air Powered Dispensing Products

Crescent®

63

Wrenches, Pliers, Drivers,
and Tool Sets

Lufkin®

83

Tapes and Levels

Nicholson™

101

Files, Saws, and Multi-Purpose Tools

Plumb®

151

Hammers and Wrecking Bars

H.K.Porter®

157

Bolt, Cable, and Strap Cutters

Weller®

175

Soldering Tools, Accessories,
Insulated Screwdriver, and Pliers

Wiss®

207

Scissors, Snips, and Cutting Tools



**Chain Products, Ropes, Accessories,
Clamps, and Fittings**

Campbell[®]

Campbell® Table of Contents

Contents	Page No.
Chain Shop 1000 and Chain Shop 1250	9–13
Rope Shop 1000 and Rope Shop 1250	14–19
Free Standing Chain and Rope Displays “Type 670”	20–23
Chain Display “ECD 1”	24
Chains	25–28
Ropes	29–30
Tie Downs & Slings	31
Accessories	32–36
Parts for Displays	37–39
Hooks	40–41
Latch Kits for Hooks	42
Swivels	43
Swaging Tool	44
Ferrules and Stops	44
Magnet Chains (bell type)	45
Lifting Clamps	46–57
Drum Deheader	58
Campbell® Numerical Index	225

Chain Shop 1000 and Chain Shop 1250

Campbell® introduces into the European market a simple and easily maintained display system – of a similar design to that which has already become the top selling method in DIY shops and large multiple retail outlets in the USA.

This display system was developed specially for the European market and fits to most display units.

A newly developed tray-system removes the need for axles – chain dispensing is easy, as its reel replacement when re-stocking is required.

This style of storage and display ensures the maximum amount of products shown in the minimum amount of space.

Chain Shop 1000 and Chain Shop 1250

A complete chain shop consists of:

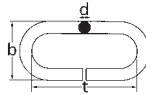
- **Display shelves**
The number of display shelves that can be fixed depends on the height of the display unit.
- **Metre rule**
The metre rule is labelled with EAN-codes and product code no. and have free space for price labels.
- **Chain cutter**
The powerful chain cutter for easy cutting of all steel chains up to 6 mm link diameter.
The chain cutter is of a rugged construction and maintenance free.
- **Display header**
The header can be fixed to pegboards with adapters and special hooks and is available in different languages.



Chain Shop 1000

Shelves of chains on reels for merchandiser display with 1000 mm width, code no. 0120721000.

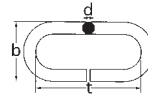
- inside use
- outside use
- stainless steel



Code No.	Description	d x t x b / mm	Reel-Type	m per Reel
Row 1 (complete)				
0120711017	● Deco-Chain round, brass plated	2,0 x 15 x 10	B	50
0120711077	● Deco-Chain round, black	2,0 x 15 x 10	B	50
0120711314	● Deco-Chain round, solid brass	2,8 x 19 x 15	B	30
0120716077	● Deco-Chain squared, black	4,0 x 29 x 17	B	20
0120717277	● Deco-Chain squared, black	3,5 x 38 x 20	B	20
0120717297	● Deco-Chain squared, burnished	3,5 x 38 x 20	B	20
0120713217	● Deco-Chain cathedral, brass plated	2,8 x 39 x 20	B	20
0120713277	● Deco-Chain cathedral, black	2,8 x 39 x 20	B	20
0120713297	● Deco-Chain cathedral, burnished	2,8 x 39 x 20	B	20
Row 2 (complete)				
0120711027	● Deco-Chain round, nickel plated	2,0 x 15 x 10	B	50
0120711087	● Deco-Chain round, white epoxy coated	2,0 x 15 x 10	B	50
0120714017	● Deco-Chain squared, brass plated	2,0 x 16 x 9	B	50
0120714077	● Deco-Chain squared, black	2,0 x 16 x 9	B	50
0120714097	● Deco-Chain squared, burnished	2,0 x 16 x 9	B	50
0120715017	● Deco-Chain squared, brass plated	3,0 x 28 x 14	B	20
0120715077	● Deco-Chain squared, black	3,0 x 28 x 14	B	20
0120715097	● Deco-Chain squared, burnished	3,0 x 28 x 14	B	20
0120715087	● Deco-Chain squared, white epoxy coated	3,0 x 28 x 14	B	20
Row 3A (complete)				
0120711917	● Forcat-Chain, brass plated	1,1 x 5 x 5	A	25
0120711927	● Forcat-Chain, nickel plated	1,1 x 5 x 5	A	25
0120717017	● Gourmette-Chain, brass plated	1,2 x 3,5 x 4	A	25
0120717027	● Gourmette-Chain, nickel plated	1,2 x 3,5 x 4	A	25
0120719017	● Gourmette-Chain, brass plated	1,5 x 4 x 5	A	25
0120719027	● Gourmette-Chain, nickel plated	1,5 x 4 x 5	A	25
0120712017	● Twist link Chain, brass plated	2,0 x 8 x 7	A	15
0120712027	● Twist link Chain, nickel plated	2,0 x 8 x 7	A	15
0120712517	● Twist link Chain, brass plated	2,5 x 7 x 9	A	10
0120712527	● Twist link Chain, nickel plated	2,5 x 7 x 9	A	10
0120710767	● Clock-Chain, Inox, stainless steel	1,6 x 8 x 6	A	25
Row 3B (complete)				
0120710317	● Clock-Chain, brass plated	1,1 x 7 x 4,5	A	50
0120710517	● Clock-Chain, brass plated	1,3 x 7,5 x 5	A	25
0120710527	● Clock-Chain, nickel plated	1,3 x 7,5 x 5	A	25
0120710717	● Clock-Chain, brass plated	1,6 x 8 x 6	A	25
0120710727	● Clock-Chain, nickel plated	1,6 x 8 x 6	A	25
0120710737	● Clock-Chain, lead coloured	1,6 x 8 x 6	A	25
0120710747	● Clock-Chain, white epoxy coated	1,6 x 8 x 6	A	25
0120710757	● Clock-Chain, solid brass	1,6 x 8 x 6	A	25
0120713627	● Ball-Chain, solid brass, nickel plated	3,6	A	25
0120710217	● Sash-Chain, solid brass	0,4 x 12,5 x 5	A	50
0120710227	● Sash-Chain, solid brass, nickel plated	0,4 x 12,5 x 5	A	50

Chain Shop 1000

- inside use
- outside use
- stainless steel



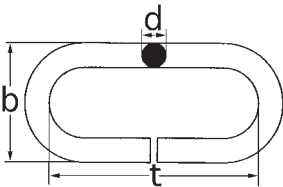
Code No.	Description	d x t x b / mm	Reel-Type	m per Reel
Row 4 (complete)				
0120710624	● Victor-Chain, el. galvanized & blue chromed	1,4 x 20 x 6,5	B	90
0120710524	● Victor-Chain, el. galvanized & blue chromed	1,6 x 23 x 7	B	60
0120710324	● Victor-Chain, el. galvanized & blue chromed	2,0 x 28 x 9	B	50
0120710124	● Victor-Chain, el. galvanized & blue chromed	2,5 x 35 x 11	B	30
0120712034	● Victor-Chain, el. galvanized & blue chromed	3,1 x 41 x 14	B	20
0120710284	● Victor-Chain, white epoxy coated	2,2 x 31 x 10	B	30
0120332007	● C-Link Chain, el. galvanized & blue chromed	2,0 x 22 x 9	B	60
0120313027	● A-Link Chain, el. galvanized & blue chromed	2,0 x 12 x 8	B	60
0120193007	● C-Link Chain, Inox, stainless steel	3,0 x 26 x 12	B	25
Row 5 (complete)				
0120333007	● C-Link Chain, el. galvanized & blue chromed	3,0 x 26 x 12	C	60
0120334007	● C-Link Chain, el. galvanized & blue chromed	4,0 x 32 x 16	C	58
0120335007	● C-Link Chain, el. galvanized & blue chromed	5,0 x 35 x 20	C	32
Row 6 (complete)				
0120313037	● A-Link Chain, el. galvanized & blue chromed	3,0 x 16 x 11	C	100
0120313047	● A-Link Chain, el. galvanized & blue chromed	4,0 x 19 x 15	C	50
0120313067	● A-Link Chain, el. galvanized & blue chromed	6,0 x 24 x 23	C	35
Row 7 (complete)				
0120993007	● Plastic Chain, red/white	6,0 x 40 x 22	C	25
0120998007	● Plastic Chain, black	10,0 x 61 x 33	C	12,5
0120996060	● C-Link Chain, galvanized and red/white epoxy coated	6,0 x 42 x 24	C	25

Chain Dimensions:

d = diameter mm

t = inner length mm

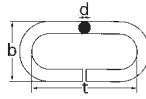
b = outer width mm



Chain Shop 1250

Shelves of chains on reels for merchandiser display with 1250 mm width, code no. 0120721250.

- inside use
- outside use
- stainless steel



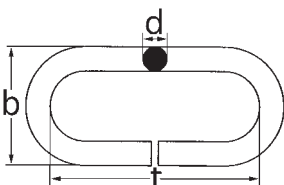
Code No.	Description	d x t x b / mm	Reel-Type	m per Reel
Row 1 (complete)				
0120711017	● Deco-Chain round, brass plated	2,0 x 15 x 10	B	50
0120711077	● Deco-Chain round, black	2,0 x 15 x 10	B	50
0120711027	● Deco-Chain round, nickel plated	2,0 x 15 x 10	B	50
0120711097	● Deco-Chain round, burnished	2,0 x 15 x 10	B	50
0120711087	● Deco-Chain round, white epoxy coated	2,0 x 15 x 10	B	50
0120711387	● Deco-Chain round, white epoxy coated	2,8 x 29 x 15	B	30
0120711314	● Deco-Chain round, solid brass	2,8 x 29 x 15	B	30
0120714087	● Deco-Chain squared, white epoxy coated	2,0 x 16 x 9	B	50
0120714017	● Deco-Chain squared, brass plated	2,0 x 16 x 9	B	50
0120714077	● Deco-Chain squared, black	2,0 x 16 x 9	B	50
0120714097	● Deco-Chain squared, burnished	2,0 x 16 x 9	B	50
Row 2 (complete)				
0120715017	● Deco-Chain squared, brass plated	3,0 x 28 x 14	B	20
0120715077	● Deco-Chain squared, black	3,0 x 28 x 14	B	20
0120715097	● Deco-Chain squared, burnished	3,0 x 28 x 14	B	20
0120715087	● Deco-Chain squared, white epoxy coated	3,0 x 28 x 14	B	20
0120717217	● Deco-Chain twisted, brass plated	3,5 x 38 x 20	B	20
0120717277	● Deco-Chain squared, black	3,5 x 38 x 20	B	20
0120717297	● Deco-Chain squared, burnished	3,5 x 38 x 20	B	20
0120713217	● Deco-Chain cathedral, brass plated	2,8 x 39 x 20	B	20
0120713277	● Deco-Chain cathedral, black	2,8 x 39 x 20	B	20
0120713297	● Deco-Chain cathedral, burnished	2,8 x 39 x 20	B	20
0120711317	● Deco-Chain round, brass plated	2,8 x 29 x 15	B	30
Row 3A (complete)				
0120711917	● Forcat-Chain, brass plated	1,1 x 5 x 5	A	25
0120711927	● Forcat-Chain, nickel plated	1,1 x 5 x 5	A	25
0120717017	● Gourmette-Chain, brass plated	1,2 x 3,5 x 4	A	25
0120717027	● Gourmette-Chain, nickel plated	1,2 x 3,5 x 4	A	25
0120719017	● Gourmette-Chain, brass plated	1,5 x 4 x 5	A	25
0120719027	● Gourmette-Chain, nickel plated	1,5 x 4 x 5	A	25
0120712017	● Twist link Chain, brass plated	2,0 x 8 x 7	A	15
0120712027	● Twist link Chain, nickel plated	2,0 x 8 x 7	A	15
0120712077	● Twist link Chain, black	2,0 x 8 x 7	A	15
0120712517	● Twist link Chain, brass plated	2,5 x 7 x 9	A	10
0120712527	● Twist link Chain, nickel plated	2,5 x 7 x 9	A	10
0120712577	● Twist link Chain, black	2,5 x 7 x 9	A	10
0120710317	● Clock-Chain, brass plated	1,1 x 7 x 4,5	A	50
0120710327	● Clock-chain, nickel plated	1,1 x 7 x 4,5	A	50

Chain Dimensions:

d = Diameter mm

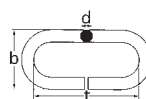
t = inner length mm

b = outer width mm



Chain Shop 1250

- inside use
- outside use
- stainless steel



Code No.	Description	d x t x b / mm	Reel-Type	m per Reel
Row 3B (complete)				
0120710517	● Clock-Chain, brass plated	1,3 x 7,5 x 5	A	25
0120710527	● Clock-Chain, nickel plated	1,3 x 7,5 x 5	A	25
0120710717	● Clock-Chain, brass plated	1,6 x 8 x 6	A	25
0120710727	● Clock-Chain, nickel plated	1,6 x 8 x 6	A	25
0120710737	● Clock-Chain, lead coloured	1,6 x 8 x 6	A	25
0120710747	● Clock-Chain, white epoxy coated	1,6 x 8 x 6	A	25
0120710757	● Clock-Chain, solid brass	1,6 x 8 x 6	A	25
0120710767	● Clock-Chai, Inox, stainless steel	1,6 x 8 x 6	A	25
0120711624	● Jack-Chain, el. galvanized & blue chromed	1,6	A	20
0120712024	● Jack-Chain, el. galvanized & blue chromed	2,0	A	15
0120710217	● Sash-Chain, solid brass	0,4 x 12,5 x 5	A	50
0120710227	● Sash-Chain, solid brass, nickel plated	0,4 x 12,5 x 5	A	50
0120713027	● Sash-Chain, solid brass, nickel plated	0,5 x 19,5 x 7	A	25
0120713627	● Ball-Chain, solid brass, nickel plated	3,6	A	25
Row 4 (complete)				
0120710624	● Victor Chain, el. galvanized & blue chromed	1,4 x 20 x 6,5	B	90
0120710524	● Victor Chain, el. galvanized & blue chromed	1,6 x 23 x 7	B	60
0120710324	● Victor Chain, el. galvanized & blue chromed	2,0 x 28 x 9	B	50
0120710124	● Victor Chain, el. galvanized & blue chromed	2,5 x 35 x 11	B	30
0120712034	● Victor Chain, el. galvanized & blue chromed	3,1 x 41 x 14	B	20
0120713524	● Victor Chain, el. galvanized & blue chromed	3,4 x 44 x 15,5	B	15
0120332007	● C-Link Chain, el. galvanized & blue chromed	2,0 x 22 x 9	B	60
0120313027	● A-Link Chain, el. galvanized & blue chromed	2,0 x 12 x 8	B	60
0120710284	● Victor Chain, white epoxy coated	2,2 x 31 x 10	B	30
0120710294	● Victor Chain, pink epoxy coated	2,2 x 31 x 10	B	30
0120710295	● Victor Chain, turquoise epoxy coated	2,2 x 31 x 10	B	30
Row 5 (complete)				
0120333007	● C-Link Chain, el. galvanized & blue chromed	3,0 x 26 x 12	C	60
0120334007	● C-Link Chain, el. galvanized & blue chromed	4,0 x 32 x 16	C	58
0120335007	● C-Link Chain, el. galvanized & blue chromed	5,0 x 35 x 20	C	32
0120710494	● Victor Chain, Inox, stainless steel	1,8 x 26,5 x 8	B	60
0120192007	● C-Link Chain, Inox, stainless steel	2,0 x 22 x 8	B	30
Row 6 (complete)				
0120313037	● A-Link Chain, el. galvanized & blue chromed	3,0 x 16 x 11	C	100
0120313047	● A-Link Chain, el. galvanized & blue chromed	4,0 x 19 x 15	C	50
0120313067	● A-Link Chain, el. galvanized & blue chromed	6,0 x 24 x 23	C	35
0120193007	● C-Link Chain, Inox, stainless steel	3,0 x 26 x 12	B	25
0120711327	● Deco-Chain round, nickel plated	2,8 x 29 x 15	B	30
Row 7 (complete)				
0120993007	● Plastic Chain, red/white	6,0 x 40 x 22	C	25
0120998007	● Plastic Chain, black	10,0 x 61 x 33	C	12,5
0120996060	● C-Link Chain, el. galvanized, red/white epoxy coated	6,0 x 42 x 24	C	25
0120716077	● Deco-Chain squared, black	4,0 x 29 x 17	B	20
0120716097	● Deco-Chain squared, burnished	4,0 x 29 x 17	B	20

Rope Shop 1000 and Rope Shop 1250

The Campbell® Rope Shop carries all important items for the DIY- and Hardware market:

- Polypropylene (PP-ropes), twisted and braided versions.
- Natural ropes (sisal)
- Sailing-ropes
- Nylon ropes
- Wire ropes el. galvanized (also PVC-coated)



Rope Shop 1000 and Rope Shop 1250

A complete rope shop consists of:

- **Display shelves**
The number of display shelves that can be fixed depends on the height of the display unit.
- **Metre rule**
The metre rule is labelled with EAN-codes and code no. and have free space for price labels.
- **Rope cutting gun**
The rope cutting gun ensures that cut ends do not become frayed.
- **Cable cutter**
The special cable cutter cuts all cables easily and ensures that cut ends do not become frayed.
- **Display header**
The header can be fixed to pegboards with adapters and special hooks and is available in different languages.

Shelves of ropes on reels for merchandiser display with 1000 mm width, code no. 0120983050.

- Natural ropes
- Universal ropes

Code No.	Description	Diameter mm	Reel-Type	m per Reel
Row 1 (complete)				
0120980630	● Braided Twine PP-multifil, white	3,0	D	450
0120980631	● Braided Twine PP-multifil, yellow	3,0	D	450
0120980632	● Braided Twine PP-multifil, orange	3,0	D	450
0120980634	● Braided Twine PP-multifil, red	3,0	D	450
0120980635	● Braided Twine PP-multifil, mint	3,0	D	450
0120980637	● Braided Twine PP-multifil, blue	3,0	D	450
0120980638	● Braided Twine PP-multifil, brown	3,0	D	450
0120980639	● Braided Twine PP-multifil, black	3,0	D	450
0120980220	● Jalousietwine, 16 x braided, white	2,2	D	500
Row 2 (complete)				
0120980640	● Braided rope PP-multifil, white	4,0	D	180
0120980650	● Braided rope PP-multifil, white	5,0	D	120
0120980660	● Braided rope PP-multifil, white	6,0	D	100
0120980661	● Braided rope PP-multifil, yellow	6,0	D	100
0120980662	● Braided rope PP-multifil, red	6,0	D	100
0120980665	● Braided rope PP-multifil, green	6,0	D	100
0120980666	● Braided rope PP-multifil, blue	6,0	D	100
0120980761	● PP-Rope twisted, orange	6,0	D	60
0120980860	● Nylon-Rope twisted, white	6,0	D	60
Row 3 (complete)				
0120980560	● Sisal-Rope twisted, natural	6,0	D	60
0120980060	● Spleitex-Rope twisted, hemp coloured	6,0	D	60
0120981520	● Wire rope cable, el. galvanized	2,0	D	153
0120981530	● Wire rope cable, el. galvanized	3,0	D	153
0120981540	● Wire rope cable, el. galvanized	4,0	D	100
0120981620	● Wire rope cable, PVC coated	2,0/3,0	D	153
0120981630	● Wire rope cable, PVC coated	3,0/4,5	D	76
0120980681	● Braided Rope PP-multifil, yellow	8,0	E	120
Row 4 (complete)				
0120980682	● Braided Rope PP-multifil, red	8,0	E	120
0120980683	● Braided Rope PP-multifil, blue	8,0	E	120
0120980685	● Braided Rope PP-multifil, mint	8,0	E	120
0120980686	● Braided Rope PP-multifil, red/green	8,0	E	120
Row 5 (complete)				
0120980880	● Nylon-Rope twisted, white	8,0	E	120
0120980780	● PP-Rope twisted, orange	8,0	E	120
0120980580	● Sisal-Rope twisted, natural	8,0	E	120
0120980800	● Nylon-Rope twisted, white	10,0	E	70
Row 6 (complete)				
0120980000	● Spleitex-Rope twisted, natural	10,0	E	70
0120980500	● Sisal-Rope twisted, natural	10,0	E	70
0120980700	● PP-Rope twisted, orange	10,0	E	70
0120980100	● Sailing-Rope double braided, white/red	10,0	E	70

Recommended accessories are indicated by a ● on the pages 32–35

Rope Shop 1250

Shelves of ropes on reels for merchandiser display with 1250 mm width, code-no. 0120983051.

- Natural ropes
- Universal ropes

Code No.	Description	Diameter mm	Reel-Type	m per Reel
Row 1 (complete)				
0120980630	● Braided Twine PP-multifil, white	3,0	D	450
0120980631	● Braided Twine PP-multifil, yellow	3,0	D	450
0120980632	● Braided Twine PP-multifil, orange	3,0	D	450
0120980633	● Braided Twine PP-multifil, pink	3,0	D	450
0120980634	● Braided Twine PP-multifil, red	3,0	D	450
0120980635	● Braided Twine PP-multifil, mint	3,0	D	450
0120980636	● Braided Twine PP-multifil, green	3,0	D	450
0120980637	● Braided Twine PP-multifil, blue	3,0	D	450
0120980638	● Braided Twine PP-multifil, brown	3,0	D	450
0120980639	● Braided Twine PP-multifil, black	3,0	D	450
0120980220	● Jalousietwine, 16 x braided, white	2,2	D	500
0120980230	● Jalousietwine, 16 x braided, white	3,0	D	300
Row 2 (complete)				
0120980640	● Braided Rope PP-multifil, white	4,0	D	180
0120980650	● Braided Rope PP-multifil, white	5,0	D	120
0120980660	● Braided Rope PP-multifil, white	6,0	D	100
0120980661	● Braided Rope PP-multifil, yellow	6,0	D	100
0120980662	● Braided Rope PP-multifil, red	6,0	D	100
0120980663	● Braided Rope PP-multifil, pink	6,0	D	100
0120980664	● Braided Rope PP-multifil, mint	6,0	D	100
0120980665	● Braided Rope PP-multifil, green	6,0	D	100
0120980666	● Braided Rope PP-multifil, blue	6,0	D	100
0120980760	● PP-Rope twisted, black/yellow/red	6,0	D	100
0120980761	● PP-Rope twisted, orange	6,0	D	60
0120980860	● Nylon-Rope twisted, white	6,0	D	60
Row 3 (complete)				
0120980560	● Sisal-Rope twisted, natural	6,0	D	60
0120980060	● Spleitex-Rope twisted, hemp coloured	6,0	D	60
0120981520	● Wire rope cable, el. galvanized	2,0	D	153
0120981530	● Wire rope cable, el. galvanized	3,0	D	153
0120981540	● Wire rope cable, el. galvanized	4,0	D	100
0120981620	● Wire rope cable, el. galvanized, PVC coated	2,0 / 3,0	D	153
0120981630	● Wire rope cable, el. galvanized, PVC coated	3,0 / 4,5	D	76
0120980680	● Braided Rope PP-multifil, white	8,0	E	120
0120980681	● Braided Rope PP-multifil, yellow	8,0	E	120
Row 4 (complete)				
0120980682	● Braided Rope PP-multifil, red	8,0	E	120
0120980683	● Braided Rope PP-multifil, blue	8,0	E	120
0120980684	● Braided Rope PP-multifil, pink	8,0	E	120
0120980685	● Braided Rope PP-multifil, mint	8,0	E	120
0120980686	● Braided Rope PP-multifil, red/green	8,0	E	120
Row 5 (complete)				
0120980880	● Nylon-Rope twisted, white	8,0	E	120
0120980080	● Spleitex-Rope twisted, hemp coloured	8,0	E	120
0120980780	● PP-Rope twisted, orange	8,0	E	120
0120980580	● Sisal-Rope twisted, natural	8,0	E	120
0120980800	● Nylon-Rope twisted, white	10,0	E	70
Row 6 (complete)				
0120980000	● Spleitex-Rope twisted, hemp coloured	10,0	E	70
0120980700	● PP-Rope twisted, orange	10,0	E	70
0120980500	● Sisal-Rope twisted, natural	10,0	E	70
0120980781	● PP-Rope twisted, orange/beige	8,0	E	120
0120980100	● Sailing-Rope double braided, white/red	10,0	E	70

Recommended accessories are indicated by a △ on the pages 32–35

Rope Shop with Prepacked Ropes

The highest possible turnover with rope goods is most commonly reached with prepacked products. Therefore, Campbell® offers all bestsellers in skinpacked versions in baskets or on hasps.

In addition, Campbell® offers a assortment of tie-downs and lifting slings. These products are of the highest quality and are of certified production. All belts are branded with a quality mark and show the stamp of the manufacturer.

Starting with the smallest 250 kg ratchet tie-down for bicycles up to the 3 ton-belt for the professional constructor, Campbell® has everything to offer.

Rope Shop 1000 and 1250 with Prepacked Ropes

A complete rope shop consists of:


- **Display basket racks**
The basket racks are delivered with separate divisions for each individual product.
- **Hooks**
Hooks for tie-downs, lifting-slings and hasps.
- **Metre rule**
The metre rule is labelled with EAN-codes and code no. and have free space for price labels.
- **Display headers**
The header can be fixed at the pegboard with adapters and special hooks and is available in different languages.




Rope Shop with Prepacked Ropes 1000

Shelves of ropes with prepacked ropes for merchandiser display with 1000 mm width, code-no. 0120983052.

- Natural ropes
- Universal ropes

Code No.	Description	Load limit	Width mm	Length m		First equipment
Row 1 (Campbell Tie Downs, 100% Polyester, DIN 60060), complete						
0120982000	Cam Buckle Tie Down, blue	250 kg	25	3	5	5
0120982001	Cam Buckle Tie Down, blue	250 kg	25	5	5	5
0120982010	Ratchet Tie Down, one-part, orange	500 kg	25	5	5	5
0120982011	Ratchet Tie Down & Hook, two-part, orange	500 kg	25	5	5	5
0120982020	Ratchet Tie Down, one-part, violet	2.000 kg	35	6	5	5
0120982021	Ratchet Tie Down & Hook, two-part, violet	2.000 kg	35	6	5	5
0120982030	Ratchet Tie Down, one-part, yellow	3.000 kg	50	8	2	2
0120982031	Ratchet Tie Down & Hook, two-part, yellow	3.000 kg	50	8	2	2

Code No.	Description	Diameter mm	Length m			First equipment
Row 2 (prepacked rope hasps), complete						
0120986820	● Braided Nylon Twine, white	2,5	20	Hasp	5	5
0120986830	● Braided Nylon Twine, white	3,5	20	Hasp	5	5
0120986900	● PP-Blocking Tape 80 mm, red/white	–	25	Hasp	5	5
0120986901	● PP-Blocking Tape 80 mm, red/white	–	50	Hasp	5	5
0120986760	● PP-Rope twisted, orange	6,0	20	Hasp	5	5

Row 3 (prepacked rope hasps), complete						
0120986560	● Sisal-Rope twisted, natural	6,0	20	Hasp	5	5
0120986580	● Sisal-Rope twisted, natural	8,0	10	Hasp	5	5
0120986660	● PP-Rope braided, blue/red	6,0	20	Hasp	5	5
0120986860	● PA-Rope twisted, white	6,0	20	Hasp	5	5
0120986880	● PA-Rope twisted, white	8,0	10	Hasp	5	5

Row 4 (prepacked ropes in display basket racks/6 cases), complete						
0120988842	● Poly Laundry Twine (Fibre Filling)	4,0	30	Skein	10	20
0120989300	● Poly Laundry Twine (Steel Core)	4,0	20	Ring	5	10
0120989301	● Poly Laundry Twine (Steel Core)	4,0	30	Ring	5	10
0120987801	● Twinnny-Twine (2 Balls)	2,0/1,0	10/30	Ball	10	20
0120987410	● Hemp-Twine 50 g	0,9	35	Ball	10	40
0120987800	● Poly Packing Twine, assorted colours	1,0	80	Ball	10	40

Row 5 (prepacked ropes in display basket racks/4 cases), complete						
0120988781	● PP-All Purpose Rope, orange	8,0	20	Skein	5	10
0120988160	● PP-Boat Rope, twisted & Snaphook, orange	6,0	8	Skein	5	15
0120987411	● Cotton Twine, white	1,2	135	Ball	10	10
0120988840	● Universal Rope, white	4,8	15	Skein	10	30


Row 6 (prepacked ropes in display basket racks/3 cases), complete						
0120988850	● Synthetic Laundry Twine & 1 Loup	5,0	20	Skein	10	20
0120988851	● Synthetic Laundry Twine & 1 Loup	5,0	30	Skein	10	20
0120988580	● Sisal Rope twisted	8,0	15	Skein	5	20


Row 7 (prepacked ropes in display basket racks/3 cases), complete						
0120988780	● All Purpose Rope, orange	8,0	25	Skein	5	5
0120988700	● All Purpose Rope, orange	10,0	25	Skein	5	5
0120988704	● PP-Rope twisted, black/white & Snaphook	14,0	10	Skein	5	5

Rope Shop with Prepacked Ropes 1250

Shelves of ropes with prepacked ropes for merchandiser display with 1250 mm width, code no. 0120983053.

- Natural ropes
- Universal ropes

Code No.	Description	Load limit	Width mm	Length m		First equipment
Row 1 (Campbell Tie & Lift 100% Polyester Belts, Tie Downs DIN 60060 & Sling DIN 61360), complete						
0120982000	Cam Buckle Tie Down, blue	250 kg	25	3	5	5
0120982001	Cam Buckle Tie Down, blue	250 kg	25	5	5	5
0120982010	Ratchet Tie Down, one-part, orange	500 kg	25	5	5	5
0120982011	Ratchet Tie Down & Hook, two-part, orange	500 kg	25	5	5	5
0120982020	Ratchet Tie Down, one-part, violet	2.000 kg	35	6	5	5
0120982021	Ratchet Tie Down & Hook, two-part, violet	2.000 kg	35	6	5	5
0120982030	Ratchet Tie Down, one-part, yellow	3.000 kg	50	8	2	2
0120982031	Ratchet Tie Down & Hook, two-part, yellow	3.000 kg	50	8	2	2
0120982050	Round Sling, violet	1.000 kg	–	3	5	5

Code No.	Description	Diameter mm	Length m			First equipment
Row 2 (prepacked rope hasps), complete						
0120986820	● Braided Nylon Twine, white	2,5	20	Hasp	5	5
0120986830	● Braided Nylon Twine, white	3,5	20	Hasp	5	5
0120986900	● PP-Blocking Tape 80 mm, red/white	–	25	Hasp	5	5
0120986901	● PP-Blocking Tape 80 mm, red/white	–	50	Hasp	5	5
0120986760	● PP-Rope twisted, orange	6,0	20	Hasp	5	5

Row 3 (prepacked rope hasps), complete						
0120986560	● Sisal Rope twisted, natural	6,0	20	Hasp	5	5
0120986580	● Sisal Rope twisted, natural	8,0	10	Hasp	5	5
0120986660	● PP-Rope braided, blue/red	6,0	20	Hasp	5	5
0120986860	● PA-Rope twisted, white	6,0	20	Hasp	5	5
0120986880	● PA-Rope twisted, white	8,0	10	Hasp	5	5

Row 4 (prepacked ropes in display basket racks/6 cases), complete						
0120988840	● Universal Rope, white	4,8	15	Skein	10	30
0120987800	● Poly Packing Twine, assorted colours	1,0	80	Ball	10	40
0120987801	● Twinny-Twine (2 Balls)	2,0/1,0	10/30	Ball	10	20
0120987410	● Hemp-Twine, 50 g	0,9	35	Ball	10	40
0120988740	● All Purpose Rope, assorted colours	4,0	9	Skein	10	50
0120987411	● Cotton Twine, white	1,2	135	Ball	10	10

Row 5 (prepacked ropes in display basket racks/4 cases), complete						
0120988841	● Poly Laundry Twine (Fibre Filling)	4,0	20	Skein	10	20
0120988842	● Poly Laundry Twine (Fibre Filling)	4,0	30	Skein	10	20
0120989500	● Sisal Rope	10,0	10	Ring	10	10
0120989300	● Poly Laundry Twine (Steel Core)	4,0	20	Ring	5	10
0120989301	● Poly Laundry Twine (Steel Core)	4,0	30	Ring	5	10

Row 6 (prepacked ropes in display basket racks/4 cases), complete						
0120988850	● Synthetic Laundry Twine & 1 Hook	5,0	20	Skein	10	20
0120988851	● Synthetic Laundry Twine & 1 Hook	5,0	30	Skein	10	20
0120988580	● Sisal Rope twisted	8,0	15	Skein	5	20
0120988780	● All Purpose Rope, orange	8,0	25	Skein	5	5

Row 7 (prepacked ropes in display basket racks/4 cases), complete						
0120988160	● PP-Boat Rope, twisted & Snaphook, orange	6,0	8	Skein	5	15
0120988781	● PP-All Purpose Rope, orange	8,0	20	Skein	5	10
0120988700	● PP-All Purpose Rope, orange	10,0	25	Skein	5	5
0120988704	● PP-Rope twisted, black /white	14,0	10	Skein	5	5

Free-Standing Chain and Rope Displays

The new free-standing chain and rope displays from Campbell® ensures the maximum amount of products shown in the minimum amount of space.

The displays feature:

- Display header with colour code in different languages.
- Tray-system without need for axles – chain dispensing is easy, as its reel replacement when re-stocking is required.
- Built-in metric rule.
- Colored labels.
- Built-in chain cutter and/or rope cutting heat gun.
- Size: Width 700 mm, Height 2250 mm, Depth 600 mm.

Campbell® Chain Display
Free-Standing Type 670

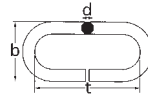
Campbell® Rope Display
Free-Standing Type 670

Campbell® Chain & Rope Display
Free-Standing Type 670



Chain Display "Type 670"

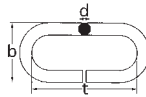
- inside use
- outside use
- stainless steel



Code No.	Description	d x t x b / mm	Reel-Type	m per Reel
Row 1 (complete)				
0120711017	● Deco Chain round, brass plated	2,0 x 15 x 10	B	50
0120711077	● Deco Chain round, black	2,0 x 15 x 10	B	50
0120717277	● Deco Chain twisted, black	3,5 x 37 x 20	B	20
0120717297	● Deco Chain twisted, burnished	3,5 x 37 x 20	B	20
0120713217	● Deco Chain chathedral, brass plated	2,8 x 39 x 20	B	20
0120713277	● Deco Chain chathedral, black	2,8 x 39 x 20	B	20
Row 2 (complete)				
0120711027	● Deco Chain round, nickel plated	2,0 x 15 x 10	B	50
0120711087	● Deco Chain round, white	2,0 x 15 x 10	B	50
0120714017	● Deco Chain squared, brass plated	2,0 x 16 x 9	B	50
0120714077	● Deco Chain squared, black	2,0 x 16 x 9	B	50
0120715017	● Deco Chain squared, brass plated	3,0 x 29 x 14	B	20
0120715077	● Deco Chain squared, black	3,0 x 29 x 14	B	20
Row 3A (complete)				
0120711927	● Forcat Chain, nickel plated	1,1 x 5 x 5	A	25
0120719017	● Gourmette Chain, brass plated	1,5 x 4 x 5	A	25
0120719027	● Gourmette Chain, nickel plated	1,5 x 4 x 5	A	25
0120712027	● Twist Link Chain, nickel plated	2,0 x 8 x 7	A	15
0120712517	● Twist Link Chain, brass plated	2,5 x 7 x 9	A	10
0120712527	● Twist Link Chain, nickel plated	2,5 x 7 x 9	A	10
0120710767	● Clock Chain, Inox, stainless steel	1,6 x 8 x 6	A	25
Row 3B (complete)				
0120710527	● Clock Chain, nickel plated	1,3 x 7,5 x 6	A	25
0120710717	● Clock Chain, brass plated	1,6 x 8 x 6	A	25
0120710727	● Clock Chain, nickel plated	1,6 x 8 x 6	A	25
0120710737	● Clock Chain, lead coloured	1,6 x 8 x 6	A	25
0120710747	● Clock Chain, white	1,6 x 8 x 6	A	25
0120713627	● Ball Chain, nickel plated	d = 3,6	A	25
0120710227	● Sash chain, nickel plated	0,4 x 12,5 x 5	A	50
Row 4 (complete)				
0120710524	● Victor Chain, el. galvanized	1,6 x 23 x 7	B	60
0120710124	● Victor Chain, el. galvanized	2,5 x 35 x 11	B	30
0120712034	● Victor Chain, el. galvanized	3,1 x 41 x 14	B	20
0120710284	● Victor Chain, white epoxy coated	2,2 x 31 x 10	B	30
0120313027	● A-Link Chain, el. galvanized & blue chromed	2,0 x 12 x 8	B	60
0120193007	● C-Link Chain, Inox, stainless steel	3,0 x 26 x 12	B	25
Row 5 (complete)				
0120333007	● C-Link Chain, el. galvanized & blue chromed	3,0 x 26 x 12	C	60
0120335007	● C-Link Chain, el. galvanized & blue chromed	5,0 x 35 x 20	C	32
Row 6 (complete)				
0120313047	● A-Link-Chain, el. galvanized & blue chromed	4,0 x 19 x 16	C	50
0120313067	● A-Link-Chain, el. galvanized & blue chromed	6,0 x 24 x 24	C	35
Row 7 (complete)				
0120993007	● Plastic Chain, red/white	6,0 x 40 x 22	C	25
0120998007	● Plastic Chain, black	10,0 x 61 x 33	C	12,5

Chain and Rope Display "Type 670"

- Natural ropes
- Universal ropes
- inside use
- outside use
- stainless steel



Code No.	Description	d x t x b / mm	Reel-Type	m per Reel
Row 1 (complete)				
0120980660	● Braided Rope, white	d = 6,0	D	100
0120980800	● Nylon Rope, white	d = 10,0	E	70
0120980560	● Sisal Rope, natural	d = 6,0	D	60
0120980500	● Sisal Rope, natural	d = 10,0	E	70
Row 2 (complete)				
0120981620	● Wire Rope, PVC coated	d = 2,0/3,0	D	153
0120981520	● Wire Rope, el. galvanized	d = 2,0	D	153
0120981530	● Wire Rope, el. galvanized	d = 3,0	D	153
0120980761	● PP-Rope, orange	d = 6,0	D	60
0120980700	● PP-Rope, orange	d = 10,0	E	70
Row 3A (complete)				
0120711927	● Forcat Chain, nickel plated	1,1 x 5 x 5	A	25
0120719017	● Gourmette Chain, brass plated	1,5 x 4 x 5	A	25
0120719027	● Gourmette Chain, nickel plated	1,5 x 4 x 5	A	25
0120712027	● Twist Link Chain, nickel plated	2,0 x 8 x 7	A	15
0120712517	● Twist Link Chain, brass plated	2,5 x 7 x 9	A	10
0120712527	● Twist Link Chain, nickel plated	2,5 x 7 x 9	A	10
0120710767	● Clock Chain, Inox, stainless steel	1,6 x 8 x 6	A	25
Row 3B (complete)				
0120710527	● Clock Chain, nickel plated	1,3 x 7,5 x 6	A	25
0120710717	● Clock Chain, brass plated	1,6 x 8 x 6	A	25
0120710727	● Clock Chain, nickel plated	1,6 x 8 x 6	A	25
0120710737	● Clock Chain, lead colour	1,6 x 8 x 6	A	25
0120710747	● Clock Chain, white	1,6 x 8 x 6	A	25
0120713627	● Ball Chain, nickel plated	d = 3,6	A	25
0120710227	● Sash chain, nickel plated	0,4 x 12,5 x 5	A	50
Row 4 (complete)				
0120715017	● Deco Chain, squared, brass plated	3,0 x 29 x 14	B	20
0120715077	● Deco Chain, squared, black	3,0 x 29 x 14	B	20
0120713297	● Deco Chain, cathedral, burnished	2,8 x 39 x 20	B	20
0120711017	● Deco Chain, round, brass plated	2,0 x 15 x 10	B	50
0120711077	● Deco Chain, round, black	2,0 x 15 x 10	B	50
0120711087	● Deco Chain, round, white epoxy coated	2,0 x 15 x 10	B	50
Row 5 (complete)				
0120333007	● C-Link Chain, galvanized & blue chromed	3,0 x 26 x 12	C	60
0120710324	● Victor Chain, galvanized & blue chromed	2,0 x 28 x 9	B	50
0120313027	● A-Link Chain, galvanized & blue chromed	2,0 x 12 x 8	B	60
0120193007	● C-Link Chain, Inox, stainless steel	3,0 x 26 x 12	B	25
Row 6 (complete)				
0120313047	● A-Link-Chain, galvanized & blue chromed	4,0 x 19 x 16	C	50
0120335007	● C-Link Chain, galvanized & blue chromed	5,0 x 35 x 20	C	32
Row 7 (complete)				
0120993007	● Plastic Chain, Polyethylene, red/white	6,0 x 40 x 22	C	25
0120998007	● Plastic Chain, Polyethylene, black	10,0 x 61 x 33	C	12,5

Rope Display "Type 670"

- Natural ropes
- Universal ropes

Code No.	Description	Diameter mm	Reel Type	m per Reel
Row 1 (complete)				
0120980630	● Braided Twine PP-multifil, white	3,0	D	450
0120980631	● Braided Twine PP-multifil, yellow	3,0	D	450
0120980634	● Braided Twine PP-multifil, red	3,0	D	450
0120980637	● Braided Twine PP-multifil, blue	3,0	D	450
0120980639	● Braided Twine PP-multifil, black	3,0	D	450
0120980220	● Jalousie Twine, 16 x braided, white	2,2	D	500
Row 2 (complete)				
0120980640	● Braided Rope PP-multifil, white	4,0	D	180
0120980650	● Braided Rope PP-multifil, white	5,0	D	120
0120980660	● Braided Rope PP-multifil, white	6,0	D	100
0120980666	● Braided Rope PP-multifil, blue	6,0	D	100
0120980761	● PP-Rope twisted, orange	6,0	D	60
0120980860	● Nylon Rope twisted, white	6,0	D	60
Row 3 (complete)				
0120980560	● Sisal Rope twisted, natural	6,0	D	60
0120981520	● Wire Rope, el. galvanized	2,0	D	153
0120981530	● Wire Rope, el. galvanized	3,0	D	153
0120981540	● Wire Rope, el. galvanized	4,0	D	100
0120981620	● Wire Rope, el. galvanized, PVC coated	2,0/3,0	D	153
0120981630	● Wire Rope, el. galvanized, PVC coated	3,0/4,5	D	76
Row 4 (complete)				
0120980682	● Braided Rope PP-multifil, red	8,0	E	120
0120980686	● Braided Rope PP-multifil, red/green	8,0	E	120
0120980060	● Spleitex-Rope twisted, hemp coloured	6,0	D	60
0120980665	● Braided Rope PP-multifil, green	6,0	D	100
Row 5 (complete)				
0120980780	● PP-Rope twisted, orange	8,0	E	120
0120980800	● Nylon-Rope twisted, white	10,0	E	70
0120980662	● Braided Rope PP-multifil, red	6,0	D	100
0120980661	● Braided Rope PP-multifil, yellow	6,0	D	100
Row 6 (complete)				
0120980500	● Sisal Rope twisted, natural	10,0	E	70
0120980700	● PP-Rope twisted, orange	10,0	E	70
0120980638	● Braided PP-multifil Twine, brown	3,0	D	450
0120980632	● Braided PP-multifil Twine, orange	3,0	D	450

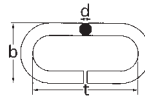
Chain Display "ECD 1"



Display Stand ECD 1, Code No. 0120000010,
including header Code No. 0055681210

Width: 410 mm
Depth: 510 mm
Height: 1730 mm (including header)

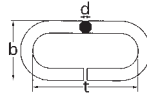
- inside use
- outside use
- stainless steel



Code No.	Description	d x t x b / mm	Reel-Type	m per Reel
Assortment CAMDIS 1				
0120711024	● Victor-Chain, el. galvanized & blue chromed	2,8 x 39 x 12,5	B	30
0120712034	● Victor-Chain, el. galvanized & blue chromed	3,1 x 41 x 14	B	20
0120332007	● C-Link Chain, el. galvanized & blue chromed	2,0 x 22 x 8	B	60
0120334007	● C-Link Chain, el. galvanized & blue chromed	4,0 x 32 x 16	C	58
0120335007	● C-Link Chain, el. galvanized & blue chromed	5,0 x 35 x 20	C	32
0120336007	● C-Link Chain, el. galvanized & blue chromed	6,0 x 42 x 24	C	28
0120337007	● C-Link Chain, el. galvanized & blue chromed	7,0 x 48 x 28	C	26
7508795	Chain Cutter			
Assortment CAMDIS 2				
0120313037	● A-Link Chain, el. galvanized & blue chromed	3,0 x 16 x 12	C	100
0120313047	● A-Link Chain, el. galvanized & blue chromed	4,0 x 19 x 16	C	50
0120313057	● A-Link Chain, el. galvanized & blue chromed	5,0 x 21 x 20	C	35
0120313067	● A-Link Chain, el. galvanized & blue chromed	6,0 x 24 x 24	C	35
0120313087	● A-Link Chain, el. galvanized & blue chromed	8,0 x 32 x 32	C	20
0120313087	● A-Link Chain, el. galvanized & blue chromed	8,0 x 32 x 32	C	20
7509195	Ratchet Chain Cutter			
Assortment CAMDIS 3				
0120336007	● C-Link Chain, el. galvanized & blue chromed	6,0 x 42 x 24	C	28
0120337007	● C-Link Chain, el. galvanized & blue chromed	7,0 x 48 x 28	C	26
0120338007	● C-Link Chain, el. galvanized & blue chromed	8,0 x 52 x 32	C	20
0120313067	● A-Link Chain, el. galvanized & blue chromed	6,0 x 24 x 24	C	35
0120313087	● A-Link Chain, el. galvanized & blue chromed	8,0 x 32 x 32	C	20
0120313087	● A-Link Chain, el. galvanized & blue chromed	8,0 x 32 x 32	C	20
7509195	Ratchet Chain Cutter			
Assortment CAMDIS 4				
0120333007	● C-Link Chain, el. galvanized & blue chromed	3,0 x 26 x 12	C	60
0120313057	● A-Link Chain, el. galvanized & blue chromed	5,0 x 21 x 20	C	35
0120313067	● A-Link Chain, el. galvanized & blue chromed	6,0 x 24 x 24	C	35
0120313087	● A-Link Chain, el. galvanized & blue chromed	8,0 x 32 x 32	C	20
0120313087	● A-Link Chain, el. galvanized & blue chromed	8,0 x 32 x 32	C	20
0120313107	● A-Link Chain, el. galvanized & blue chromed	10,0 x 40 x 32	C	10
7509195	Ratchet Chain Cutter			

Assorted Chains

- inside use
- outside use
- stainless steel



Code No.	Description	d x t x b / mm	Reel-Type	m per Reel
Hobby-Chains				
0120711917	● Forcat-Chain, brass plated	1,1 x 5 x 5	A	25
0120711927	● Forcat-Chain, nickel plated	1,1 x 5 x 5	A	25
0120717017	● Gourmette-Chain, brass plated	1,2 x 3,5 x 4	A	25
0120717027	● Gourmette-Chain, nickel plated	1,2 x 3,5 x 4	A	25
0120719017	● Gourmette-Chain, brass plated	1,5 x 4 x 5	A	25
0120719027	● Gourmette-Chain, nickel plated	1,5 x 4 x 5	A	25
0120712017	● Twist Link Chain, brass plated	2,0 x 8 x 7	A	15
0120712027	● Twist Link Chain, nickel plated	2,0 x 8 x 7	A	15
0120712077	● Twist Link Chain, black	2,0 x 8 x 7	A	15
0120712517	● Twist Link Chain, brass plated	2,5 x 7 x 9	A	10
0120712527	● Twist Link Chain, nickel plated	2,5 x 7 x 9	A	10
0120712577	● Twist Link Chain, black	2,5 x 7 x 9	A	10
0120710317	● Clock-Chain, brass plated	1,1 x 7 x 4,5	A	50
0120710327	● Clock-Chain, nickel plated	1,1 x 7 x 4,5	A	50
0120710329	● Clock-Chain, nickel plated	1,1 x 7 x 4,5	A	25
0120710377	● Clock-Chain, black	1,1 x 7 x 4,5	A	50
0120710379	● Clock-Chain, black	1,1 x 7 x 4,5	A	25
0120710387	● Clock-Chain, lead coloured	1,1 x 7 x 4,5	A	50
0120710397	● Clock-Chain, antique copper	1,1 x 7 x 4,5	A	50
0120710399	● Clock-Chain, antique brass	1,1 x 7 x 4,5	A	25
0120710517	● Clock-Chain, brass plated	1,3 x 7,5 x 5	A	25
0120710527	● Clock-Chain, nickel plated	1,3 x 7,5 x 5	A	25
0120710717	● Clock-Chain, brass plated	1,6 x 8 x 6	A	25
0120710727	● Clock-Chain, nickel plated	1,6 x 8 x 6	A	25
0120710777	● Clock-Chain, black	1,6 x 8 x 6	A	25
0120710737	● Clock-Chain, lead coloured	1,6 x 8 x 6	A	25
0120710797	● Clock-Chain, antique brass	1,6 x 8 x 6	A	25
0120710747	● Clock-Chain, white epoxy coated	1,6 x 8 x 6	A	25
0120710757	● Clock-Chain, solid brass	1,6 x 8 x 6	A	25
0120710767	● Clock-Chain, Inox, stainless steel	1,6 x 8 x 6	A	25
0120711624	● Jack Chain, el. galvanized & blue chromed	1,6	A	20
0120712024	● Jack Chain, el. galvanized & blue chromed	2,0	A	15



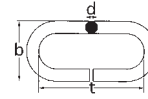
Victor Chains DIN 5686

0120710624	● Victor Chain, el. galvanized & blue chromed	1,4 x 20 x 6,5	B	90
0120710524	● Victor Chain*, el. galvanized & blue chromed	1,6 x 23 x 7	B	60
0120710424	● Victor Chain*, el. galvanized & blue chromed	1,8 x 26,5 x 8	B	50
0120710324	● Victor Chain*, el. galvanized & blue chromed	2,0 x 28 x 9	B	50
0120710224	● Victor Chain*, el. galvanized & blue chromed	2,2 x 31 x 10	B	30
0120710124	● Victor Chain*, el. galvanized & blue chromed	2,5 x 35 x 11	B	30
0120711024	● Victor Chain*, el. galvanized & blue chromed	2,8 x 39 x 12,5	B	30
0120712034	● Victor Chain*, el. galvanized & blue chromed	3,1 x 41 x 14	B	20
0120713524	● Victor Chain, el. galvanized & blue chromed	3,4 x 44 x 15,5	B	15
0120710284	● Victor Chain, white epoxy coated	2,2 x 31 x 10	B	30
0120710294	● Victor Chain, pink epoxy coated	2,2 x 31 x 10	B	30
0120710295	● Victor Chain, turquoise epoxy coated	2,2 x 31 x 10	B	30
0120710494	● Victor Chain, Inox, stainless steel	1,8 x 28 x 9	B	60

(*also available in 30 m bundles)

Assorted Chains

- outside use
- stainless steel



Sash-Chain



Ball-Chain



C-Link Chain



A-Link Chain



C-Link Chain



Calibrated Chain



Plastic Chain

Code No.	Description	d x t x b / mm	Reel-Type	m per Reel	working load limit kg **
Sanitary Chains					
0120710117	● Sash-Chain, solid brass	0,3 x 10,5 x 4	A	50	-
0120710127	● Sash-Chain, solid brass, nickel plated	0,3 x 10,5 x 4	A	50	-
0120710217	● Sash-Chain, solid brass	0,4 x 12,5 x 5	A	50	-
0120710227	● Sash-Chain, solid brass, nickel plated	0,4 x 12,5 x 5	A	50	-
0120713017	● Sash-Chain, solid brass	0,5 x 19,5 x 7	A	25	-
0120713027	● Sash-Chain, solid brass, nickel plated	0,5 x 19,5 x 7	A	25	-
0120712617	● Ball-Chain, solid brass, nickel plated	2,5	A	100	-
0120713627	● Ball-Chain, solid brass, nickel plated	3,6	A	25	-
0120713617	● Ball-Chain, solid brass	4,5	A	25	-

Welded round link chains, form C long links, el. galvanized and blue chromed, DIN 5685

0120332007	● C-Link Chain*	2,0 x 22 x 8	B	60	30
0120333007	● C-Link Chain*	3,0 x 26 x 12	C	60	70
0120334007	● C-Link Chain*	4,0 x 32 x 16	C	58	125
0120335007	● C-Link Chain*	5,0 x 35 x 20	C	32	195
0120336007	● C-Link Chain*	6,0 x 42 x 24	C	28	290
0120337007	● C-Link Chain*	7,0 x 48 x 28	C	26	375
0120338007	● C-Link Chain*	8,0 x 52 x 32	C	20	500

(*also available in 30 m bundles)

Welded round link chains, form A short links, el. galvanized and blue chromed, DIN 5685

0120313027	● A-Link Chain*	2,0 x 12 x 8	B	60	30
0120313037	● A-Link Chain*	3,0 x 16 x 12	C	100	70
0120313047	● A-Link Chain*	4,0 x 19 x 16	C	50	125
0120313057	● A-Link Chain*	5,0 x 21 x 20	C	35	195
0120313067	● A-Link Chain*	6,0 x 24 x 24	C	35	290
0120313087	● A-Link Chain*	8,0 x 32 x 32	C	20	500
0120313107	● A-Link Chain	10,0 x 40 x 37	C	10	630

(*also available in 30 m bundles)

Welded round link chains, form C, stainless steel, Inox 316, DIN 5685

0120192007	● C-Link Chain, Inox	2,0 x 22 x 8	B	30	30
0120193007	● C-Link Chain, Inox	3,0 x 26 x 12	B	25	70
0120194007	● C-Link Chain, Inox	4,0 x 32 x 16	B	20	125
0120195007	● C-Link Chain, Inox	5,0 x 35 x 20	B	15	195

Calibrated round link chains, el. galvanized and blue chromed, DIN 766

0120147665	● Calibrated Chain	5,0 x 18,5 x 17	C	40	250
------------	--------------------	-----------------	---	----	-----

Plastic Chains, Polyethylene

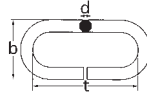
0120992007	● Plastic Chain*, yellow/black	6,0 x 40 x 22	C	25	-
0120993007	● Plastic Chain*, red/white	6,0 x 40 x 22	C	25	-
0120994007	● Plastic Chain, white	6,0 x 40 x 22	C	25	-
0120995007	● Plastic Chain*, black	6,0 x 40 x 22	C	25	-
0120997007	● Plastic Chain, copper coloured	6,0 x 40 x 22	C	25	-
0120991207	● Plastic Chain, yellow/black	8,0 x 48 x 26	C	25	-
0120991807	● Plastic Chain, red/white	8,0 x 48 x 26	C	25	-
0120998007	● Plastic Chain, black	10,0 x 61 x 33	C	12,5	-
0120999007	● Plastic Chain, copper coloured	10,0 x 61 x 33	C	12,5	-
0120991017	● Plastic Chain, red/white	10,0 x 61 x 33	C	12,5	-

(*also available in poly bags, 25 m)

** Specifications on the working load limit only for A and C formed chains

Assorted Chains

- inside use
- outside use
- stainless steel



Code No.	Description	d x t x b / mm	Reel-Type	m per Reel
Round link chains form C long links				
0120996060	● C-Link Chain, galvanized & red/white epoxy coated	6,0 x 42 x 24	C	25



Deco- and Lamp-Chains				
0120711017	● Deco-Chain round, brass plated	2,0 x 15 x 10	B	50
0120711077	● Deco-Chain round, black	2,0 x 15 x 10	B	50
0120711027	● Deco-Chain round, nickel plated	2,0 x 15 x 10	B	50
0120711097	● Deco-Chain round, burnished	2,0 x 15 x 10	B	50
0120711087	● Deco-Chain round, white epoxy coated	2,0 x 15 x 10	B	50
0120711317	● Deco-Chain round, brass plated	2,8 x 19 x 15	B	30
0120711377	● Deco-Chain round, black	2,8 x 19 x 15	B	30
0120711327	● Deco-Chain round, nickel plated	2,8 x 19 x 15	B	30
0120711397	● Deco-Chain round, burnished	2,8 x 19 x 15	B	30
0120711387	● Deco-Chain round, white epoxy coated	2,8 x 19 x 15	B	30
0120711314	● Deco-Chain round, solid brass	2,8 x 19 x 15	B	30
0120710097	● Deco-Chain round, antique brass	2,8 x 19 x 15	B	30
0120714017	● Deco-Chain squared, brass plated	2,0 x 16 x 9	B	50
0120714077	● Deco-Chain squared, black	2,0 x 16 x 9	B	50
0120714097	● Deco-Chain squared, burnished	2,0 x 16 x 9	B	50
0120715017	● Deco-Chain squared, brass plated	3,0 x 29 x 14	B	20
0120715077	● Deco-Chain squared, black	3,0 x 29 x 14	B	20
0120715097	● Deco-Chain squared, burnished	3,0 x 29 x 14	B	20
0120715087	● Deco-Chain squared, white epoxy coated	3,0 x 29 x 14	B	20
0120716077	● Deco-Chain squared, black	4,0 x 29 x 17	B	20
0120717217	● Deco-Chain squared, twisted, brass plated	3,5 x 37 x 20	B	20
0120717277	● Deco-Chain squared, twisted, black	3,5 x 37 x 20	B	20
0120715297	● Deco-Chain squared, twisted, antique brass	3,5 x 37 x 20	B	20
0120717297	● Deco-Chain squared, twisted, burnished	3,5 x 37 x 20	B	20
0120713117	● Deco-Chain cathedral, brass plated	2,2 x 24 x 15	B	30
0120713177	● Deco-Chain cathedral, black	2,2 x 24 x 15	B	30
0120713197	● Deco-Chain cathedral, burnished	2,2 x 24 x 15	B	30
0120713167	● Deco-Chain cathedral, antique brass	2,2 x 24 x 15	B	20
0120713217	● Deco-Chain cathedral, brass plated	2,8 x 39 x 20	B	20
0120713277	● Deco-Chain cathedral, black	2,8 x 39 x 20	B	20
0120713297	● Deco-Chain cathedral, burnished	2,8 x 39 x 20	B	20
0120713267	● Deco-Chain cathedral, antique brass	2,8 x 39 x 20	B	20

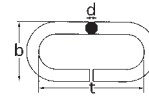


Code No.	Description	d x Length	📦
Security Chains, round links, 60 HRC case hardened			
0122101506	Security Chain, el. galvanized, polycoated blue	5,0 x 600	5
0122101509	Security Chain, el. galvanized, polycoated blue	5,0 x 900	5
0122101512	Security Chain, el. galvanized, polycoated blue	5,0 x 1200	5
0122101709	Security Chain, el. galvanized, polycoated blue	7,0 x 900	5
0122101715	Security Chain, el. galvanized, polycoated blue	7,0 x 1500	2
0122102506	Top Security Chain with squared links, el. galvanized with poly sleeve	5,0 x 600	5
0122102709	Top Security Chain with squared links, el. galvanized with poly sleeve	7,0 x 900	5
0122102712	Top Security Chain with squared links, el. galvanized with poly sleeve	7,0 x 1200	5
0122102112	Top Security Chain with squared links, el. galvanized with poly sleeve	10,0 x 1200	2



Chains in Bundles

- outside use
- stainless steel



Victor chain



C-link chain



A-link chain



Plastic chain

Code No.	Description	d x t x b /mm	m per Bundle	working load limit kg **
Victor chains, el. galvanized and blue chromed, DIN 5686				
0120719524	● Victor chain	1,6 x 23 x 7	30	–
0120719424	● Victor chain	1,8 x 26,5 x 8	30	–
0120719324	● Victor chain	2,0 x 28 x 9	30	–
0120719224	● Victor chain	2,2 x 31 x 10	30	–
0120719124	● Victor chain	2,5 x 35 x 11	30	–
0120719024	● Victor chain	2,8 x 39 x 12,5	30	–
0120719034	● Victor chain	3,1 x 41 x 14	30	–

Welded round link chains, form C long links, el. galvanized and blue chromed, DIN 5685				
0120332097	● C-link chain	2,0 x 22 x 8	30	30
0120333097	● C-link chain	3,0 x 26 x 12	30	70
0120334097	● C-link chain	4,0 x 32 x 16	30	125
0120335097	● C-link chain	5,0 x 35 x 20	30	195
0120336097	● C-link chain	6,0 x 42 x 24	30	290
0120337097	● C-link chain	7,0 x 48 x 28	30	375
0120338097	● C-link chain	8,0 x 52 x 32	30	500

Welded round link chains, form A short links, el. galvanized and blue chromed, DIN 5685				
0120313927	● A-link chain	2,0 x 12 x 8	30	30
0120313937	● A-link chain	3,0 x 16 x 12	30	70
0120313947	● A-link chain	4,0 x 19 x 16	30	125
0120313957	● A-link chain	5,0 x 21 x 20	30	195
0120313967	● A-link chain	6,0 x 24 x 24	30	290
0120313987	● A-link chain	8,0 x 32 x 32	30	500

Plastic chains, Polyethylene				
0120992097	● Plastic chain, yellow/black	6,0 x 40 x 22	25	–
0120993097	● Plastic chain, red/white	6,0 x 40 x 22	25	–
0120995097	● Plastic chain, black	6,0 x 40 x 22	25	–

Blocking chains				
0120996160	● welded chain galvanized red/white	6,0 x 42 x 24	15	–

Welded round link chains, form C, straight, long links, fire galvanized, DIN 5685				
0120333197	● C30 C-link chain	3,0 x 26 x 12	30	70
0120335197	● C50 C-link chain	5,0 x 35 x 20	30	195
0120336197	● C60 C-link chain	6,0 x 42 x 24	30	290
0120338197	● C80 C-link chain	8,0 x 52 x 32	30	500

Welded round link chains, form C, straight, long links, INOX stainless steel, DIN 5685				
0120193107	● C30 C-link chain	3,0 x 26 x 12	30	70
0120194107	● C40 C-link chain	4,0 x 32 x 16	30	125
0120195107	● C50 C-link chain	5,0 x 35 x 20	30	195
0120196107	● C60 C-link chain	6,0 x 42 x 24	30	290

Welded round link chains, form A, straight, short links, fire galvanized				
0120314937	● A-link chain	3,0 x 16 x 12	30	70
0120314947	● A-link chain	4,0 x 19 x 16	30	125

** Specifications on the working load limit only for A and C formed chains

Assorted Ropes

- Natural ropes
- Universal ropes

Code No.	Description	Diameter mm	Reel-Type	m per Reel	working load limit kg
Sisal-Ropes					
0120980560	● Sisal-Rope twisted, natural	6,0	D	60	–
0120980580	● Sisal-Rope twisted, natural	8,0	E	120	–
0120980500	● Sisal-Rope twisted, natural	10,0	E	70	–
Braided Twines					
0120980630	● Braided Twine PP-multifil, white	3,0	D	450	60
0120980631	● Braided Twine PP-multifil, yellow	3,0	D	450	60
0120980632	● Braided Twine PP-multifil, orange	3,0	D	450	60
0120980633	● Braided Twine PP-multifil, pink	3,0	D	450	60
0120980634	● Braided Twine PP-multifil, red	3,0	D	450	60
0120980635	● Braided Twine PP-multifil, mint	3,0	D	450	60
0120980636	● Braided Twine PP-multifil, green	3,0	D	450	60
0120980637	● Braided Twine PP-multifil, blue	3,0	D	450	60
0120980638	● Braided Twine PP-multifil, brown	3,0	D	450	60
0120980639	● Braided Twine PP-multifil, black	3,0	D	450	60
0120980640	● Braided Rope PP-multifil, white	4,0	D	180	180
0120980650	● Braided Rope PP-multifil, white	5,0	D	120	240
0120980660	● Braided Rope PP-multifil, white	6,0	D	100	380
0120980661	● Braided Rope PP-multifil, yellow	6,0	D	100	380
0120980662	● Braided Rope PP-multifil, red	6,0	D	100	380
0120980663	● Braided Rope PP-multifil, pink	6,0	D	100	380
0120980665	● Braided Rope PP-multifil, green	6,0	D	100	380
0120980666	● Braided Rope PP-multifil, blue	6,0	D	100	380
0120980680	● Braided Rope PP-multifil, white	8,0	E	120	550
0120980681	● Braided Rope PP-multifil, yellow	8,0	E	120	550
0120980682	● Braided Rope PP-multifil, red	8,0	E	120	550
0120980683	● Braided Rope PP-multifil, blue	8,0	E	120	550
0120980685	● Braided Rope PP-multifil, mint	8,0	E	120	550
0120980686	● Braided Rope PP-multifil, red/green	8,0	E	120	550
PP-Ropes					
0120980760	● PP-Rope twisted, black/yellow/red	6,0	D	100	380
0120980761	● PP-Rope twisted, orange	6,0	D	60	380
0120980780	● PP-Rope twisted, orange	8,0	E	120	800
0120980700	● PP-Rope twisted, orange	10,0	E	70	1350
0120980781	● PP-Rope twisted, orange/beige	8,0	E	120	800
Nylon and Spleitex-Ropes					
0120980860	● Nylon-Rope twisted, white	6,0	D	60	700
0120980880	● Nylon-Rope twisted white	8,0	E	120	1100
0120980800	● Nylon-Rope twisted, white	10,0	E	70	1700
0120980060	● Spleitex-Rope twisted, hemp coloured	6,0	D	60	290
0120980080	● Spleitex-Rope twisted, hemp coloured	8,0	E	120	510
0120980000	● Spleitex-Rope twisted, hemp coloured	10,0	E	70	800
Sailing-Ropes					
0120980100	● Sailing-Rope double braided, white/red	10,0	E	70	800
Jalousietwines					
0120980220	● Jalousietwine, 16 x braided, white	2,2	D	500	120
0120980230	● Jalousietwine, 16 x braided, white	3,0	D	300	150



Sisal-Rope



Braided Twines & Ropes




PP-Rope



Nylon-Rope



Spleitex-Rope



Sailing-Rope



Jalousietwine



Wire-Rope

Code No.	Description	Diameter mm	Reel-Type	m per Reel	min. breaking strength*
Wire-Ropes, according DIN EN 12385-4					
0120981520	● Wire rope cable el. galvanized	2,0	D	153	2.35
0120981530	● Wire rope cable el. galvanized	3,0	D	153	5.29
0120981540	● Wire rope cable el. galvanized	4,0	D	100	9.41
0120981620	● Wire rope cable el. galvanized PVC coated	2,0/3,0	D	153	2.35
0120981630	● Wire rope cable el. galvanized PVC coated	3,0/4,5	D	100	5.29

* in Kilo Newton – kN; (10 Newton = 1 kg)

Assorted Prepacked Ropes

- Natural ropes
- Universal ropes



Code No.	Description	Diameter mm	Length m		
Hasps					
0120986820	● Braided Nylon Twine, white	2,5	20	Hasp	5
0120986830	● Braided Nylon Twine, white	3,5	20	Hasp	5
0120986900	● Blocking Tape PP 80 mm, red/white	–	25	Hasp	5
0120986901	● Blocking Tape PP 80 mm, red/white	–	50	Hasp	5
0120986760	● PP-Rope twisted, orange	6,0	20	Hasp	5
0120986560	● Sisal Rope twisted, natural	6,0	20	Hasp	5
0120986580	● Sisal Rope twisted, natural	8,0	10	Hasp	5
0120986660	● PP-Rope braided, blue/red	6,0	20	Hasp	5
0120986860	● PA-Rope twisted, white	6,0	20	Hasp	5
0120986880	● PA-Rope twisted, white	8,0	10	Hasp	5



Code No.	Description	Diameter mm	Length m		
Balls					
0120987800	● Poly Packing Twine, assorted colours	1,0	80	Ball	10
0120987801	● Twinnny-Twine (2 Balls)	2,0/1,0	10/30	Ball	10
0120987410	● Hemp-Twine 50 g	0,9	35	Ball	10
0120987411	● Cotton Twine, white	1,2	135	Ball	10




Code No.	Description	Diameter mm	Length m		
Skeins					
0120988840	● Universal Rope, white	4,8	15	Skein	10
0120988740	● All Purpose Rope, assorted colours	4,0	9	Skein	10
0120988841	● Poly Laundry Twine (Fibre Filling)	4,0	20	Skein	10
0120988842	● Poly Laundry Twine (Fibre Filling)	4,0	30	Skein	10
0120988850	● Synthetic Laundry Twine & 1 Hook	5,0	20	Skein	10
0120988851	● Synthetic Laundry Twine & 1 Hook	5,0	30	Skein	10
0120988580	● Sisal Rope twisted	8,0	15	Skein	5
0120988780	● All Purpose Rope, orange	8,0	25	Skein	5
0120988160	● PP-Boat Rope, twisted & Snaphook, orange	6,0	8	Skein	5
0120988781	● All Purpose PP-Rope, orange	8,0	20	Skein	5
0120988700	● All Purpose PP-Rope, orange	10,0	25	Skein	5
0120988704	● PP-Rope twisted, black/white	14,0	10	Skein	5



Code No.	Description	Diameter mm	Length m		
Ring					
0120989500	● Sisal rope	10,0	10	Ring	10
0120989300	● Poly Laundry Twine (Steel Core)	4,0	20	Ring	5
0120989301	● Poly Laundry Twine (Steel Core)	4,0	30	Ring	5

Tie Downs & Slings

Tie & Lift 100% Polyester belts, Tie downs DIN 60060 / Slings DIN 61360

Code No.	Description	Load Limit kg	Width mm	Length m	
Tie down up to 250 kg (prepacked)					
0120982000	Cam Buckle Tie Down, blue (2 pcs.)	250	25	3	5
0120982001	Cam Buckle Tie Down, blue	250	25	5	5

Tie down up to 250 kg (bulk)					
0120982700	Cam Buckle Tie Down, blue	250	25	3	5
0120982701	Cam Buckle Tie Down, blue	250	25	5	5

Tie down up to 500 kg (prepacked)					
0120982010	Ratchet Tie Down, one part, orange	500	25	5	5
0120982011	Ratchet Tie Down & Hook, two part, orange	500	25	5	5


Tie down up to 500 kg (bulk)					
0120982710	Ratchet Tie Down, one part, orange	500	25	5	5
0120982711	Ratchet Tie Down & Hook, two part, orange	500	25	5	5

Tie down up to 2.000 kg (prepacked)					
0120982020	Ratchet Tie Down, one part, violet	2.000	35	6	5
0120982021	Ratchet Tie Down & Hook, two part, violet	2.000	35	6	5

Tie down up to 2.000 kg (bulk)					
0120982720	Ratchet Tie Down, one part, violet	2.000	35	6	5
0120982721	Ratchet Tie Down & Hook, two part, violet	2.000	35	6	5

Tie down up to 3.000 kg (prepacked)					
0120982030	Ratchet Tie Down, one part, yellow	3.000	50	8	2
0120982031	Ratchet Tie Down & Hook, two part, yellow	3.000	50	8	2

Tie down up to 3.000 kg (bulk)					
0120982730	Ratchet Tie Down, one part, yellow	3.000	50	8	2
0120982731	Ratchet Tie Down & Hook, two part, yellow	3.000	50	8	2


Code No.	Description	Capacity kg	Length m	
Round Slings up to 1.000 kg (prepacked)				
0120982050	Round Sling, violet	1.000	3	5

Round Slings up to 1.000 kg (bulk)				
0120982750	Round Sling, violet	1.000	3	5




Prepacked Accessories



Code No.	Description	Diameter mm	Pcs./Card	
Welded Rings (prepacked)				
0120983502 •△	Welded ring, round, el. galv., 25 mm	4,0	2	10
0120983503	Welded ring, round, el. galv., 40 mm	5,0	1	10




Code No.	Description	Diameter mm	Pcs./Polybag
Welded Rings (bulk)			
0120984502	Welded ring, round, el. galv., 25 mm	4,0	100
0120984503	Welded ring, round, el. galv., 40 mm	5,0	100

Code No.	Description	Diameter mm	Pcs./Card	
Rope shortening & Blocking (prepacked)				
0120983511 •△	Rope shortening & blocking, el. galvanized	5,4	1	10


Code No.	Description	Diameter mm	Pcs./Polybag
Rope shortening & Blocking (bulk)			
0120984511	Rope shortening & blocking, el. galvanized	5,4	100



Code No.	Description	Length mm	Pcs./Card	
Simplex Snap Hooks (prepacked)				
0120983524	Simplex snap hook, el. galvanized	30,0	2	10
0120983525 •△	Simplex snap hook, el. galvanized	40,0	2	10

Code No.	Description	Length mm	Pcs./Polybag
Simplex Snap Hooks (bulk)			
0120984524	Simplex snap hook, el. galvanized	30,0	100
0120984525	Simplex snap hook, el. galvanized	40,0	100




Code No.	Description	Diameter mm	Pcs./Card	
S-Hooks (prepacked)				
0120983540	S-Hook, el. galvanized	2,5	2	10
0120983541	S-Hook, el. galvanized	3,0	2	10
0120983542 •△	S-Hook, el. galvanized	4,0	2	10
0120983543	S-Hook, el. galvanized	5,0	2	10
0120983544	S-Hook, el. galvanized	6,0	2	10

Code No.	Description	Diameter mm	Pcs./Polybag
S-Hooks (bulk)			
0120984540	S-Hook, el. galvanized	2,5	100
0120984541	S-Hook, el. galvanized	3,0	100
0120984542	S-Hook, el. galvanized	4,0	100
0120984543	S-Hook, el. galvanized	5,0	100
0120984544	S-Hook, el. galvanized	6,0	100


• = Recommended accessories for 1000 mm shop / △ = Recommended accessories for 1250 mm shop

Prepacked Accessories

Code No.	Description	Diameter mm	Pcs./Card	
Connecting Links (prepacked)				
0120983560	Connecting link, el. galvanized	3,5	2	5
0120983561	Connecting link, el. galvanized	4,0	2	5
0120983562	Connecting link, el. galvanized	5,0	2	5
0120983563	Connecting link, el. galvanized	6,0	2	5




Code No.	Description	Diameter mm	Pcs./Polybag
Connecting Links (bulk)			
0120984560	Connecting link, el. galvanized	3,5	100
0120984561	Connecting link, el. galvanized	4,0	100
0120984562	Connecting link, el. galvanized	5,0	100
0120984563	Connecting link, el. galvanized	6,0	100

Code No.	Description	Diameter mm	Pcs./Card	
Snap Hooks (prepacked)				
0120983581	Alu.-Snap hook & key ring, assorted colours	4,0	1	5
0120983582	Alu.-Snap hook & key ring, assorted colours	6,0	1	10




Code No.	Description	Diameter mm	Pcs./Polybag
Snap Hooks (bulk)			
0120984581	Alu.-Snap hook & key ring, assorted colours	4,5	25
0120984582	Alu.-Snap hook & key ring, assorted colours	6,0	25

Code No.	Description	Diameter mm	Pcs./Card	
Wire Rope Clips (prepacked)				
0120983590	Wire rope clips, el. galvanized	3,0	2	10
0120983591 •△	Wire rope clips, el. galvanized	5,0	2	10
0120983592	Wire rope clips, el. galvanized	6,0	2	10



Code No.	Description	Diameter mm	Pcs./Polybag
Wire Rope Clips (bulk)			
0120984590	Wire rope clips, el. galvanized	3,0	100
0120984591	Wire rope clips, el. galvanized	5,0	100
0120984592	Wire rope clips, el. galvanized	6,0	100

Code No.	Description	Diameter mm	Pcs./Card	
Single and Double Clamps (prepacked)				
0120983610	Simplex clamp, el. galvanized	3,0	2	10
0120983611	Simplex clamp, el. galvanized	5,0	2	10
0120983612	Duplex clamp, el. galvanized	3,0	2	10
0120983613	Duplex clamp, el. galvanized	5,0	1	10




Code No.	Description	Diameter mm	Pcs./Polybag
Single and Double Clamps (bulk)			
0120984610	Simplex clamp, el. galvanized	3,0	100
0120984611	Simplex clamp, el. galvanized	5,0	100
0120984612	Duplex clamp, el. galvanized	3,0	100
0120984613	Duplex clamp, el. galvanized	5,0	100



• = Recommended accessories for 1000 mm shop / △ = Recommended accessories for 1250 mm shop


Prepacked Accessories



Code No.	Description	Diameter mm	Pcs./Card	
Thimbles (prepacked)				
0120983631	Thimble, el. galvanized	4,5	2	10
0120983632 •△	Thimble, el. galvanized	5,5	2	10
0120983633	Thimble, el. galvanized	6,5	2	10
0120983634	Thimble, el. galvanized	9,0	1	10


Code No.	Description	Diameter mm	Pcs./Polybag
Thimbles (bulk)			
0120984631	Thimble, el. galvanized	4,5	100
0120984632	Thimble, el. galvanized	5,5	100
0120984633	Thimble, el. galvanized	6,5	100
0120984634	Thimble, el. galvanized	9,0	100



Code No.	Description	Diameter mm	Pcs./Card	
Quick Links (prepacked)				
0120983670	Quick link, el. galvanized	3,5	2	10
0120983671	Quick link, el. galvanized	4,0	2	10
0120983672	Quick link, el. galvanized	5,0	2	10
0120983673 •△	Quick link, el. galvanized	6,0	1	10
0120983674	Quick link, el. galvanized	8,0	1	5

Code No.	Description	Diameter mm	Pcs./Polybag
Quick Links (bulk)			
0120984670	Quick link, el. galvanized	3,5	50
0120984671	Quick link, el. galvanized	4,0	50
0120984672	Quick link, el. galvanized	5,0	50
0120984673	Quick link, el. galvanized	6,0	50
0120984674	Quick link, el. galvanized	8,0	25




Code No.	Description	Length mm	Pcs./Card	
Snap Hooks 'Zamak' (prepacked)				
0120983690	Snap hook 'Zamak', nickel plated	53,0	2	10
0120983691 △	Snap hook 'Zamak', nickel plated	75,0	1	10
0120983692	Snap hook 'Zamak', nickel plated	85,0	1	10
0120983710	Key snap hook 'Zamak', nickel plated	80,0	1	10


Code No.	Description	Length mm	Pcs./Polybag
Snap Hooks 'Zamak' (bulk)			
0120984690	Snap hook 'Zamak', nickel plated	53,0	50
0120984691	Snap hook 'Zamak', nickel plated	75,0	50
0120984692	Snap hook 'Zamak', nickel plated	85,0	50
0120984710	Key snap hook 'Zamak', nickel plated	80,0	50

• = Recommended accessories for 1000 mm shop / △ = Recommended accessories for 1250 mm shop


Prepacked Accessories

Code No.	Description	Diameter mm	Pcs./Card	
Fire Brigade Snap Hooks (prepacked)				
0120983720	Fire brigade snap hook, el. galvanized	4,0	2	10
0120983721	Fire brigade snap hook, el. galvanized	5,0	1	10
0120983722 •△	Fire brigade snap hook, el. galvanized	6,0	1	10
0120983723	Fire brigade snap hook, el. galvanized	8,0	1	5

Code No.	Description	Diameter mm	Pcs./Polybag
Fire Brigade Snap Hooks (bulk)			
0120984720	Fire brigade snap hook, el. galvanized	4,0	100
0120984721	Fire brigade snap hook, el. galvanized	5,0	100
0120984722	Fire brigade snap hook, el. galvanized	6,0	100
0120984723	Fire brigade snap hook, el. galvanized	8,0	50

Code No.	Description	Diameter mm	Pcs./Card	
Shackles (prepacked)				
0120983740	Shackles, el. galvanized	5,0	2	10
0120983741 •△	Shackles, el. galvanized	6,0	2	10
0120983742	Shackles, el. galvanized	8,0	1	5
0120983743	Shackles, el. galvanized	10,0	1	5

Code No.	Description	Diameter mm	Pcs./Polybag
Shackles (bulk)			
0120984740	Shackles, el. galvanized	5,0	50
0120984741	Shackles, el. galvanized	6,0	50
0120984742	Shackles, el. galvanized	8,0	30
0120984743	Shackles, el. galvanized	10,0	30

Code No.	Description	Diameter mm	Pcs./Card	
Turnbuckles (prepacked)				
0120983760	Turnbuckle (eye & hook), el. galvanized	5,0	2	5
0120983761 △	Turnbuckle (eye & hook), el. galvanized	6,0	2	5


Code No.	Description	Diameter mm	Pcs./Polybag
Turnbuckles (bulk)			
0120984760	Turnbuckle (eye & hook), el. galvanized	5,0	50
0120984761	Turnbuckle (eye & hook), el. galvanized	6,0	50

• = Recommended accessories for 1000 mm shop / △ = Recommended accessories for 1250 mm shop




Prepacked Accessories



Code No.	Description	Diameter mm	Pcs./Card	
Plastic Connecting Links (prepacked)				
0120983780	Plastic connecting link, red/white	6,0	2	10
0120983781	Plastic connecting link, red	8,0	1	10
0120983782	Plastic connecting link, red	10,0	1	10
0120983784	Plastic hook, red/white	6,0	2	10
0120983785	Plastic S-Hook, red/white	6,0	1	10

Code No.	Description	Diameter mm	Pcs./Polybag
Plastic Connecting Links (bulk)			
0120984780	Plastic connecting link, red/white	6,0	50
0120984781	Plastic connecting link, red	8,0	50
0120984782	Plastic connecting link, red	10,0	50
0120984784	Plastic hook, red/white	6,0	50
0120984785	Plastic S-Hook, red/white	6,0	50



Code No.	Description	Diameter mm	Pcs./Card	
Rings (prepacked)				
0120983802	Ring unwelded, nickel plated	2,0	8	10
0120983805	Ring unwelded, nickel plated	2,5	4	10
0120983808	Ring unwelded, nickel plated	3,0	3	10
0120983812	Ring unwelded, nickel plated	4,0	2	10

Code No.	Description	Diameter mm	Pcs./Polybag
Rings (bulk)			
0120984802	Ring unwelded, nickel plated	2,0	100
0120984805	Ring unwelded, nickel plated	2,5	100
0120984808	Ring unwelded, nickel plated	3,0	100
0120984812	Ring unwelded, nickel plated	4,0	100

Display Frame "Type 670"

Code No.	Width mm	Description
0120001007	670	Display Frame 670 free-standing

Display Trays

Code No.	Width mm	Description
0120001008	670	Tray A 670 for 14 reels type A
0120001009	670	Tray BCDE 670 for 6 reels type B or 2 reels type C or 1 reel type C and 3 reels type B or 2 reels type E and 2 reels type D or 1 reel type E and 4 reels type D or 6 reels type D
0120001000	1000	Tray A 1000 for 22 reels type A
0120001001	1000	Tray BCDE 1000 for 9 reels type B or 3 reels type C and 2 reels type B or 9 reels type D or 7 reels type D and 1 reel type E or 4 reels type E
0120001250	1250	Tray A 1250 for 28 reels type A
0120001251	1250	Tray BCDE 1250 for 11 reels type B or 3 reels type C and 2 reels type B or 12 reels type D or 7 reels type D and 2 reels type E or 5 reels type E



Display Baskets

Code No.	Width mm	Description
0120983000	1000	Basket rack 1000
0120983001	1250	Basket rack 1250
0120983005	-	Division for Basket



Display Header Chains



Code No.	Width mm	Description
(height 300 mm)		
0055681500	670 mm	French, Spanish, Italian, Dutch
0055681300	670 mm	German, English, Swedish, Finnish
0055625500	1000 mm	German, English, Swedish, Finnish
0055625600	1000 mm	French, Spanish, Italian, Dutch
0055625700	1250 mm	German, English, Swedish, Dutch
0055625800	1250 mm	French, Spanish, Italian, Portuguese
0055681210	410 mm	English

Display Header Ropes



Code No.	Width mm	Description
(height 300 mm)		
0055681600	670 mm	French, Spanish, Italian, Dutch
0055681400	670 mm	German, English, Swedish, Finnish
0055631200	1000 mm	German, English, Swedish, Dutch
0055631400	1000 mm	French, Spanish, Italian, Portuguese
0055631500	1250 mm	German, English, Swedish, Dutch
0055631300	1250 mm	French, Spanish, Italian, Portuguese

Display Header Chains & Ropes



Code No.	Width mm	Description
(height 300 mm)		
0055681200	670 mm	French, Spanish, Italian, Dutch
0055681100	670 mm	German, English, Swedish, Finnish

Accessories



Code No.	Description
Rope cutting	
0120983010	Shelf for rope cutting gun
0050208799	Rope cutting gun for PP-ropes



Chain cutting	
7508695	Lever chain cutter, maintenance free, up to diameter 6,0 mm
0055112099	Adapter for chain cutter



Cable cutting	
0139113101	Cable cutter up to diameter 0,5 mm with chain (1m)
0690TN	Cable cutter up to diameter 0,5 mm without chain

Hook for Display Header

Code No.	Description
0055627300	Display hook for display header, for Shop 1000 and 1250 3 pieces recommended
0055627200	Adapter for display header hook, for Shop 1000 and 1250 3 pieces recommended



Metre Rule & Polyfilm

Code No.	Description
0055624400	Metre rule, for shop 670, 1000 and 1250 1330 mm length, can be shortened
0055624500	Polyfilm for metre rule, for shop 670, 1000 and 1250 1330 mm length, transparent



Label Sets for Chain & Rope Shops

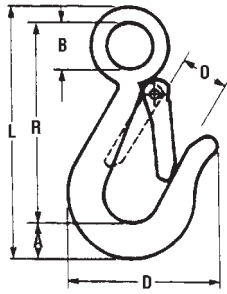
Code No.	Description
0120300001	Label Set for Chain Shop, German
0120300002	Label Set for Chain Shop, International
0120300003	Label Set for Rope Shop, German
0120300004	Label Set for Rope Shop, International

Reels

Code No.	Types of reels	Width x Length
0120983201	Type A for chains	90 x 90
0120983202	Type B for chains	110 x 200
0120983203	Type C for chains	325 x 200
0120983204	Type D for ropes	100 x 200
0120983205	Type E for ropes	220 x 200



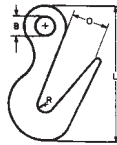
Snap Hooks 478-G



- Standard Material: Drop-forged carbon steel heat treated
- Standard Finish: Galvanized to ASTM A-153 specification
- Design Factor: 5 to 1

Hook Size A in. mm	Packed Each Code No.	Working Load Limit lb kg	Dimensions										Weight/100	
			B		D		L		O		R		lb	kg
7/16 11	4530735	750 340	3/4	19	2 7/16	62	4 1/16	103	2 1/32	17	3 1/4	83	28	12
9/16 14	4530935	1000 454	1 1/8	29	2 31/32	75	5 1/32	128	1	25	4 1/32	102	45	20

Sorting Hooks 479-S



- Standard Material: Drop-forged alloy steel heat treated
- Standard Finish: Painted orange
- Design Factor: 5 to 1

Code No.	Working Load Limit				Dimensions								Weight/100	
	Tip		Bottom		B		L		R		O		lb	kg
3899500	2 ton	1814 kg	7 1/2 ton	6804 kg	1 3/8 in.	35 mm	9 3/4 in.	248 mm	5/8 in.	16 mm	2 13/16 in.	71 mm	600 lb	272 kg

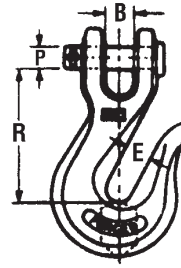
WARNING

To prevent the possibility of serious bodily injury:

- **DO NOT EXCEED** the working load limit.
- **DO NOT** shock or impact load.
- **DO NOT USE** if the fitting is visibly distorted or worn.

Clevis Grab Hooks 473

- Standard Material: Drop-forged carbon steel steel (system 3 & 4) or alloy steel.
- Standard Finish: System 3 & 4 hooks available with blue-Chrome or self-colored finish.
- S/C finish hooks are bulk packed, blue-chrome hooks are available packed 10 per box.
- Order unit is "Each"



473, System 3 & 4

Chain Size in. mm	Self-coloured (Bulk) Code No.	Blue-Chrome (10/Box) Code No.	Working Load Limit lb kg		Dimensions								Weight Each lb kg	
					B		E		P		R			
					in.	mm	in.	mm	in.	mm	in.	mm		
1/4 6	4500405	4500424	2600	1179	3/8	10	1 1/32	9	5/16	8	1 23/32	44	0,32	0,150
5/16 8	4500505	4500524	3900	1769	15/32	12	7/16	11	3/8	10	1 31/32	50	0,59	0,270
3/8 10	4500605	4500624	5400	2449	17/32	13	1/2	13	7/16	11	2 1/4	57	0,92	0,420
7/16 11	4500705	-	7200	3266	19/32	15	19/32	15	1/2	13	2 5/8	67	1,32	0,600
1/2 13	4500805	-	9200	4173	21/32	17	21/32	17	9/16	13	3 1/64	77	2,00	0,910
5/8 16	4501005	-	11500	5216	13/16	21	25/32	20	3/4	19	3 25/32	96	3,90	1,770

WARNING

To prevent the possibility of serious bodily injury:

- **DO NOT EXCEED** the working load limit.
- **DO NOT** shock or impact load.
- **DO NOT USE** if the fitting is visibly distorted or worn.

Latch Kits For Hooks

916-G Campbell Latch Kit

916-U Universal Latch Kit

READ AND UNDERSTAND THESE WARNINGS AND INSTRUCTIONS BEFORE USING HOOK AND LATCH.



916-G LATCH KIT
FOR CAMPBELL HOOK



916-U UNIVERSAL LATCH KIT –
FOR ALL MAJOR HOOK BRANDS

! WARNING

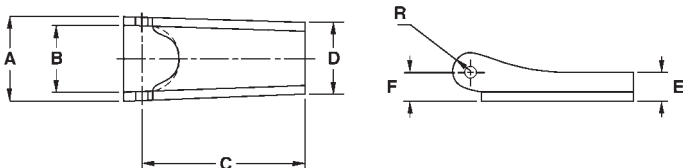
- Failure to follow the Instructions For Use below and these warnings may cause death or serious injury.
- Loads may disengage from hook if proper procedures are not followed.
- A falling load may cause serious injury or death.
- The load must never be supported by the latch.
- Latches must always be inspected for wear or damage before use. If worn, distorted or damaged, discard and replace.
- Always stand clear of loads being lifted.

IMPORTANT: Instructions For Use

1. Always inspect the hook and latch before using.
2. Always make sure the spring forces the latch against the point of the hook.
3. Check the load before lifting to make sure the hook (not the latch) is supporting the load.
4. To assemble latches on hooks, follow instructions supplied with latch kit.

Campbell offers latches already assembled to the hook as well as kits for field installation.

- Universal kits fit Campbell as well as competitive hooks, including Crosby and Midland, that are drilled for latches.
- Spring spacer adapts latch to hooks with narrow cam.
- Bolt and nut permit fast, easy installation.



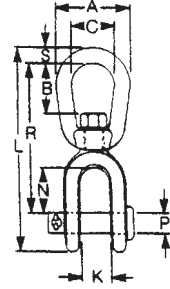
Size in. mm	Size No.	916-G kit Code No.	Universal kit Code No.	Dimensions								Weight/ 100 lb kg
				A in. mm	B in. mm	C in. mm	D in. mm	E in. mm	F in. mm	R in. mm		
1/4 6	2-22	3990101	3991401	23/32 18	9/16 14	1 1/4 32	5/8 16	1/4 6	1/4 6	5/32 4	3,3 1	
5/16 8	3-23	3990201	3991402	23/32 18	9/16 14	1 3/8 39	39/64 16	1/4 6	1/4 6	5/32 4	3,7 2	
- -	4-24	3990301	3991403	15/16 24	25/32 20	1 17/32 43	15/16 24	9/32 7	9/32 7	3/16 5	5 2	
3/8 10	5-25	3990401	3991404	15/16 24	25/32 20	1 11/16 43	15/16 24	9/32 7	9/32 7	3/16 5	5,6 3	
- -	6-26	3990501	-	15/16 24	25/32 20	1 31/32 50	15/16 24	9/32 7	9/32 7	3/16 5	6,2 3	
- -	7-27	3990601	3991405	15/16 24	25/32 20	1 7/8 48	15/16 24	9/32 7	9/32 7	3/16 5	6,5 3	
7/16 11	8-28	3990701	-	1 9/32 32	1 25	2 3/8 60	1 9/32 32	3/8 10	9/16 14	17/64 7	12 5	
1/2 13	9-29	3990801	3991406	1 9/32 32	1 25	2 11/16 68	1 9/32 32	3/8 10	9/16 14	17/64 7	16,5 7	
- -	10-30	3990901	-	1 9/32 32	1 25	2 31/32 75	1 9/32 32	3/8 10	9/16 14	17/64 7	18,2 8	
5/8 16	11-31	3991001	3991407	1 9/32 32	1 25	3 7/32 82	1 9/32 32	3/8 10	9/16 14	17/64 7	36 16	
- -	12-32	3991101	3991408	2 51	1 17/32 39	3 7/16 87	1 5/8 41	9/16 14	23/32 18	3/8 10	52 24	
- -	34	-	3991409	2 3/16 56	1 3/4 45	4 11/32 110	1 3/4 45	9/16 14	1 1/16 18	13/32 10	70,7 32	

! WARNING

- To prevent the possibility of serious bodily injury:
- **DO NOT EXCEED** the working load limit.
 - **DO NOT** shock or impact load.
 - **DO NOT USE** if the fitting is visibly distorted or worn.

Jaw & Eye Swivels 275-G Drop-Forged Carbon Steel – Galvanized

- Standard Material: Drop-forged carbon steel
- Standard Finish: Galvanized to ASTM A-153 specification
- Design Factor: 5 to 1
- Other Features: Meets Federal Specification RR-C-271 Type VII, Class 3



Size in. mm	Code No.	Working Load Limit		Dimensions											Weight/ 100						
				A		B		C		K		L		N			P		R		
lb	kg	in.	mm	in.	mm	in.	mm	in.	mm	in.	mm	in.	mm	in.	mm	in.	mm	in.	mm	lb	kg
1/4 6	3640435	850	386	1 1/4	32	3/4	19	3/4	19	1/2	13	3 5/32	80	3/4	19	1/4	6	2 7/16	62	21	10
5/16 8	3640535	1250	567	1 5/8	41	3/4	19	1	25	1/2	13	3 3/4	95	1 3/16	21	5/16	8	2 7/8	73	32	15
3/8 10	3640635	2250	1021	2	51	1	25	1 1/4	32	1 1/16	17	4 5/8	117	1 1/16	27	3/8	10	3 1/2	89	71	32
1/2 13	3640835	3600	1633	2 1/2	64	1 1/4	32	1 1/2	38	3/4	19	6 1/8	156	1 3/8	35	1/2	13	4 11/16	119	122	55
5/8 16	3641035	5200	2359	3	76	1 5/8	41	1 3/4	44	1 5/16	24	7 3/8	187	1 1/2	38	5/8	16	5 1/2	140	228	104
3/4 19	3641235	7200	3266	3 1/2	89	1 3/4	44	2	51	1 1/8	29	8	203	1 3/4	44	3/4	19	5 7/8	149	345	157
7/8 22	3641435	10000	4536	4	102	2 1/8	54	2 1/4	57	1 3/16	30	9 3/8	238	2 1/16	52	7/8	22	7	178	564	256
1 25	3641635	12500	5670	4 1/2	114	2 1/4	57	2 1/2	64	1 3/4	44	11 7/16	291	2 7/16	62	1 1/8	29	8 5/8	219	933	424
1 1/4 32	3642035	18000	8165	5 5/8	143	3 1/4	83	3 1/8	79	2 1/16	52	12	305	2 13/16	71	1 3/8	35	8 7/16	214	1651	750

⚠ WARNING

To prevent the possibility of serious bodily injury:

- **DO NOT EXCEED** the working load limit.
- **DO NOT** shock or impact load.
- **DO NOT USE** if the fitting is visibly distorted or worn.

Swaging Tool



- Uses: For swaging ferrules onto wire rope or cable.

Warning:

- **Do Not** use on coated cable.
- Follow assembly instructions.

Swaging Tools Description	Pkd	For Ferrules and Stops				Code No.	Weight Each	
		in.	mm	in.	mm		lb	kg
18" Swaging Tool	Bulk	1/16	1	3/16	5	7679037	6,0	3

Ferrules and Stops



Cable Ferrule and Stop

Warning; To prevent injury:

- **Do Not** use on coated cable. If used on coated cable, remove the coating from the assembly area.
- Follow assembly instructions.

Description	Material	Dimensions for Cable		Code No.	Shelf Pack	Case Pack	Case Weight	
		in.	mm				lb	kg
Cable Ferrules (2) and Stops (2)	Aluminum	1/16	1	B7675304	10	100	4	2
Cable Ferrules (2) and Stops (2)	Aluminum	3/32	2	B7675314	10	100	5	2
Cable Ferrules (2) and Stops (2)	Aluminum	1/8	3	B7675324	10	100	6	3
Cable Ferrules (2) and Stops (2)	Aluminum	3/16	5	B7675344	10	100	8	4
Cable Ferrules (2) and Stops (2)	Aluminum	1/4	6	B7675354	10	100	14	6

⚠ WARNING

- To prevent the possibility of serious bodily injury:
- **DO NOT USE** for overhead lifting, to support human weight, for playground or athletic equipment, or as a safety device.
 - **DO NOT USE** if visibly worn or distorted.

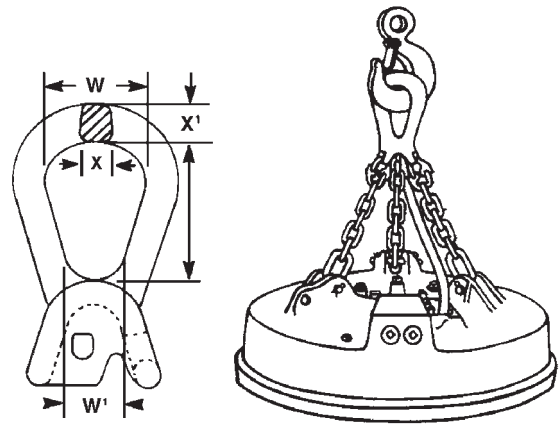
⚠ WARNING

- To prevent the possibility of serious bodily injury:
- **DO NOT EXCEED** the working load limit.
 - **DO NOT** shock or impact load.
 - **DO NOT USE** if the fitting is visibly distorted or worn.

Magnet Chains (bell type)

The Campbell Magnet Bell

- Alloy casting with no moving parts.
- Designed for operational ease and long life.
- Supplied with Quik-Alloy® coupling links.
- Equally spaced legs.
- All legs operate without twist.
- Entire assembly is proof tested alloy steel.
- Bell stands upright when at rest.



Chain Size in. mm	Code No.	Magnet Diameter		Standard Total Reach*		Length of Two Links		Approx. Wgt. of Assy.		Approx. Wgt. of Bell Only		Assembly Working Load Limit		
		in.	mm	in.	mm	in.	mm	lb	kg	lb	kg	lb	kg	
Bell Type														
3/4	20	0431235	39-44	991-1118	33 1/2	851	4 3/8	111	75	34	37	17	59.700	27.100
7/8	22	0431435	44-45	1118-1143	35 1/2	902	4 7/8	124	92	42	37	17	74.700	33.900
1	26	0431635	45-60	1143-1524	39 1/2	1003	5 5/8	143	137	62	60	27	100.600	45.700
1 1/4	32	0432035	60 & over	1524 & over	49 1/2	1257	7	178	281	127	124	56	149.400	67.800

Dimensions																			
Chain Size in. mm	Bell Dimensions										End Link Dimensions						Length of Two Links in. mm		
	X1		X		W		L		W1		Diameter		Inside Dimensions						
	in.	mm	in.	mm	in.	mm	in.	mm	in.	mm	in.	mm	in.	mm	in.	mm			
Bell Type																			
3/4	20	2	51	2	51	4 1/4	108	7	178	3	76	7/8	22	2	51	6	152	4 3/8	111
7/8	22	2	51	2	51	4 1/4	108	7	178	3	76	1	25	2 1/8	54	6	152	4 7/8	124
1	26	2 3/4	70	2 1/4	57	5 3/16	132	8	203	3 1/2	89	1 1/8	29	2 1/4	57	6	152	5 5/8	143
1 1/4	32	2 1/2	64	2 1/2	64	7 1/2	191	11	279	6	152	1 1/2	38	2 5/8	67	7	178	7	178

* Reach shown is standard unless otherwise specified. If additional reach is required, add 2 link increments to each leg. Dimensions and weights are approximate. These items are made to order.

⚠ WARNING

To prevent the possibility of serious bodily injury:

- **DO NOT EXCEED** the working load limits for chain or components.
- **DO NOT USE** if the chain or components are visibly distorted or worn.

Campbell Lifting Clamps

Campbell clamps are known and used throughout the world for lifting, conveying and positioning of sheet, plate, weldments and structurals. The heavier the load, the tighter they grip. Parts are drop forged for strength, dependability and long life, and all clamps are individually proof tested. Replacement parts are available when needed. If you have any doubts as to the clamp best suited to your application, contact your CooperTools salesman.

NOTICE: The product specifications and dimensions are as accurate as possible at the time of printing. However, because we are constantly improving the quality and design of our products, they can change without notice.

All Working Load Limits are expressed in Metric Tons.
1 Metric Ton = 2,204.6 lbs.

WARNING

1. Do not exceed Working Load Limit stamped on Clamp body.
2. Inspect clamp before each lift.
3. Stand clear of load when lifting.
4. Position clamp to balance load.
5. Insert plate or unit to full depth of throat opening.
6. Lift slowly and smoothly. Do not jerk load.
7. Do not lift more than one plate or sheet at a time.
8. Do not use a damaged clamp.
9. Read manufacturer's instructions before using clamps.
10. Do not use any Campbell clamp to lift tapered plates or beams.
11. When lifting plates with a hardness over 43 Rockwell C/400 BRINELL, consult the clamp manufacturer.
12. Campbell clamps are designed to be used at temperatures between 0°F/-17°C and 200°F/93°C.

Inspection, Maintenance & Repair

It is important to establish a regular procedure for clamp inspection. Frequency of inspection will depend upon the amount of use the clamp receives. Campbell clamps are built to withstand rough treatment, however, grit, dirt, sludge and mud should be removed. This may be done easily by immersing the entire clamp in a can of degreaser and leaving it there overnight. Also, periodic oiling of all pins and rivets will improve performance and help to extend the life of the clamp. You may wish to maintain a written record, indicating inspection dates, condition of the clamp on each of those dates, and any repairs made. Inspection records should be reviewed periodically.

Inspection Procedure

1. Cams — These are the parts likely to receive most wear. The amount of wear, of course, bears a direct relationship to the use the cam receives. Continued usage of plates of the same thickness will result in wear in only one area of the working surface of the cam, and will eventually require that the cam be replaced. The harder the plate is, the sooner the cam will be worn. A simple visual inspection of the cam is all that is required in most cases. The surfaces of the cam should be compared with unused surfaces. If teeth appear to be worn, the cam should be replaced.

Note: The Pad and Cam should be replaced at the same time.

2. Pads — The pads of "GX" and "E" clamps are held in with a bolt and can be replaced simply by removing the bolt. When the serrations of the pad seat are worn, the pad should be replaced.

Note: The Pad and Cam should be replaced at the same time.

3. Spread Jaw — Check the throat width of the clamp. At zero grip, the cam should be in full contact with the pad. If the width at the base (where the pad is located) is greater than the width at the top, the clamp has been overloaded and should be replaced.

Warning: Do not weld on the clamp body, as this may destroy the original heat treatment.

4. Linkage and Shackle Inspection — To remove the linkage from a "GX" clamp, remove the load pins from the body. The pins do not rotate, and under normal load do not require replacement. They

should be inspected for bending, which is caused by overloads, and replaced as needed. Inspect the shackle for bending at the rivet, which is an indication of side pull. If this is a recurrent fault, use a chain connector on the clamp.

5. Rivet Inspection — Rivets may require replacement when a very loose connection is detected. Linkage should normally be free working. Should a rivet hole in the shackle, radius link or connecting link become stretched or enlarged (usually resulting from overloading), those parts should be replaced. It is advisable to replace the rivet as well. To replace any worn parts, drive rivets out over a relief opening, such as a small section of pipe or the opening in a vise.

Warning: Do not weld or substitute bolts for rivets. Check connecting links to ascertain that they are not bent.

6. Spring inspection — The spring should be of sufficient strength to hold the cam against the pad. If it is not, the spring should be replaced. In the case of the "E" clamp, the spring should be replaced if it fails to provide initial pressure at near zero grip.

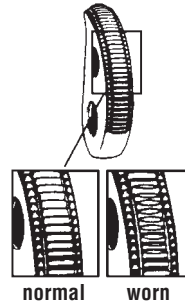
7. Chains — Chains supplied with clamps should also be inspected carefully. To do this, use a Campbell wear gauge. Inspect chains link by link, checking for distorted, stretched or cracked links, nicks or gouges, pitted links and excessive wear of bearing surfaces and barrels.

WARNING

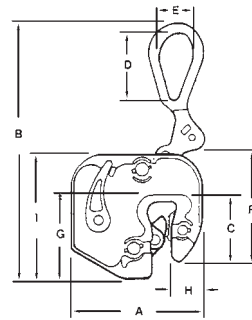
- The clamps in this catalog are not intended to serve as a permanent connection to a plate or other object.
- The grip depends on friction and a camming action. If the gripping surfaces are not properly maintained and the clamp is improperly used, the load may fall.
- Use extreme caution where overhead lifting is involved or where a failure could cause property damage or personal injury.
- Read maintenance materials and use instructions.

“GXL” Clamps

- Available in a 1/2, 1 and 2 ton capacity.
- Drop forged and heat treated components, with gripping surfaces of case hardened alloy steel.
- Exclusive feature is a patented wear indicator system. When any of cam’s straight line, convex teeth are flattened between unique wear indicator grooves, it is time to change the cam.
- **Note: The Pad and Cam should be replaced at the same time.**
- Newly designed “Cam Engaging Lever” keeps the cam in contact with the plate. The tension arm and spring mechanism facilitate attaching and removing the clamp. These clamps will not lift plate when in the “lever open” position.
- Clamps are 100% Proof Tested and Certificate of Test supplied with each clamp.
- **Warning: Never tamper with a clamp’s tension arm and spring mechanism during a lift.**



Code No.	Grip Range		Clamp Weight		Working Load Limit Metric Ton
	in.	mm	lb	kg	
6422012	1/16 - 5/8	2-16	5.5	2,500	1/2
6422001	1/16 - 3/4	2-16	8	3,630	1
6422002	1/16 - 7/8	2-23	10.5	4,770	2

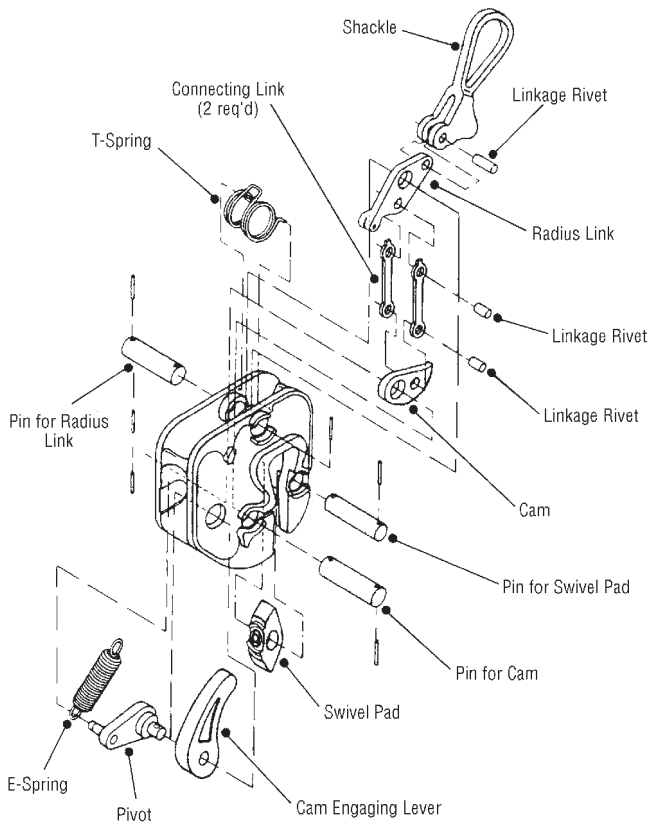


Code No.	Dimensions																	
	A		B		C		D		E		F		G		H		I	
	in.	mm	in.	mm	in.	mm	in.	mm	in.	mm	in.	mm	in.	mm	in.	mm	in.	mm
6422012	5 15/16	151	10	254	2 1/8	54	2 5/8	67	2	51	4	102	3 1/4	83	1 3/16	30	5 3/16	132
6422001	6 9/16	167	11 1/4	286	3 13/16	97	3 1/16	78	2 1/16	52	5	127	3 5/8	92	1 5/8	41	5 7/8	149
6422002	7 1/4	184	12 1/8	308	2 9/16	65	3 5/16	84	2 1/4	57	4 7/8	124	3 1/2	89	1 5/8	41	5 15/16	151

WARNING

- Select proper size clamp for the job.
- Determine the weight of the plate to be lifted.
- Do not exceed WLL (Working Load Limit) shown on clamp.
- Plate thickness must be within grip range shown on clamp.

Repair Kits for "GXL" Clamps



Shackle Kit components



Cam / Pad Kit components

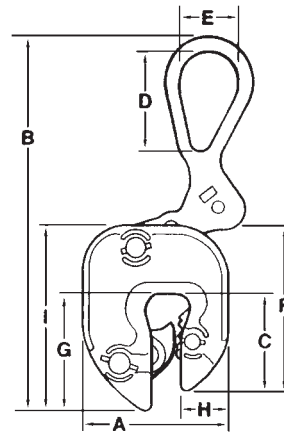
Capacity	1/2 Ton	1 Ton	2 Ton
Description	Code No.	Code No.	Code No.
Shackle Kit	6506200	6506210	6506220
Kit includes: 1 Shackle, 1 Radius Link, 1 T-Spring, 2 Connecting Links, 1 Radius Link Pin, 1 Pivot, 1 Lever, 1 E-Spring, 1 Drive Pin, 3 Linkage Rivets			
Cam/Pad Kit	6506201	6506211	6506221
Kit includes: 1 Cam, 1 Pad, 1 Cam Pin, 1 Pad Pin, 1 T-Spring, 1 E-Spring, 1 Rivet, 4 Sel-locs			

WARNING

- Select proper size clamp for the job.
- Determine the weight of the plate to be lifted.
- Do not exceed WLL (Working Load Limit) shown on clamp.
- Plate thickness must be within grip range shown on clamp.

“GX” Clamps

- “GX” clamp is entirely drop forged and heat treated.
- Can be used for both vertical and horizontal-to-vertical lifting.
- Exclusive feature is a patented wear indicator system. When any of cam’s straight line, convex teeth are flattened between unique wear indicator grooves, it is time to change the cam.
- Shackle and “G” link combined into one part for fewer stress points and less chance of side loading damage.
- 100% proof tested with certificate of test attached to each clamp.
- **Note: The Pad and Cam should be replaced at the same time.**
- Clamps are 100% Proof Tested and Certificate of Test supplied with each clamp.



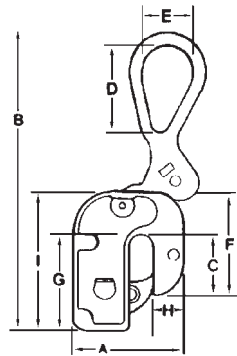
Code No.	Grip Range		Clamp Weight		Working Load Limit Metric Ton
	in.	mm	lb	kg	
6423000	1/16 - 5/8	1 - 16	4	2	1/2
6423920	5/8 - 1 1/8	16 - 28	5	2	1/2
6423005	1/16 - 3/4	1 - 19	8	4	1
6423923	3/4 - 1 3/8	19 - 35	9	4	1
6423010	1/16 - 1	1 - 25	17	8	3
6423925	1 - 1 3/4	25 - 44	20	9	3
6423015	1/2 - 2	13 - 51	40	18	5

Code No.	Dimensions																	
	A		B		C		D		E		F		G		H		I	
	in.	mm	in.	mm	in.	mm	in.	mm	in.	mm	in.	mm	in.	mm	in.	mm	in.	mm
6423000	4	102	9 1/2	241	2 3/16	56	2 3/4	67	2	51	4 1/8	105	2 7/8	73	1 3/8	35	4 7/8	124
6423920	5	127	9 1/2	241	2 3/16	56	2 5/8	67	2	51	4 1/8	105	2 7/8	73	1 5/8	41	4 7/8	124
6423005	4 3/4	121	11 1/4	286	3 1/16	78	3 1/16	78	2 1/16	52	5 1/4	133	3 5/8	92	1 5/8	41	5 7/8	149
6423923	5 7/8	149	11 1/4	286	3 1/16	78	3 1/16	78	2 1/16	52	5 1/4	133	3 5/8	92	1 5/8	54	5 7/8	149
6423010	6	152	14	356	3 9/16	90	3 13/16	97	3	76	6 3/4	171	4 7/16	113	2	51	7 5/8	194
6423925	7 1/4	184	14	356	3 9/16	90	3 13/16	97	3	76	6 3/4	171	4 7/16	113	2 1/4	57	7 5/8	194
6423015	8 7/8	225	20	508	4 11/16	119	5	127	3 15/16	100	8 3/4	219	5 15/16	151	3 13/16	97	9 15/16	252

WARNING

- Select proper size clamp for the job.
- Determine the weight of the plate to be lifted.
- Do not exceed WLL (Working Load Limit) shown on clamp.
- Plate thickness must be within grip range shown on clamp.

Short Leg Structural "GX" Clamps



- Designed for a secure bite on small or odd shaped, wide flanged beams.
- Designed to be used with the short leg under the plate when lifting the plate from horizontal to vertical position.
- Replacement parts are same as for standard "GX" clamps.
- **Note: The Pad and Cam should be replaced at the same time.**
- Clamps are 100% Proof Tested and Certificate of Test supplied with each clamp.

Code No.	Grip Range		Clamp Weight		Working Load Limit Metric Ton
	in.	mm	lb	kg	
6423100	1/16-5/8	1-16	4	2	1/2
6423105	1/16-3/4	1-19	7	3	1
6423108	1/16-7/8	1-22	15	7	2
6423110	1/16-1	1-25	18	8	3

Code No.	Dimensions																	
	A		B		C		D		E		F		G		H		I	
	in.	mm	in.	mm	in.	mm	in.	mm	in.	mm	in.	mm	in.	mm	in.	mm	in.	mm
6423100	4	102	9 1/2	241	2 1/8	54	2 5/8	67	2	51	4 1/16	103	2 7/8	73	1 3/8	35	4 3/4	121
6423105	4 3/4	121	11 5/16	287	2 5/8	67	3 1/16	78	2 1/16	52	4 7/8	124	3 9/16	90	1 21/32	42	5 13/16	148
6423108	5 1/8	130	12 1/8	308	2 5/8	67	3 5/16	84	2 1/4	57	5	127	3 9/16	90	1 5/8	41	5 15/16	151
6423110	6	152	15 1/16	383	3 7/16	87	3 13/16	97	3	76	6 9/16	167	4 3/16	106	2	51	7 5/16	186

⚠ WARNING

- Select proper size clamp for the job.
- Determine the weight of the plate to be lifted.
- Do not exceed WLL (Working Load Limit) shown on clamp.
- Plate thickness must be within grip range shown on clamp.

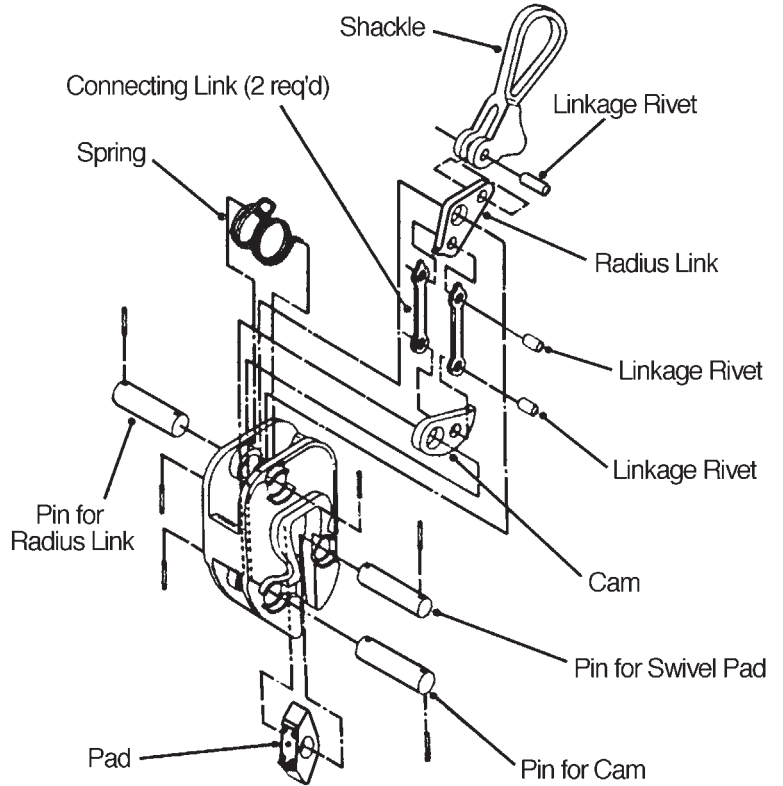
Repair Kits for "GX" Clamps



Shackle Kit components



Cam/Pad Kit components

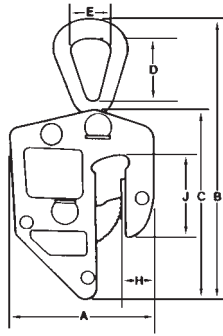


Capacity	1/2 Ton	1 Ton	2 Ton	3 Ton	5 Ton
Description	Code No.	Code No.	Code No.	Code No.	Code No.
Shackle Kit	6506000	6506010	6506020	6506030	6506050
Kit includes: 1 Shackle, 1 Radius Link, 1 T-Spring, 2 Connection Links, 1 Radius Link Pin, 3 Linkage Rivets, 2 Sel-locs					
Cam/Pad Kit	6506001	6506011	6506021	6506031	6506051
Kit includes: 1 Cam, 1 Pad, 1 Cam Pin, 1 Pad Pin, 1 T-Spring, 1 Rivet, 4 Sel-locs					

⚠ WARNING

- Select proper size clamp for the job.
- Determine the weight of the plate to be lifted.
- Do not exceed WLL (Working Load Limit) shown on clamp.
- Plate thickness must be within grip range shown on clamp.

Locking "E" Clamps



- Clamp lifts from either horizontal or vertical position.
- Clamps turn plates through 90°.
- Locks open or closed with a lever.
- Has large throat that gives a secure bite and wide grip range.
- Note: Be sure clamp is in lock closed position before making lift.
- **Note: The Pad and Cam should be replaced at the same time.**
- Clamps are 100% Proof Tested and Certificate of Test supplied with each clamp.

Merrill Model No.	Code No.	Grip Range		Clamp Weight		Working Load Limit Metric Ton
		in.	mm	lb	kg	
3E	6420701	0-1¼	0-32	20	9	3
5E	6420702	0-1½	0-38	28	13	5
5E	6420703	1¼-2½	32-64	33	15	5
8E	6420705	½-2½	13-64	81	37	8
8E	6420706	2-4	51-102	84	38	8

Code No.	Dimensions													
	A		B		C		D		E		H		J	
	in.	mm	in.	mm	in.	mm	in.	mm	in.	mm	in.	mm	in.	mm
6420701	7¼	184	14⅜	365	9¼	235	3½	89	2	51	2	51	4⅜	111
6420702	8⅞	225	16	406	10½	267	3½	89	2½	64	2 11/16	68	5	127
6420703	10½	267	16⅝	422	11¼	286	3½	89	2½	64	3⅝	79	5¼	133
6420705	14⅞	359	22¾	578	15¾	400	5	127	3½	89	4⅞	124	8½	216
6420706	16	406	23	584	16¼	413	5	127	3½	89	5 1/16	129	8¾	222

⚠ WARNING

- Select proper size clamp for the job.
- Determine the weight of the plate to be lifted.
- Do not exceed WLL (Working Load Limit) shown on clamp.
- Plate thickness must be within grip range shown on clamp.

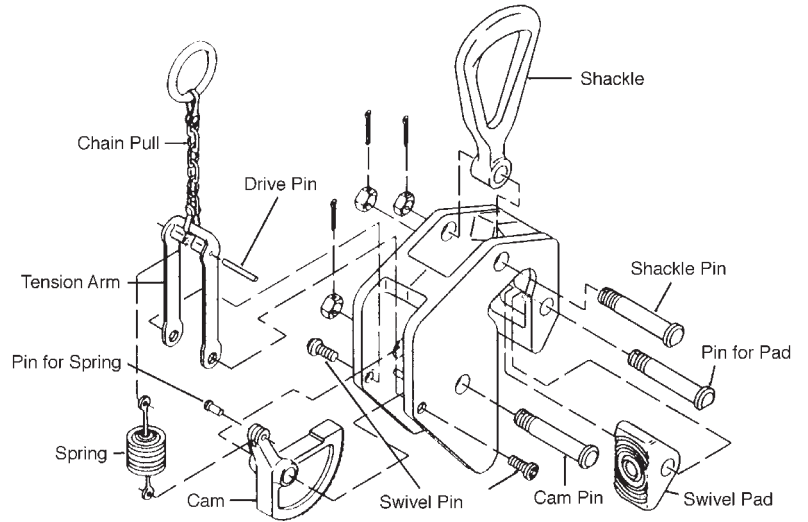
Repair Kits for Locking "E" clamps



Shackle Kit components



Cam/Pad Kit components

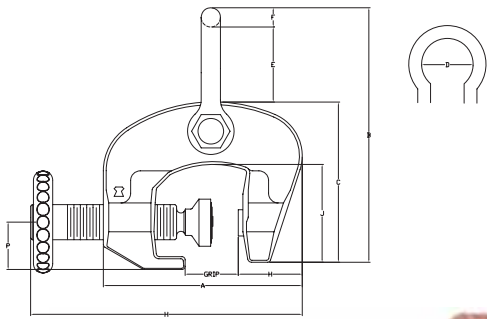


Capacity	3 Ton All	5 Ton All	8 Ton 1/2"–2 1/2"	8 Ton 2"–4", 4"–6"	12 Ton All
Description	Code No.	Code No.	Code No.	Code No.	Code No.
Shackle Kit	6507030	6507050	6507080	6507082	6507082
Kit includes: 1 Shackle, 1 Shackle Bolt, 1 Nut, 1 Cotter Pin					
Cam/Pad Kit	6507031	6507051	6507081	6507081	6507081
Kit includes: 1 Cam, 1 Pad, 1 Cam Bolt, 1 Pad Bolt, 2 Nuts, 2 Rivets, 1 Drive Pin, 1 Spring, 1 Chain Pull Clip, 1 Tension Arm, 2 Swivel Pins, 2 Cotter Pins.					

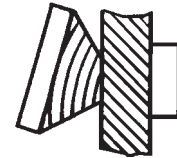
⚠ WARNING

- Select proper size clamp for the job.
- Determine the weight of the plate to be lifted.
- Do not exceed WLL (Working Load Limit) shown on clamp.
- Plate thickness must be within grip range shown on clamp.

SAC (Screw-Adjusted Cam) Plate Clamps



Cam position under no load.



Cam under load. The heavier the load, the greater the bite.



- Recommended for turning plates from horizontal to vertical as well as through a 180° arc.
- The convex, serrated cam swivels on a ball joint so that the area of cam engagement increases as load increases.
- Drop forged body and shackle.
- The Pad and Cam should be replaced at the same time.
- Clamps are 100% Proof Tested and Certificate of Test supplied with each clamp.

Note: SCREW NEEDS TO BE HAND TIGHT ONLY! DO NOT OVERTIGHTEN.

Merrill Model No.	Code No.	Grip Range		Clamp Weight		Working Load Limit Metric Ton
		in.	mm	lb	kg	
SAC-1	6421000	0-1	0-25	6¼	3	1
SAC-3	6421001	0-2	0-51	14¼	6	3
SAC-6	6421002	0-3	0-76	40	18	6

Code No.	Dimensions																			
	A		B		C		D		E		F		H		J		O**		P	
	in.	mm	in.	mm	in.	mm	in.	mm	in.	mm	in.	mm	in.	mm	in.	mm	in.	mm	in.	mm
6421000	5¼	133	7¾	197	4	102	1¾	44	2⅞	73	½	13	1½	38	2¼	57	6¼	159	1 ²³ / ₆₄	34.5
6421001	7¾	197	10½	267	6½	165	1⅞	48	3⅜	86	¾	19	2⅜	60	3¾	86	9¼	235	1 ¹³ / ₁₆	46
6421002	10	254	14¼	362	8¼	210	3¼	83	4½	114	1⅞	29	3	76	4½	76	12	305	2¼	57

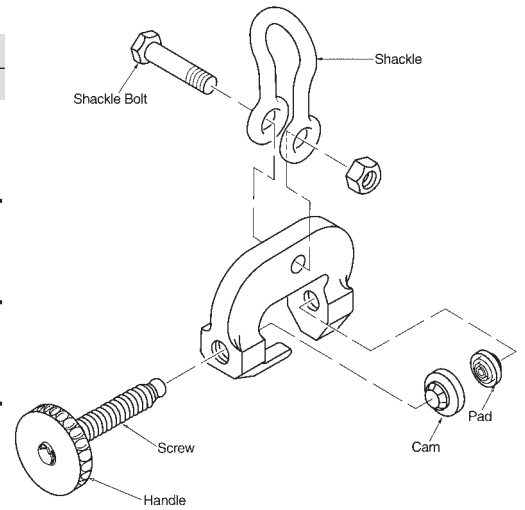
** At 0° grip.

⚠ WARNING


- Select proper size clamp for the job.
- Determine the weight of the plate to be lifted.
- Do not exceed WLL (Working Load Limit) shown on clamp.
- Plate thickness must be within grip range shown on clamp.

Repair Kits for SAC Clamps

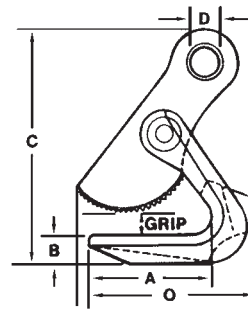
Capacity	1 Ton	3 Ton	6 Ton
Description	Code No.	Code No.	Code No.
Cam / Pad Kit	6501000	6501010	6501020
Kit includes: 1 Cam, 1 Pad, 1 Pad Bolt, 1 Nut, 1 Washer			
Screw / Handle Kit	6501101	6501011	6501021
Kit includes: 1 Screw, 1 Handle			
Shackle / Bolt Kit	6501111	6501012	6501022
Kit includes: 1 Shackle, 1 Shackle Bolt, 1 Nut, 1 Cotter Key			



Horizontal Plate Clamp



- One man can handle plates with this clamp.
- Dual springs hold cam on the work while the second clamp is placed.
- Sold in pairs **ONLY**.
- Clamps are 100% Proof Tested and Certificate of Test supplied with each clamp.



Merrill Part No.	Code No.	Working Load Limit Per Pair Metric Ton	Grip Range		Cam Width		Width		Dimensions					Weight Per Pair						
			in.	mm	in.	mm	in.	mm	A	B	C	D	O	lb	kg					
6H	6421701	6	0-1 1/2	0-38	5	127	3/4	19	4 1/2	114	1	25	8	203	1	25	7 1/2	191	30	13,6


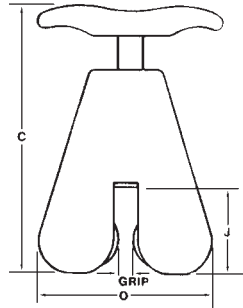
Repair Kit for Horizontal Plate Clamp

Description	Code No.
Cam Kit	6501700
Kit includes: 1 Cam, 1 Cam Bolt, 2 Springs, 2 Nuts	

⚠ WARNING

- Select proper size clamp for the job.
- Determine the weight of the plate to be lifted.
- Do not exceed WLL (Working Load Limit) shown on clamp.
- Plate thickness must be within grip range shown on clamp.

Duplex Hand Grip



- Designed to carry or pull any object that will fit into its jaws.
- Grips and releases automatically.

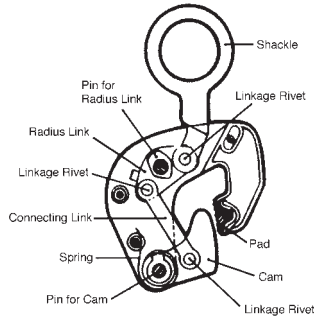
Code No.	Working Load Limit		Handle Length		Grip Range		Dimensions						Weight	
	lb	kg	in.	mm	in.	mm	C		J		O		lb	kg
6421801	500	227	2	50	0- $\frac{5}{16}$	0-8	6	152	1 $\frac{7}{8}$	48	3 $\frac{3}{4}$	95	2	1
6421802	500	227	Eye nut		0- $\frac{5}{16}$	0-8	8	203	1 $\frac{7}{8}$	48	3 $\frac{3}{4}$	95	2	1
6421803	500	227	6	150	0- $\frac{5}{16}$	0-8	12	305	1 $\frac{7}{8}$	48	3 $\frac{3}{4}$	95	3	1
6421805	500	227	10	250	0- $\frac{5}{16}$	0-8	16	406	1 $\frac{7}{8}$	48	3 $\frac{3}{4}$	95	3	1
6421806	500	227	18	450	0- $\frac{5}{16}$	0-8	23	584	1 $\frac{7}{8}$	48	3 $\frac{3}{4}$	95	4	2

WARNING

- Select proper size clamp for the job.
- Determine the weight of the plate to be lifted.
- Do not exceed WLL (Working Load Limit) shown on clamp.
- Plate thickness must be within grip range shown on clamp.

Drum Handling Equipment, Single Drum Lifter No. 52

- Lifts drums with or without heads removed.
- Drums can be lifted from either horizontal or vertical positions and then reversed.
- Snaps onto drum and is held there by its spring-loaded cam even when there is no load.
- **Note: THIS CLAMP IS NOT SUITABLE FOR LIFTING PLATES OR SHEETS!**



Code No.	Working Load Limit Metric Ton	Dimensions										Weight lb kg	
		Overall Width		Bearing to Pad Center		I.D. Eye		Bead Recess		Max. Jaw Opening			
		in.	mm	in.	mm	in.	mm	in.	mm	in.	mm	lb	kg
6410101	1/2	5	127	6	152	1 3/4	44	1/2 x 3/4	13 x 19	7/8	22	4 3/4	2

Replacement Parts for Drum Lifter

Part Name	Pkg. Qty.	Code No.
Shackle	1	6500023
Linkage Rivet	4	6500008
Radius Link	1	6500002
Pin for radius ink and cam	2	6500003
Conn. Link	2	6500007
Cam	1	6500024
Spring	1	6500027
Pad (includes bolt)	1	6500025
Cam, pad, rivet and spring	1 each	6505011

⚠ WARNING

- Select proper size clamp for the job.
- Determine the weight of the plate to be lifted.
- Do not exceed WLL (Working Load Limit) shown on clamp.
- Plate thickness must be within grip range shown on clamp.

Drum Deheader



- All parts are drop forged and heat treated.
- Cuts the heads out of steel drums without leaving dangerous edges.
- Blade and fulcrum are detachable.
- For initial cut, the tool has a point in the rear and a striking surface in front.
- Available with either alloy blade or non-sparking blade.

Code No.	Description	Length of Tool		Weight	
		in.	mm	lb	kg
6410701	Deheader with alloy blade	24	610	5 ½	2
6410702	Deheader with non-sparking blade	24	610	5 ½	2

Replacement Parts for Drum Deheader

Part Name	Code No.	Weight	
		lb	g
Alloy Blade	6500140	½	227
Non-sparking blade	6500141	½	227
Pivot with nut	6500142	1/16	28
Bolts and nuts for blade	6500143	1/8	57

WARNING

- Select proper size clamp for the job.
- Determine the weight of the plate to be lifted.
- Do not exceed WLL (Working Load Limit) shown on clamp.
- Plate thickness must be within grip range shown on clamp.



Air Powered Dispensing Products

Caulk Master®

Caulk Master® Table of Contents

Saving time and much more.

Whether you're a do-it-yourselfer or a pro, Caulk Master can dramatically increase your productivity and make it easier for you to produce the perfect bead ... all while reducing fatigue and the chance of injury.

Caulk Master air powered dispensing guns give you a level of control simply unattainable with manual guns. The patented trigger mechanism gives you the exact amount of caulk, sealant, or adhesive you need, so you can dispense material at a smooth, steady pace. Even "weep" at the end of a run is a thing of the past ... when you stop squeezing the trigger, the flow stops immediately.

It's no wonder that demanding industries such as construction, automotive, marine and aerospace are loyal users of Caulk Master products.



Contents	Page No.
PG100 Professional Air Powered Dispensing Gun	62
PG110 Professional Air Powered Metal Dispensing Gun	62
Caulk Master® Numerical Index	229


Caulk Master® Application Chart

Model:		PG100 Standard Cartridge	PG110 High Viscosity
Application/User	Automotive	X	X
	Construction	X	X
	Do-it-Yourselfer	X	
	Maint./Repair	X	X
	Marine	X	X
	OEM	X	X
Viscosity	Low	X	X
	Medium	X	X
	High		X
Cartridge Capacity	1/10th Gallon Tube	X	X

Air Powered Dispensing Guns

Caulk Master Features and Benefits

- Time Saving – reduces the average caulking job up to 80%.
- All Caulk Master dispensing guns come with a 3-foot air hose and standard 1/4" NPT fitting. Easily connects to a high-pressure regulator and air tank or compressor (purchase separately).
- Caulk Master provides a smooth, even flow of material for a superior bead in a fraction of the time needed by outdated manual methods.
- Patented trigger mechanism makes it easy to vary the amount of material being dispensed and reduce operator fatigue.
- Unique twist lock bayonet barrel mount.



1. Twist barrel to unlock. Remove empty cartridge.



2. Drop in new cartridge and twist barrel to lock.



3. Get back to work. It's that simple.



- High-impact, non-corrosion construction.
- Common grip will handle all sealant, caulk and adhesives.



PG100 Professional Air Powered Dispensing Gun

PG100 – Handles Any 10,3 Oz. Cartridge



- 1/10th gallon (10,3 oz.) barrel
- Ergonomic Valox® grip
- Weight: 14,5 oz.
- 4,8 bar maximum operating pressure

Code No.	Packed	Gun Body	Max. pressure	Cartridge Barrel	Ship Weight		Case Pack
					lb	kg	
PG100	Clamshell	Valox	4,8 bar	10,3 oz.	7,5	3,400	5


PG110 Professional Air Powered Metal Dispensing

PG110 – Handles Any 10,3 Oz. Cartridge



- For high viscosity materials
- 1/10th gallon (10,3 oz.) barrel
- Ergonomic aluminum grip
- Weight: 1 Lb., 12 Oz.
- 6,8 bar maximum operating pressure

Code No.	Packed	Gun Body	Max. pressure	Cartridge Barrel	Ship Weight		Case Pack
					lb	kg	
PG110	Clamshell	Aluminum	6,8 bar	10,3 oz.	11,0	5,000	5







**Wrenches, Pliers, Drivers,
and Tool Sets**

Crescent[®]

Contents	Page No.
Ratcheting Combination Wrenches	65–70
Adjustable Wrenches	71–73
Wrenches, Tongue & Groove Pliers	73
Slip Joint Pliers	74
Solid Joint Pliers	74–75
Interchangeable Bit Screwdrivers	76
Locking Pliers	77–78
Tool Sets	79–82
Crescent® Numeric Index	230

Key to Symbols

	Jaw opening
	Blade length (of screwdriver)
	Blade diameter (of screwdriver)
	Overall length (of screwdriver)

Ratcheting Combination Wrenches

The producers of the World famous Crescent® adjustable wrench now offer you two new styles of ratcheting wrenches: the *REVERSIBLE* Ratcheting Combination Wrench (works where other wrenches won't), and the Ratcheting Combination Wrench (the simplicity of a combination wrench with the speed of a ratchet). The open end jaw surfaces are parallel to within ± 0.0015 " for better contact with fastener surfaces and higher torque transfer. All two styles feature mirror finished chrome vanadium steel construction for maximum strength, durability, and corrosion resistance. The narrow cross-section design on box and open ends allows access to tighter work spaces, making the wrench more versatile.

Packaging that shows and sells:

Every set of Crescent® ratcheting combination wrenches is packaged to grab your customer's attention and immediately make him or her aware of the features and related benefits of these quality tools. All packages have a built-in "Try Me!" feature that allows the consumer to actually touch the product and to see for themselves how the Crescent reversible ratcheting wrench can do more than any combination wrench they've ever seen before.

Four piece sets come with a heavy duty plastic storage tray (except type FRRM4P which comes in a canvas pouch) designed to fit permanently in a tool drawer or toolbox. Trays are made of durable, heavy duty textured plastic and have custom fit cutouts that keep the wrenches organized and close at hand. Supplied on a sturdy, full colour hang card with product features and benefits shown in English, Spanish, French, German, Dutch, Italian and Swedish.



FRRM4EU

Seven piece sets come in a heavy duty open face carry case made of tough textured plastic. Wrenches rest in individual channels, held securely by a durable snap-fit closure. Case features an integral carry handle for added convenience. Product features and benefits shown in English, Spanish, French, German, Dutch, Italian and Swedish.



FRRM7EU

Open stock is packaged on a sturdy, attractive hang-up card. These serve as back-up stock to the individual parts in each set, and offers other key individual sizes not in our sets.



FRR10

Ratcheting Combination Wrenches



FR7



FR4

- Patented ratchet feature turns bolt with just 5° handle swing compared to 30° required in standard combination wrenches.
- Closed end works in places deep sockets will not reach and the narrow cross-section allows access to tighter working spaces than other styles of ratcheting wrenches.
- Open-end jaw surfaces are parallel to within ± 0,0015" for better contact with fastener and higher torque potential.
- 72 tooth ratcheting mechanism receives special heat treat process for maximum strength. Tools exceeds ANSI torque loads for standard combination wrenches.
- Mirror finish chrome vanadium steel for maximum strength, durability, aesthetics and corrosion resistance.
- Ratcheting closed end uses 12 points of contact for less stress to the fastener.
- 4 piece set comes in a try me blistered pack tray (except type FRRM4P which comes in a canvas pouch).
- 7 piece set comes in a try me blow molded case.
- Open stock available. See pages 67 and 68.



Ratchet feature turns fasteners with just a 5° swing vs. 30° needed for standard wrenches. Makes jobs go fast with its quick back and forth motion, while standard wrenches must be lifted off the bolt and repositioned with each swing.



The box end ring gear has 72 extra-fine teeth, allowing the ratchet mechanism to engage with just a 5° movement of the wrench. This important component is pre-precision machined and specially heat-treated for exceptional strength.



Works in places even deep sockets won't reach. It's the perfect tool for positioning and tightening bolts on threaded rod adjusters like those found on most electric garage door openers.



Pivot head swivels 180° for ultimate versatility. It works at any angles other flat wrenches will not handle.

Code No.	Packed	Description	Contents	Set weight g	Shelf Pack
SAE					
FR4	Carded	4 Piece SAE Set	3/8", 7/16", 1/2", 9/16"	425	1
FR7	Carded	7 Piece SAE Set	5/16", 3/8", 7/16", 1/2", 9/16", 5/8", 3/4"	1389	1
Metric					
FRRM4P	Pouch	4 Piece Metric Set, Reversible	8 mm, 10 mm, 13 mm, 17 mm	444	1
FRPM4EU	Carded	4 Piece Metric Set, Pivot Head	8 mm, 10 mm, 13 mm, 17 mm	524	1
FRPM7EU	Carry Case	7 Piece Metric Set, Pivot Head	8 mm, 10 mm, 11 mm, 13 mm, 15 mm, 17 mm, 19 mm	1038	1

Ratcheting Combination Wrenches – Open Stock

Crescent® has increased the selection of its popular ratcheting and reversible ratcheting combination wrenches, all available individually packaged. The wrenches work in many places where other wrenches won't, including places deep socket wrenches can't reach.

The reversing feature also allows the ratcheting end to have a 15 degree offset, like standard box-end wrenches. The 15 degree angle allows the wrenches to be gripped easily and allows users to apply more power without the risk of skinned knuckles. The ratcheting feature allows bolts to be turned with just a five degree swing compared to 30 degrees needed for standard wrenches, which must also be lifted off the bolt and repositioned for each swing. The reversible wrenches reverse at the push of a button, even in the tightest spaces. Open end jaw surfaces are parallel to within ±0,0015" for better contact with fastener surfaces and higher torque transfer. Mirror finished chrome vanadium steel construction is employed for maximum strength, durability, and corrosion resistance.

All packages have a built-in "Try Me!" feature that allows the consumer to actually touch the product and to see for themselves how the Crescent ratcheting wrench can do more than any combination wrench they've ever seen before.

Major areas of use include the repair and maintenance of motor vehicles, industrial and electrical applications, and working on mechanical devices, including small engines, lawn and garden equipment, and pumps.

SAE Wrenches

Code No.	Packed	Length		Jaw Opening		Tool weight		Shelf Pack
		Inch	mm	Inch	mm	oz	g	
Reversible Ratcheting Wrench, SAE								
FRR10	Carded	5,67	144	5/16"	8	1,92	54	6
FRR12	Carded	6,22	158	3/8"	10	2,72	77	6
FRR14	Carded	6,50	165	7/16"	11	3,04	86	6
FRR16	Carded	7,17	182	1/2"	13	4,00	113	6
FRR18	Carded	7,48	190	9/16"	14	4,48	127	6
FRR20	Carded	8,47	215	5/8"	16	5,92	168	6
FRR22	Carded	9,02	229	11/16"	17	7,20	204	6
FRR24	Carded	9,92	252	3/4"	19	8,64	245	6
FRR26	Carded	10,83	275	13/16"	21	11,68	331	6
FRR28	Carded	11,22	285	7/8"	22	14,24	404	6
FRR30	Carded	11,65	296	15/16"	24	16,32	463	6
Ratcheting Wrench, SAE								
FR10	Carded	5,67	144	5/16"	8	1,92	54	6
FR12	Carded	6,22	158	3/8"	10	2,72	77	6
FR14	Carded	6,50	165	7/16"	11	3,04	86	6
FR16	Carded	7,17	182	1/2"	13	4,00	113	6
FR18	Carded	7,48	190	9/16"	14	4,48	127	6
FR20	Carded	8,47	215	5/8"	16	5,92	168	6
FR22	Carded	9,02	229	11/16"	17	7,20	204	6
FR24	Carded	9,92	252	3/4"	19	8,64	245	6
FR26	Carded	10,83	275	13/16"	21	11,68	331	6
FR28	Carded	11,22	285	7/8"	22	14,24	404	6
FR30	Carded	11,65	296	15/16"	24	16,32	463	6

Ratcheting Combination Wrenches-Open Stock

Metric Wrenches

Code No.	Packed	Length mm	Jaw Opening mm	Tool weight		Shelf Pack
				oz	g	
Reversible Ratcheting Wrench, Metric						
FRRM08	Carded	144	8	1,92	54	6
FRRM09	Carded	150	9	2,24	64	6
FRRM10	Carded	158	10	2,72	77	6
FRRM11	Carded	165	11	3,20	91	6
FRRM12	Carded	173	12	3,68	104	6
FRRM13	Carded	182	13	4,00	113	6
FRRM14	Carded	190	14	4,48	127	6
FRRM15	Carded	202	15	5,28	150	6
FRRM16	Carded	215	16	5,76	163	6
FRRM17	Carded	229	17	6,72	191	6
FRRM18	Carded	240	18	8,00	227	6
FRRM19	Carded	252	19	8,64	245	6
FRRM21	Carded	275	21	11,68	331	6
FRRM22	Carded	285	22	14,24	404	6
FRRM24	Carded	296	24	16,32	463	6

Ratcheting Wrench, Metric						
FRM08	Carded	144	8	1,92	54	6
FRM09	Carded	150	9	2,24	64	6
FRM10	Carded	158	10	2,72	77	6
FRM11	Carded	165	11	3,20	91	6
FRM12	Carded	173	12	3,68	104	6
FRM13	Carded	182	13	4,00	113	6
FRM14	Carded	190	14	4,48	127	6
FRM15	Carded	202	15	5,28	150	6
FRM16	Carded	215	16	5,76	163	6
FRM17	Carded	229	17	6,72	191	6
FRM18	Carded	240	18	8,00	227	6
FRM19	Carded	252	19	8,64	245	6
FRM21	Carded	275	21	11,68	331	6
FRM22	Carded	285	22	14,24	404	6
FRM24	Carded	296	24	16,32	463	6

Ratcheting Combination Wrenches-Open Stock


Metric Wrenches

- 72-tooth ratchet mechanism.
- Pivot head swivels 180° for ultimate versatility.
- Ratcheting feature with just a 5° swing.
- Chrome-Vanadium



Code No.	Packed	Length mm	Jaw Opening mm	Tool weight		Shelf Pack
				oz	g	
Pivot Head Ratcheting Wrench, Metric						
FRPM08	Carded	144	8	1,55	44	6
FRPM09	Carded	150	9	1,92	54	6
FRPM10	Carded	158	10	2,43	69	6
FRPM11	Carded	165	11	2,72	77	6
FRPM12	Carded	173	12	2,95	84	6
FRPM13	Carded	182	13	3,35	95	6
FRPM14	Carded	190	14	3,84	109	6
FRPM15	Carded	202	15	4,25	121	6
FRPM16	Carded	215	16	4,48	127	6
FRPM17	Carded	229	17	5,76	163	6
FRPM18	Carded	240	18	7,58	215	6
FRPM19	Carded	252	19	8,00	227	6

Individual Tool Specifications



Reversible Ratcheting Combination and Ratcheting Combination Wrenches

Individual Tool Specifications – SAE

Wrench Opening Across Flats Inch	Outside Diameter Open Head (A) Inch	Outside Diameter Box (B) Inch	Wrench Head Thickness Open (C) Inch	Wrench Head Thickness Box (D) Inch	Length (E) Inch
5/16	0,669	0,709	0,185	0,291	5,669
3/8	0,854	0,827	0,224	0,331	6,220
7/16	0,906	0,866	0,240	0,331	6,496
1/2	1,043	0,984	0,260	0,331	7,165
9/16	1,161	1,043	0,287	0,331	7,480
5/8	1,315	1,142	0,303	0,394	8,465
11/16	1,429	1,201	0,311	0,394	9,016
3/4	1,535	1,339	0,343	0,453	9,921
13/16	1,713	1,496	0,374	0,492	10,827
7/8	1,831	1,614	0,394	0,531	11,220
15/16	1,909	1,772	0,433	0,531	11,654

Individual Tool Specifications – Metric

Wrench Opening Across Flats mm	Outside Diameter Open Head (A) mm	Outside Diameter Box (B) mm	Wrench Head Thickness Open (C) mm	Wrench Head Thickness Box (D) mm	Length (E) mm
8	17,0	18,0	4,7	7,4	144
9	18,8	19,5	5,3	7,4	150
10	21,7	21,0	5,7	8,4	158
11	23,0	22,0	6,1	8,4	165
12	25,2	23,5	6,4	8,4	173
13	26,5	25,0	6,6	8,4	182
14	29,5	26,5	7,3	8,4	190
15	31,3	28,0	7,5	8,4	202
16	33,4	29,0	7,7	10,0	215
17	36,3	30,5	7,9	10,0	229
18	38,0	32,0	8,4	11,5	240
19	39,0	34,0	8,7	11,5	252
21	43,5	38,0	9,5	12,5	275
22	46,5	41,0	10,0	13,5	285
24	48,5	45,0	11,0	13,5	296


Crescent® Adjustable Wrenches

World famous Crescent® adjustable wrench. These wrenches are made of fine alloy steel to give extra strength and wear. Used by professional mechanics, industrial tradesmen and home mechanics. Dimensions are proportioned for greatest strength with minimum weight. A tension spring under knurl helps prevent jaw opening from changing adjustment. An open handle design permits easier knurl adjustment. Handle made of forged alloy steel and heat treated for toughness and durability. Chrome or black phosphate finishes are available as indicated.

Chrome Finish

- World famous Crescent® brand
- For professional, industrial or home use.
- Wide capacity jaw (sizes 6–12) allows each tool to work with more fastener sizes.
- Wider handle (sizes 6–12) provides more comfort and less stress to the hand.
- Tension spring stabilizes jaw and knurl adjusts easily.
- Alloy steel and heat treated.
- Proportioned dimensions for greatest strength and minimum weight.
- Chrome plated finish resists rust and corrosion.
- Polished head and regular, satin finished handle.




Code No.	Packed	Length		Inch 		Tool weight		Shelf Pack
		Inch	mm	Inch	mm	oz	g	
AC14	Boxed	4	100	1/2	13	2,16	61	6
AC16	Boxed	6	150	15/16	24	5,00	142	6
AC18	Boxed	8	200	1 1/8	29	9,01	255	6
AC110	Boxed	10	250	1 5/16	33	16,06	455	6
AC112	Boxed	12	300	1 1/2	38	25,97	736	6

Cushion Grip, Chrome Finish

- World famous Crescent® brand
- For professional, industrial or home use.
- Wide capacity jaw (sizes 6–12) allows each tool to work with more fastener sizes.
- Wider handle (sizes 6–12) provides more comfort and less stress to the hand.
- Tension spring stabilizes jaw and knurl adjusts easily.
- Alloy steel and heat treated.
- Proportioned dimensions for greatest strength and minimum weight.
- Chrome plated finish resists rust and corrosion.
- Polished head and red non-slip cushion grip.
- **AC115C** features tapered handle.



Code No.	Packed	Length		Inch 		Tool weight		Shelf Pack
		Inch	mm	Inch	mm	oz	g	
AC14C	Boxed	4	100	1/2	13	2,16	61	6
AC16C	Boxed	6	150	15/16	24	5,00	142	6
AC18C	Boxed	8	200	1 1/8	29	9,01	255	6
AC110C	Boxed	10	250	1 5/16	33	16,06	455	6
AC112C	Boxed	12	300	1 1/2	38	25,97	736	6
AC115C	Boxed	15	380	1 11/16	43	52,32	1483	1

Note: **AC115C** features tapered handle.

Black Phosphate Finish



- World famous Crescent® brand
- For professional, industrial or home use.
- Wide capacity jaw (sizes 6–12) allows each tool to work with more fastener sizes.
- Wider handle (sizes 6–12) provides more comfort and less stress to the hand.
- Tension spring stabilizes jaw and knurl adjusts easily.
- Alloy steel and heat treated.
- Proportioned dimensions for greatest strength and minimum weight.
- Black phosphate finish resists corrosion.
- Polished head and regular handle, non-slip grip.

Code No.	Packed	Length		Jaw		Tool weight		Shelf Pack
		Inch	mm	Inch	mm	oz	g	
AT16V	Carded	6	150	15/16	24	5,00	142	6
AT18V	Carded	8	200	1 1/8	29	9,01	255	6
AT110V	Carded	10	250	1 5/16	33	16,06	455	6
AT112V	Carded	12	300	1 1/2	38	25,97	736	3

Tapered Handle, Black Phosphate Finish



- World famous Crescent® brand
- For professional, industrial or home use.
- Tension spring stabilizes jaw and knurl adjusts easily.
- Alloy steel and heat treated.
- Proportioned dimensions for greatest strength and minimum weight.
- Black phosphate finish resists corrosion.
- Tapered handle for better two-handed grip and less weight.

Code No.	Packed	Length		Jaw		Tool weight		Shelf Pack
		Inch	mm	Inch	mm	oz	g	
AT115	Boxed	15	380	1 11/16	43	52,32	1483	1
AT118	Boxed	18	460	2 1/16	52	81,44	2309	1

Rapid Slide™



- Slide control in handle for fast, easy, and accurate jaw adjustment.
- Laser-etched SAE/metric markings on head.
- 1" / 25 mm maximum jaw opening capacity.
- Wide handle for strength, comfort, and power.
- Internal debris shield protects slide mechanism.

Code No.	Packed	Length		Jaw		Tool weight		Shelf Pack
		Inch	mm	Inch	mm	oz	g	
AC8NKWMP	Carded	8	200	1	25	15,10	468	6

R² Rapid Rench™

- Adjustable Ratched Socket Wrench
- Fits hundreds of fasteners.
- Replace 38 most popular socket sizes.
- For SAE and metric
- Jaw capacity 1/4" to 7/8" / 6.35 mm to 22.2 mm
- Tighten or loosen with the flip of a switch.
- Dial adjusts jaw to exact size of fastener.
- Rubberized comfort grip for extra power.



Code No.	Packed	Length		Jaw Capacity		Tool weight		Shelf Pack
		Inch	mm	Inch	mm	oz	g	
FR28SWMP	Carded	8	200	1	22	18,42	571	6

Straight Jaws

- Made from finest quality tool steel.
- Designed to grip all shapes like rods, pipes and cable connections.
- Precision-milled ribs assure smooth, positive interlock between two halves with no chance of halves separating or jumping out of grooves.
- Straight jaws and self-locking jaw adjustment.
- Forged, hardened and tempered.
- Red non-slip cushion handle grips.



Code No.	Packed	Length		Jaw Capacity		No. of jaw positions	Tool weight		Shelf Pack
		Inch	mm	Inch	mm		oz	g	
R27CV	Carded	7	178	1 1/8	28	6	7,04	200	6
R210CV	Carded	10	250	1 1/2	38	6	15,04	426	6
R212CV	Carded	12	300	2 1/2	64	8	25,18	714	6
R216CV	Carded	16	400	4 1/4	108	10	44,26	1372	3
HL120P	Carded	20	500	5 1/2	138	12	60,80	1724	2

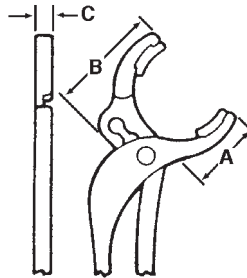
Curved Jaws

- Made from finest quality tool steel.
- Designed to grip all shapes like rods, pipes and cable connections.
- Precision-milled ribs assure smooth, positive interlock between two and with no chance of halves separating or jumping out of grooves.
- Curved jaws and self-locking jaw adjustment.
- Forged, hardened and tempered.
- Red non-slip cushion handle grips and long handles give powerful leverage.



Code No.	Packed	Length		Jaw Capacity		No. of jaw positions	Tool weight		Shelf Pack
		Inch	mm	Inch	mm		oz	g	
R410CV	Carded	10	250	1 1/2	38	6	13,92	395	6

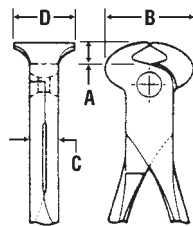
A-N Connector Pliers



- Fits A-N electrical connectors – sizes from 0,75 to 2,5"
- Three adjustment positions
- Replacement insert available
- 52910KIT consists of:
2 screws, 2 pins, 2 pads

Code No.	Packed	Length		A		B		C		Pack Wt.		Shelf Pack
		Inch	mm	Inch	mm	Inch	mm	Inch	mm	lb	g	
52910	Boxed	10	250	1 39/64	33	2 17/32	65	3/8	10	10,56	299	1
52910KIT	Boxed	-	-	-	-	-	-	-	-	2	57	1

End Cutting Nippers

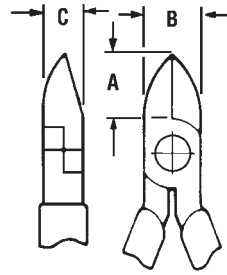


- Top quality end cutting tool.
- Precision manufactured from forged alloy tool steel.
- Handles with carefully designed leverage ratio to blades for easier cutting.
- Carefully designed throat clearance and rivet size.
- Electronically induction hardened, carefully designed, angled cutting edges and blade sizes.
- Plain handles or red non-slip cushion handle grips (suffix "C").

Code No.	Packed	Length		A		B		C		D		Tool weight		Shelf Pack
		Inch	mm	Inch	mm	Inch	mm	Inch	mm	Inch	mm	oz	g	
727V	Carded	7 1/4	184	3/8	10	1 3/4	44	17/32	13	13/16	30	12,00	340	6
727CV	Carded	7 1/4	184	3/8	10	1 3/4	44	17/32	13	13/16	30	12,00	340	6
728V	Carded	8 1/4	210	3/8	10	1 3/4	44	17/32	13	13/16	30	16,00	454	6
728CV	Carded	8 1/4	210	3/8	10	1 3/4	44	17/32	13	13/16	30	16,00	454	6
729CV	Carded	9 1/4	235	13/32	11	1 7/8	46	19/32	15	11/4	32	16,96	481	6

Heavy-Duty Diagonal Cutting

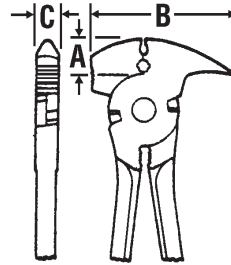
- Designed for heavy-duty wire cutting.
- Electronically induction hardened and hand-honed, long-lasting cutting edges.
- Made of forged alloy tool steel and individually tested for strength and cutting ability.
- Polished head
- Plain handles or red non-slip cushion handle grips (suffix "C").



Code No.	Packed	Length		A		B		C		Tool weight		Shelf Pack
		Inch	mm	Inch	mm	Inch	mm	Inch	mm	oz	g	
5427	Boxed	7	175	25/32	20	1 7/32	31	15/32	12	8,96	254	6
5427C	Boxed	7	175	25/32	20	1 7/32	31	15/32	12	8,96	254	6
5427CV	Carded	7	175	25/32	20	1 7/32	31	15/32	12	8,96	254	6

Heavy-Duty Fence Tool Pliers

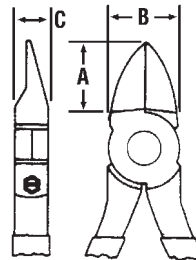
- 2 staple grips in nose.
- Corrugated hammer head with heavy prong to easily reach and pull rusty staples.
- Special opening in head allows both wire and staple to be gripped.
- 2 electronically induction hardened durable wire cutters.
- Made of forged alloy tool steel.
- Polished head
- Plain handles or red non-slip cushion handle grips (suffix "C").



Code No.	Packed	Length		A		B		C		Tool weight		Shelf Pack
		Inch	mm	Inch	mm	Inch	mm	Inch	mm	oz	g	
193610V	Carded	10 7/16	265	1 1/16	27	3 5/8	91	19/32	15	24,96	708	6
193610CV	Carded	10 7/16	265	1 1/16	27	3 5/8	91	19/32	15	27,04	767	6

Heavy-Duty Cutter

- Heavy-duty diagonal cutter
- Flush ground back for close cutting.
- Adjustable stops prolong cutting edge life.
- Handle coil springs reduce user fatigue.
- Plastic cutting only




Code No.	Packed	Length		A		B		C		Pack Wt.		Shelf Pack
		Inch	mm	Inch	mm	Inch	mm	lb	g			
M56RP	Boxed	6	150	27/32	21	23/32	18	13/32	10	0,38	172	1
M57RP	Boxed	7	175	1 3/32	27	29/32	23	31/64	12	0,56	254	1

Interchangeable Bit Screwdrivers



- The new 7-in-1-Screwdriver SDMB7CDP from Crescent®.
- Ergonomic non-slip handle for improved control.
- S2 Steel bits for improved lifetime.
- Consists of:
 - Slotted screwdriver 1 x 7 mm and Phillips PH2 ($\frac{5}{16}$ " shank)
 - Slotted screwdriver 1 x 5 mm und Phillips PH1 ($\frac{1}{4}$ " shank)
 - Nutdriver: 6 mm / $\frac{1}{4}$ ", 8 mm / $\frac{5}{16}$ ", 11 mm / $\frac{7}{16}$ "



Code No.	Shelf Pack
SDMB7CDP	12 pcs. in counter top display

Spare bits

Code No.	Shank	Length	Description	Shelf Pack
0033000005	$\frac{5}{16}$ "	70 mm	PH1 + Slotted 1 x 5 mm	10
0033000006	$\frac{5}{16}$ "	70 mm	PH2 + Slotted 1 x 7 mm	10

Locking Pliers



Crescent® locking pliers are manufactured in a high-level procedure, which guarantees an improved durability and a long term performance. The production takes place after the strict ASME Standards B107.24 and B107.36, which cover the applicability, product description, strength and maximum capacity of the jaw openings. Despite the enormous jaw pressure it is possible for the Crescent® Grip pliers to be used in difficult accessible and limited working environments by the means of the special formed jaw. Long nose, curved, and straight jaw pliers feature are just as characteristic for Crescent® locking pliers, as the patented tooth pattern for an optimal grip. Every style has a tough nickel-plated finish for maximum resistance to rust and corrosion.

Code No.	Description	Packed	Tool weight g	Shelf Pack
C7SV	7" Straight Jaw Locking Pliers	Carded	408	3
C10SV	10" Straight Jaw Locking Pliers	Carded	590	3
C5CV	5" Curved Jaw Locking Pliers with Wire Cutter	Carded	190	3
C7CV	7" Curved Jaw Locking Pliers with Wire Cutter	Carded	385	3
C10CV	10" Curved Jaw Locking Pliers with Wire Cutter	Carded	540	3
C6NV	6" Long Nose Locking Pliers with Wire Cutter	Carded	204	3
C9NV	9" Long Nose Locking Pliers with Wire Cutter	Carded	417	3
C6CCV	6" Locking "C" Clamp with Regular Tips	Carded	250	3
C6CCSV	6" Locking "C" Clamp with Swivel Tips	Carded	281	3



Locking Pliers



Code No.	Description	Packed	Tool weight g	Shelf Pack
C11CCV	11" Locking "C" Clamp with Regular Tips	Carded	789	1



C11CCSV	11" Locking "C" Clamp with Swivel Tips	Carded	844	1
----------------	--	--------	-----	---



C8SMV	8" Locking Sheet Metal Clamp	Carded	503	3
--------------	------------------------------	--------	-----	---



C9W	9" Locking Welder's Clamp	Boxed	612	1
------------	---------------------------	-------	-----	---



C20CH	9" Locking Chain Clamp with 18" Chain	Boxed	735	1
--------------	---------------------------------------	-------	-----	---



CLP5SET	5-Piece Locking Pliers Set	Carded	1796	3
	5" Curved Jaw Locking Pliers with Wire Cutter			
	7" Curved Jaw Locking Pliers with Wire Cutter			
	10" Curved Jaw Locking Pliers with Wire Cutter			
	6" Long Nose Locking Pliers with Wire Cutter			
	9" Long Nose Locking Pliers with Wire Cutter			



CLP2SET	2-Piece Locking Pliers Set	Carded	939	3
	7" Curved Jaw Locking Pliers with Wire Cutter			
	10" Curved Jaw Locking Pliers with Wire Cutter			



CLP3SETC	3-Piece Cushion Grip Locking Pliers Set	Carded	1202	3
	5" Cushion Grip Curved Jaw Locking Pliers with Wire Cutter			
	7" Cushion Grip Curved Jaw Locking Pliers with Wire Cutter			
	10" Cushion Grip Curved Jaw Locking Pliers with Wire Cutter			

1/4" + 1/2" Tool Set with 110 Tools

- The Set includes 110 pieces in high-quality Chrome-Vanadium (except pliers). All pieces are fixed in a handy plastic case.
- Sockets matte chromed
- Pliers chrome / nickel, mirror finish, with cushion grip.



Code No.	Description	Tool weight in g	Shelf Pack
CTK110EU	1/4" + 1/2" Tool Set, 110 Pieces	8320	3
Contents:			
1	1/2" Quick Release Ratcheting Drive, 72-tooth, with cushion grip, CrV		
1	1/2" Extension 125 mm, CrV		
1	1/2" Universal Joint, CrV		
15	1/2" Sockets 10, 11, 12, 13, 14, 15, 17, 18, 19, 20, 21, 22, 23, 24, 27 mm, CrV, 6 pt		
1	1/2" Sliding T-Handle / Extension 250 mm, CrV		
1	1/2" Spark Plug Socket 16 mm, CrV		
1	1/2" Spark Plug Socket 21 mm, CrV		
1	1/4" Quick Release Ratcheting Drive, 72-tooth, with cushion grip, CrV		
2	1/4" Extension 50 mm and 100 mm, CrV		
1	1/4" Universal Joint, CrV		
1	1/4" Flexible Extension 150 mm, CrV		
11	1/4" Sockets 4, 5, 6, 7, 8, 9, 10, 11, 12, 13, 14 mm, CrV, 6 pt		
11	Combination Wrenches 8, 9, 10, 11, 12, 13, 14, 15, 17, 18, 19 mm, CrV		
2	Screwdriver, Slotted 6,5 x 100 mm and 5,5 x 75 mm		
2	Screwdriver, Phillips® No. 1 x 75 mm and No. 2 x 100 mm		
1	Magnetic Bit Driver, 125 mm CrV		
40	Screwdriver Bits 1/4", 25 mm long		
4	Bit Holders		
8	Hex Keys 1,5 / 2 / 2,5 / 3 / 4 / 5 / 5,5 / 6 mm		
1	Hex Key Holder		
1	Long Nose Plier w/Spring 8" / 200 mm, CrNi		
1	Diagonal Cutting Plier w/spring 6" / 150 mm, CrNi		
1	Tongue & Groove Plier 7" / 175 mm, CrNi		
1	Case with blister inlay and 4c coloured display box		

3/8" + 1/4" Tool Set with 88 Tools

- The Set includes 88 pieces in high Chrome-Vanadium and Flank-Drive-Quality. All pieces are fixed in a handy plastic case with carrying handle.
- Sockets in Chrome-Vanadium-Quality and Flank-Drive.
- Pliers with co-molded handle, Chrome-Nickel-Steel-Quality.



Code No.	Description	Tool weight in g	Shelf Pack
CTK88EU	3/8" + 1/4" Tool Set, 88 Pieces	5400	3
Contents:			
1	3/8" Quick Release Ratcheting Drive, 72-tooth, with ergonomic cushion grip, CrV		
1	3/8" Extension, 75 mm, CrV		
1	3/8" Extension, 150 mm, CrV		
1	3/8" Universal Joint, CrV		
1	3/8" Sliding T-Handle, 200 mm, CrV		
16	3/8" Sockets 6, 7, 8, 9, 10, 11, 12, 13, 14, 15, 16, 17, 18, 19, 20, 21 mm, CrV		
1	3/8" Spark Plug Sockets, 16 mm with rubber lining, CrV		
1	3/8" Spark Plug Sockets, 18 mm with rubber lining, CrV		
1	1/4" Spinner Handle, 175 mm, CrV		
1	1/4" Flexible Extension Bar, 150 mm, CrV		
7	1/4" Sockets 4 / 4,5 / 5 / 5,5 / 6 / 7 / 8 mm, CrV		
1	Socket Converter, 1/2" to 3/8", CrV		
1	Socket Converter, 3/8" to 1/4", CrV		
1	Adapter, 3/8" to 1/4", CrV		
1	Magnetic Bit Driver, 125 mm, CrV		
1	Magnetic Bit Driver, 50 mm, CrV		
8	Hex Key 1,5 / 2 / 2,5 / 3 / 4 / 5 / 5,5 / 6 mm with Holder		
40	Bit Sockets 1/4", 25 mm (PZ, PH, Slotted, Square, Tri Wing, Hex, Torx TR, 2 Adapter)		
1	Tongue and Groove Plier, 200 mm, with co-molded handle, CrNi		
1	Diagonal Side Cutter, 150 mm, with co-molded handle, CrNi		
1	Combination Plier, 175 mm, with co-molded handle, CrNi		
1	Case with blister inlay and 4c coloured display box		

1/4" Tool Set with 45 Tools

- The Set includes 45 pieces in high-quality Chrome-Vanadium and SuperLock (except bits and Hex Keys). All pieces are fixed in a handy plastic case.
- Sockets, matte, in Chrome-Vanadium and SuperLock-Quality.



Code No.	Description	Tool weight in g	Shelf Pack
CTK45EU	1/4" Tool Set, 45 Pieces	1300	5
Contents:			
1	1/4" Quick Release Ratcheting Drive, 72-tooth, with ergonomic cushion grip, CrV		
2	1/4" Extension 50 mm und 100 mm, CrV		
1	1/4" Universal Joint, CrV		
1	1/4" Flexible Extension Shaft 150 mm, CrV		
13	1/4" SuperLock Sockets: 4 / 4,5 / 5 / 5,5 / 6 / 7 / 8 / 9 / 10 / 11 / 12 / 13 / 14 mm, CrV		
2	1/4" Phillips® Bit Sockets: No. 1 & No. 2		
2	1/4" Pozidriv® Bit Sockets: No. 1 & No. 2		
3	1/4" Slotted Bit Sockets: 4, 5, 7 mm		
4	1/4" Hex Bits Sockets: 3, 4, 5, 6 mm		
6	1/4" Torx® Bit Sockets: T8, T10, T15, T20, T25, T30		
8	Hex Key: 1,5 / 2 / 2,5 / 3 / 4 / 5 / 5,5 / 6 mm with Holder		
1	1/4" Spinner Handle		
1	1/4" Sliding T-Handle		
1	Case with 4c coloured sleeve		

1/2" Tool Set with 25 Tools

- The Set includes 25 pieces in high-quality Chrome-Vanadium and SuperLock. All pieces are fixed in a handy plastic case with carrying handle.
- Sockets, matte, in Chrome-Vanadium and SuperLock-Quality.



Code No.	Description	Tool weight in g	Shelf Pack
CTK25EU	1/2" Tool Set, 25 Pieces	3900	5
Contents:			
1	1/2" Quick Release Ratcheting Drive, 72-tooth, with ergonomic cushion grip, CrV		
2	1/2" Extension 125 mm and 250 mm, CrV		
1	1/2" Universal Joint, CrV		
2	1/2" Spark Plug Sockets: 16 mm und 21 mm with rubber lining, CrV		
18	1/2" SuperLock Sockets: 10, 11, 12, 13, 14, 15, 16, 17, 18, 19, 20, 21, 22, 23, 24, 27, 30, 32 mm, CrV		
1	1/2" Sliding T-Handle, CrV		
1	Case with 4c coloured sleeve		



Tapes and Levels

Lufkin®

Lufkin® Table of Contents

Contents	Page No.
EC-Standardization	85
Power Tapes	86–89
Pocket Tapes	90–91
Long Tapes	92–94
Fiberglass Tapes	95
Private Branded Tapes	96
Spirit Levels	97–100
Lufkin® Numerical Index	231

Each Lufkin measure tape (steel) corresponds to the Class II of the European Weights and Measure Regulations (except CME tapes and HY-series). Tolerance of dimensional accuracy in mm ± is for the whole tape length.

Class	1 m	2 m	3 m	5 m	10 m	15 m	20 m	30 m	50 m
I	0,2	0,3	0,4	0,6	1,1	1,6	2,1	3,1	5,1
II	0,5	0,7	0,9	1,3	2,3	3,3	4,3	6,3	10,3
III	1,0	1,4	1,8	2,6	4,6	6,6	8,6	12,6	20,6

The tolerance has been determined at a temperature of 20°C and a power of 50 Newton.

Class II with Certificate of Standardization

Each measure tape (except CME tapes and HY-series) is available with an individual Certificate according to Class II at which 5 measuring points are determined.

Certificate Class II length ranges from 2–8 m, 10–20 m and 30–50 m.

The tolerances of measure tapes of Class I and Class II are determined by the following formula.

$$(a + b \times L)$$

L = nominal length in meter

	a	b
Class I:	0,1	0,1
Class II:	0,3	0,2

Example:

3 m tapes / EC-Class II: $(0,3 + 0,2 \times 3) = \pm 0,9$ mm difference

Identification of the measure tapes produced at Lufkin, Holland.



EC-Class of accuracy

Grant No. of model

Imprint for standardization

Pro Series 3000



- Ny-Clad™ nylon powder coated blade lasts 5 x longer than other heavy-duty blades.
- Dura-Life™ 5-rivet reinforced end hook lasts 10 x longer than any other comparable end hook (5 rivets with 10 m blade only).
- Bright Hi-Viz® orange case of injection molded high-impact ABS plastic.
- Ribbed TPR contact surface on lock button for improved comfort and control.
- Overmold layer of thermoplastic rubber (TPR) for comfort and impact resistance.

Type / Code No.	Packed	Blade Size		Weight g	Shelf Pack
		Width	Length		
PS3035CM	Carded	19 mm	5 m	250	4
PS3035CME	Carded	19 mm/ ³ / ₄ "	5 m/16'	250	4
PS3410CM	Carded	25 mm	10 m	450	4
PS3048CME	Carded	25 mm/1"	7,5 m/25'	350	4

Series 2000



- Ergonomic design, rounded case to feel as if it was part of the hand.
- High strength case with removable belt clip.
- Blade lock placed on top where the thumb expects it to be.
- Lock holds blade securely at any length.
- Unbreakable end hook and bright, clean graphics.
- Built-in shock absorber cushions blade return.

Type	Code No.	Packed	Blade Size		Weight g	Shelf Pack	Replacement Blade Type	Code No.	Shelf Pack
			Width	Length					
2003	0069200304	Carded	16 mm	3 m	135	6	R2003	0069221704	6
2003	0069810113	Carded	16 mm/ ⁵ / ₈ "	3 m/10'	135	6	R2010	0069221705	6
2105	0069210504	Carded	16 mm	5 m	191	6	R2105	0069221707	6
2205	0069220504	Carded	19 mm	5 m	230	6	RY35CM	0063803504	6
2005	0069810114	Carded	19 mm/ ³ / ₄ "	5 m/16'	240	6	RY35CME	0063803511	6
2208	0069220804	Carded	25 mm	8 m	439	6	RY48CM	0063804804	6
2008	0069232611	Carded	25 mm/1"	8 m/26'	460	6	RY48CME	0063804811	6

Ultralok

- Chrome-plated lightweight high strength case.
- Blade lock holds blade at any length.
- Powered blade return
- Built-in shock absorber cushions blade return.
- Removable belt clip



Type	Code No.	Packed	Blade Size		Weight g	Shelf Pack	Replacement Blade Type	Code No.	Shelf Pack
			Width	Length					
Y23CM	0060402304	Carded	13 mm	3 m	110	6	RY23CM	0063802304	6
Y23CME	0060402311	Carded	13 mm/1/2"	3 m/10'	110	6	RY23CME	0063802311	6
Y25CM	0060402504	Carded	13 mm	5 m	160	6	RY25CM	0063802504	6
Y25CME	0060402511	Carded	13 mm/1/2"	5 m/16'	160	6	RY25CME	0063802511	6
Y35CM	0060403504	Carded	19 mm	5 m	205	6	RY35CM	0063803504	6
Y35CME	0060403511	Carded	19 mm/3/4"	5 m/16'	205	6	RY35CME	0063803511	6
Y38CM	0060403804	Carded	19 mm	8 m	335	6	RY38CM	0063803804	6
Y38CME	0060403811	Carded	19 mm/3/4"	8 m/26'	335	6	RY38CME	0063803811	6

Unilok

- Black high strength case
- Blade lock holds blade at any length.
- Powered blade return
- Built-in shock absorber cushions blade return.
- Removable belt clip



Type	Code No.	Packed	Blade Size		Weight g	Shelf Pack	Replacement Blade Type	Code No.	Shelf Pack
			Width	Length					
YU823CM	0061082304	Carded	13 mm	3 m	110	6	RY23CM	0063802304	6
YU823CME	0061082311	Carded	13 mm/1/2"	3 m/10'	110	6	RY23CME	0063802311	6
YU835CM	0061083504	Carded	19 mm	5 m	202	6	RY35CM	0063803504	6
YU835CME	0061083511	Carded	19 mm/3/4"	5 m/16'	202	6	RY35CME	0063803511	6
YU838CM	0061083804	Carded	19 mm	8 m	323	6	RY38CM	0063803804	6
YU838CME	0061283811	Carded	19 mm/3/4"	8 m/26'	323	6	RY38CME	0063803811	6

Value Tapes



- Good value at a low price.
- Durable ABS case, contour shape fits comfortably in hand.
- Hi-Viz® colour makes it easy to find.
- Unique slide lock for easy control.
- Triple-riveted (5 m and 8 m) respectively double-riveted (3 m)
- Reinforced end-hook
- Belt clip

Type / Code No.	Packed	Blade Size		Weight g	Shelf Pack	Replacement Blade Type	Replacement Blade Code No.	Shelf Pack
		Width	Length					
L503CM	Carded	13 mm	3 m	107	6	–	–	–
L510CME	Carded	13 mm/1/2"	3 m/10'	107	6	–	–	–
L505CM	Carded	19 mm	5 m	209	6	–	–	–
L516CME	Carded	19 mm/3/4"	5 m/16'	209	6	–	–	–
L508CM	Carded	25 mm	8 m	403	6	–	–	–
L525CME	Carded	25 mm/1"	8 m/26'	403	6	–	–	–

Series 700



- Series 700 metric
- Unique slide lock for easy control.
- 5 m und 8 m tapes feature triple-riveted reinforced end hooks.
- Rubber coated TPR – (Thermo Plastic Rubber) case for more comfort.
- Hi-Viz® colour makes it easy to find.

Type / Code No.	Packed	Blade Size		Weight g	Shelf Pack	Replacement Blade Type	Replacement Blade Code No.	Shelf Pack
		Width	Length					
HV023CM	Carded	13 mm	3 m	100	10	RY23CM	0063802304	6
HV035CM	Carded	19 mm	5 m	200	10	RY35CM	0063803504	6
HV048CM	Carded	25 mm	8 m	400	8	RY48CM	0063804804	6

- Ergonomic high strength case, Hi-Viz® colour orange.
- New type of scale marking can be read from both the left and the right.
- Blade lock holds blade at any length.
- Powered blade return
- Built-in shock absorber cushions blade return.
- New developed "Quad" hook (on 1"/25 mm tape only) ensures long life.
- Removable belt clip



Type	Code No.	Packed	Blade Size		Weight g	Shelf Pack	Replacement Blade		Shelf Pack
			Width	Length			Type	Code No.	
W35CM	0069103504	Carded	19 mm	5 m	240	6	–	–	–
W48CM	0069104804	Carded	25 mm	8 m	420	6	–	–	–

Universal



- Small and compact
- Blade lock holds blade at any length.
- Powered blade return
- High strength case
- With removable belt clip

Type	Code No.	Packed	Blade Size		Weight g	Shelf Pack	Replacement Blade Type	Code No.	Shelf Pack
			Width	Length					
Y822CM	0061182204	Carded	13 mm	2 m	66	6	RY22CM	0063802204	6
Y822CME	0061182211	Carded	13 mm/1/2"	2 m/6'	66	6	RY22CME	0063802211	6
Y823CM	0061182304	Carded	13 mm	3 m	92	6	RY23CM	0063802304	6
Y823CME	0061182311	Carded	13 mm/1/2"	3 m/10'	92	6	RY23CME	0063802311	6

Mezurall in Metal Case



- Attractive, rugged zinc alloy case
- Ideal for industrial use
- Power retraction operation

Type	Code No.	Packed	Blade Size		Weight g	Shelf Pack	Replacement Blade Type	Code No.	Shelf Pack
			Width	Length					
Y422CM	0060842204	Carded	13 mm	2 m	120	6	RY22CM	0063802204	6
Y422CME	0060842211	Carded	13 mm/1/2"	2 m/6'	120	6	RY22CME	0063802211	6
Y423CM	0060842304	Carded	13 mm	3 m	140	6	RY23CM	0063802304	6
Y423CME	0060842311	Carded	13 mm/1/2"	3 m/10'	140	6	RY23CME	0063802311	6

Mezurall in Chrome Plated Plastic Case

- Chrome-plated high strength plastic case
- Power retraction operation
- Belt clip



Type	Code No.	Packed	Blade Size		Weight g	Shelf Pack	Replacement Blade Type	Code No.	Shelf Pack
			Width	Length					
W9312D	W9312D	Carded	3/4"	12' Engineer's	167	6	–	–	–

Pee Wee

- Pocket size ideal for office and home
- High strength case in black
- Power retraction operation
- Blade is not replaceable



Type	Code No.	Packed	Blade Size		Weight g	Shelf Pack	Replacement Blade Type	Code No.	Shelf Pack
			Width	Length					
Y612CM	0061561254	Boxed	6 mm	2 m	30	25*	–	–	–
Y613CM	0061561354	Boxed	6 mm	3 m	40	25*	–	–	–

*Shelf pack was changed from 50 to 25 under same Code No., shelf pack of 50 will be sold while quantity lasts.

Executive® Diameter

- Designed for measuring diameters of pipe, cable, tire or any circular object.
- Polished chrome case
- Zero falls in the same place on each side of the blade.
- Model W606PD shows diameter inches to 100ths, W606PM to millimetres.
- Yellow clad tape
- Easy-to-read bold graduations on yellow background.
- Spring action returns blade to case.



Type / Code No.	Packed	Blade Size		Weight g	Shelf Pack	Replacement Blade Type	Code No.	Shelf Pack
		Width	Length					
W606PD	Boxed	1/4"	6'	38	6	RW06PD	RW06PD	6
W606PM	Boxed	6 mm	2 m	38	6	RW06PM	RW06PM	6

Banner



- Traditional design
- Professional tradesmans' quality
- Rugged, vinyl-covered steel case
- Large easy action winding drum and friction washers.
- Nylon rollers guide the tape smoothly in and out of case.
- "YB" prefix denotes product blade is fitted with a ring, zero point 10 cm behind ring.
- "HY" prefix denotes product blade is fitted with a hook ring, zero point at inner side of hook ring.

Type	Code No.	Packed	Blade Size		Weight g	Shelf Pack	Replacement Blade Type	Code No.	Shelf Pack
			Width	Length					
YB210CM	0061821004	Carded	10 mm	10 m	357	1	RYB210CM	0064021004	1
YB220CM	0061822004	Carded	10 mm	20 m	602	1	RYB220CM	0064022004	1
YB230CM	0061823004	Carded	10 mm	30 m	762	1	RYB230CM	0064023004	1
YB250CM	0061825004	Carded	10 mm	50 m	1136	1	RYB250CM	0064025004	1
HY210CM	0061921031	Carded	10 mm	10 m	362	1	RHY210CM	0064221031	1
HY220CM	0061922031	Carded	10 mm	20 m	606	1	RHY220CM	0064222031	1
HY230CM	0061923031	Carded	10 mm	30 m	740	1	RHY230CM	0064223031	1
HY250CM	0061925031	Carded	10 mm	50 m	1134	1	RHY250CM	0064225031	1
YB210CME	0061821015	Carded	10 mm/ ³ / ₈ "	10 m/33'	370	1	RYB210CME	0064021015	1
YB220CME	0061822015	Carded	10 mm/ ³ / ₈ "	20 m/66'	621	1	RYB220CME	0064022015	1
YB230CME	0061823015	Carded	10 mm/ ³ / ₈ "	30 m/100'	780	1	RYB230CME	0064023015	1
YB250CME	0061825015	Carded	10 mm/ ³ / ₈ "	50 m/150'	1165	1	RYB250CME	0064025015	1
HY210CME	0061921041	Carded	10 mm/ ³ / ₈ "	10 m/33'	367	1	RHY210CME	0064221041	1
HY220CME	0061922041	Carded	10 mm/ ³ / ₈ "	20 m/66'	616	1	RHY220CME	0064222041	1
HY230CME	0061923041	Carded	10 mm/ ³ / ₈ "	30 m/100'	776	1	RHY230CME	0064223041	1

Special

- High-impact ABS case with non-slip grip
- Smooth wind-in mechanism
- Pocket shaped
- Belt clip
- With hang-up hole



Type / Code No.	Packed	Blade Size		Weight g	Replacement Blade Type / Code No.
		Width	Length		
LS10CM	Carded	13 mm	10 m	250	RF10CM
LS20CM	Carded	13 mm	20 m	370	RF20CM
LS30CM	Carded	13 mm	30 m	518	RF30CM
LS10CME	Carded	13 mm / 1/2"	10 m/33'	250	RF10CME
LS20CME	Carded	13 mm / 1/2"	20 m/66'	370	RF20CME
LS30CME	Carded	13 mm / 1/2"	30 m/100'	518	RF30CME

Available from July 2006

50 Footer

- Durable ABS case in Hi-Viz® orange is easy to find on the job site.
- Shock-resistant case with anti-slip covering.
- Virtually unbreakable Quad Hook, 4 rivets for extra strength.
- Lufkin roll technology permits integration of long tapes into pocket tape measures.
- Smooth running tape return
- Ergonomically shaped
- Removable belt clip
- Blade of EL15CMR is fitted with hook and ring.



Type	Code No.	Packed	Blade Size		Weight g	Shelf Pack	Replacement Blade Type	Code No.	Shelf Pack
			Width	Length					
EL15CMR	0061815014	Carded	25 mm	15 m	480	6	-	-	-

Pro Series Speedwinder Tapes



- 3:1 Gear ratio for fast blade retrieval.
- Precise, easy to read black and red blade markings.
- High-impact ABS case with non-slip grip.

Type / Code No.	Packed	Blade Size		Weight g	Replacement Blade Type / Code No.
		Width	Length		
SW20CM	Carded	10 mm	20 m	422	SWR20CM
SW30CM	Carded	10 mm	30 m	530	SWR30CM
SW20CME	Carded	10 mm / 3/8"	20 m / 66'	422	SWR20CME
SW30CME	Carded	10 mm / 3/8"	30 m / 100'	530	SWR30CME

Available from July 2006

Pro Series Frame Tapes



- Unique pistol grip design
- Smooth wind-in mechanism
- Compact design fits into a tool chest.
- Steel blade will not stretch.

Type / Code No.	Packed	Blade Size		Weight g	Replacement Blade Type / Code No.
		Width	Length		
FT30CM	Carded	13 mm	30 m	648	RF30CM
FT50CM	Carded	13 mm	50 m	850	RF50CM
FT30CME	Carded	13 mm / 1/2"	30 m / 100'	648	RF30CME
FT50CME	Carded	13 mm / 1/2"	50 m / 150'	850	RF50CME

Available from July 2006

Hi-Viz® Linear Reel

- Lightweight open reel is easy to handle and rewind.
- Line does not collect dirt in case.
- Hi-Viz® orange case



Code No.	Packed	Blade Size		Weight g	Shelf Pack	Replacement Blade
		Width	Length			
HY1730CME	Carded	1/2" (13 mm)	100' (30 m)	540	1	-

Hi-Viz® Linear Reel

- Lightweight open reel is easy to handle and rewind.
- Line does not collect dirt in case.
- Hi-Viz® orange case



Code No.	Packed	Blade Size		Weight g	Shelf Pack	Replacement Blade
		Width	Length			
HY1750CME	Carded	1/2" (13 mm)	164' (50 m)	790	2	-

Hi-Viz® Linear Reel

- Sturdy open case
- Long handle for fast and effortless rewinding.
- Hi-Viz® orange case



Code No.	Packed	Blade Size		Weight g	Shelf Pack	Replacement Blade
		Width	Length			
HY17100CME	Carded	1/2" (13 mm)	328' (100 m)	1520	2	-

Premiums

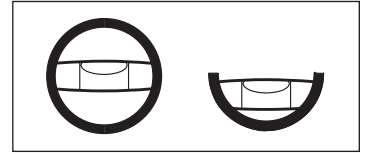
Lufkin® specialties have never looked this good. New designs and Hi-Viz® colours make the world's best quality tape the first choice of your customers when they want to display a little quality and colour of their own. The Lufkin® reputation for quality imprinting and reliable delivery made these the most sought after products around. Check out the full line and call your CooperTools representative today. All measuring tapes described on pages 86–94 are also available as premiums. Please ask for our catalogue.



Spirit Levels

Always reliable – perfect use


The barrel-shaped bubble tubes are made of impact resistant Plexiglas and leak resistant. They are permanently fitted, adjusted in accordance with standards and selected via video controlling. The alignment of the bubble tubes cannot be changed later by the user.




1. Spirit Level Bodies

The hammers indicate the amount of loading that can be applied to the body of the spirit level.

3 Hammers = high loading



2 Hammers = medium loading

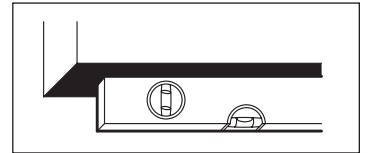
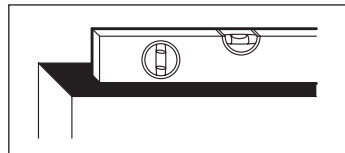


1 Hammer = moderate loading



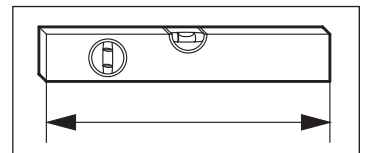
2. Precision

The precision is given for normal and vertical measurements.



3. Length

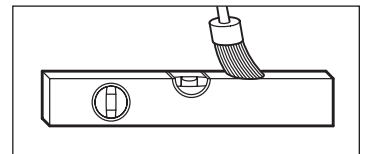
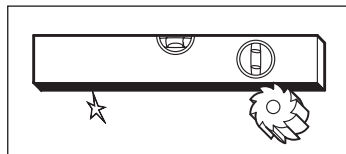
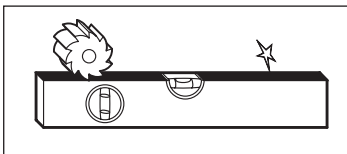
The length of the spirit level is given in cm and inches.



4. Measuring Surface

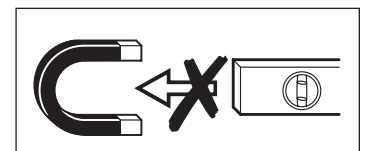
Milled measuring surfaces make it possible to lay the spirit level flat.

This is all the more important, the smaller the spirit level.



5. Magnet

Spirit level with magnet in the measuring surface. Offers good adhesion.



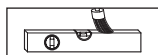
L 10



- Accuracy: In normal position $0,057^\circ = 1,0 \text{ mm/m}$
- Light metal extruded box-section with smooth faces.
- Electrostatic powder coating



$0,057^\circ = 1,0 \text{ mm/m}$



Type	Code No.	Length cm
L 10-30	0069900200	30
L 10-40	0069900201	40
L 10-50	0069900202	50
L 10-60	0069900203	60
L 10-80	0069900204	80
L 10-90	0069900205	90
L 10-100	0069900206	100
L 10-120	0069900207	120
L 10-150	0069900208	150
L 10-180	0069900209	180
L 10-200	0069900210	200


L 10A



- Accuracy: In normal position $0,057^\circ = 1,0 \text{ mm/m}$
- Tolerance of the angle measuring device: $\pm 0,3^\circ$
- L 10A as Type L 10, but with angle measuring device



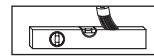
$0,057^\circ = 1,0 \text{ mm/m}$



Type	Code No.	Length cm
L 10A-40	0069900212	40
L 10A-60	0069900214	60
L 10A-80	0069900215	80
L 10A-100	0069900217	100
L 10A-120	0069900218	120

- 1 Milled working face (up to length 120 cm)
- Accuracy:
In normal position $0,029^\circ = 0,5 \text{ mm/m}$
Vial-down position $0,043^\circ = 0,75 \text{ mm/m}$
- Very strong light metal extruded box section with smooth faces.
- Electrostatic powder coating
- With 2 vertical vials


 $0,029^\circ = 0,5 \text{ mm/m}$

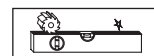
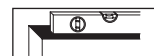
 $0,043^\circ = 0,75 \text{ mm/m}$

 $\leq 120 \text{ cm}$

 $\approx 150 \text{ cm}$


Type	Code No.	Length cm
L 50V-40	0069900256	40
L 50V-50	0069900323*	50
L 50V-60	0069900257	60
L 50V-80	0069900258	80
L 50V-90	0069900368*	90
L 50V-100	0069900259	100
L 50V-120	0069900260	120
L 50V-150	0069900261*	150
L 50V-180	0069900262*	180
L 50V-200	0069900263	200

*Discontinued, while quantity lasts

- 1 Milled working face
- Accuracy:
In normal position $0,029^\circ = 0,5 \text{ mm/m}$
Vial-down position $0,043^\circ = 0,75 \text{ mm/m}$
- Tolerance of the angle measuring device: $\pm 0,3^\circ$
- With strong magnets and angle measuring device.


 $0,029^\circ = 0,5 \text{ mm/m}$

 $0,043^\circ = 0,75 \text{ mm/m}$


Type	Code No.	Length cm
L 50MA-40	0069900328	40
L 50MA-60	0069900329	60

L 90



- 1 Milled working face
- Accuracy:
In normal position $0,029^\circ = 0,5 \text{ mm/m}$
Vial-down position $0,043^\circ = 0,75 \text{ mm/m}$
- Pressure die-cast light metal alloy. Electrostatic powder coating. Measuring face at the ends protected by slightly overlapping body. The design is highly shock absorbent.

Type	Code No.	Length cm
L 90-40	0069900280*	40
L 90-50	0069900281*	50
L 90-60	0069900282*	60
L 90-80	0069900283*	80

*Discontinued, while quantity lasts



**Files, Saws, and
Multi-Purpose Tools**

Nicholson™

Nicholson™ Table of Contents

Contents	Page No.
File Terminology	103
Handled Files	104–105
American Pattern Files	106–120
American Pattern Rasps	121–124
X.F.® Files – Swiss Pattern Files	124–127
Curved Tooth Files	128–129
Miscellaneous Tools	130–131
File Sets	131–132
Multi Purpose Tools	133–135
Holesaws	136–146
Hand Hacksaw Frames	147–148
Saw Blades	149–150
Nicholson® Numerical Index	232

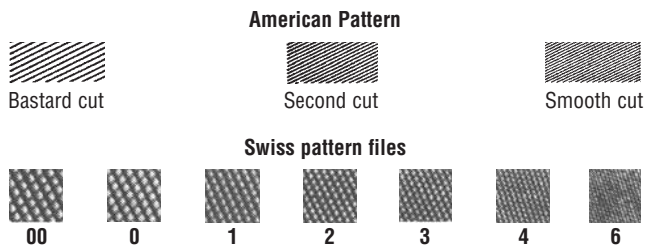
Safety Precautions



Always wear safety glasses.
Warn workers nearby to stay clear before you make each cut.

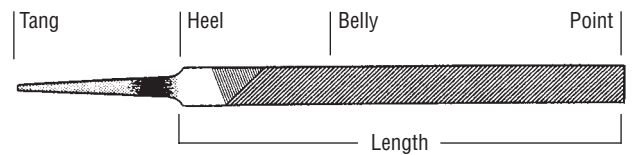
File Terminology

Coarseness



- Work to be accomplished, roughing or finishing, will determine type of teeth and coarseness for each application.
- Most American pattern files are available with 3 grades of cut: bastard-cut, second-cut and smooth-cut.
- Swiss pattern files are available in seven cuts: No. 00, 0, 1, 2, 3, 4, and 6
- The degree of coarseness is greater in longer files, but differences between bastard, second and smooth are proportionate.

Length



- Length is measured exclusive of tang, from point to heel, unless specified otherwise.
- Desired stroke length, type of material and size will determine length required.

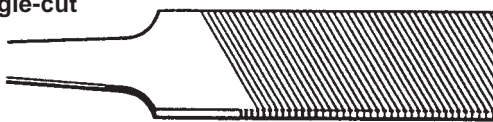
Shape



- Area to be filed will determine specific cross-section (round, square, flat, etc.) to be used.

Kinds of Teeth

Single-cut



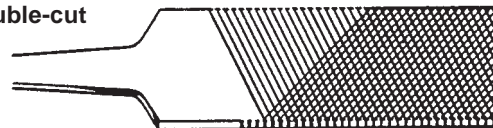
- Single set of parallel, diagonal rows of teeth.
- Single-cut files are often used with light pressure to produce a smooth surface finish or to put a keen edge on knives, shears or saws.

Rasp-cut



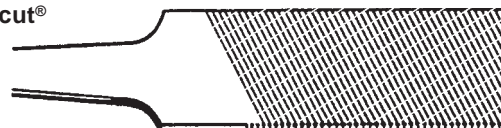
- Series of individual teeth which are formed by a single-pointed tool.
- Produces a rough cut that is used primarily on wood, hooves, aluminum and lead.

Double-cut



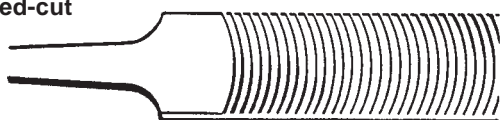
- 2 sets of diagonal rows of teeth.
- Second set of teeth cut in opposite diagonal direction and on top of the first set.
- First set of teeth is known as the overcut, second is known as upcut.
- Upcut is finer than overcut.
- Double-cut file is used with heavier pressure than the single-cut and removes material faster from the workpiece.

Magicut®



- Single cut teeth divided by angular serrations into shorter cutting edges, which free themselves readily from chips and perform roughing and smoothing at the same time.

Curved-cut



- Teeth arranged in curved contours across the file face.
- Curved-cut file is normally used in automotive body shops for smoothing body panels.

Files with Ergonomic Handles



- Rubber coating and rounded shape eliminates pressure points.
- Flared neck, raised ribs, and wide middle section keep your hand from slipping and provides maximum comfort and control.
- Rear taper allows your hand to lock securely around the handle, increasing push force.
- Hang hole for easy storage.

Length		Cut	Packed	Code No.	Weight g	Shelf Pack
Inch	mm					
HAND						
6	150	Bastard	Carded	0016100601	104	6
6	150	2nd cut	Carded	0016100602	104	6
6	150	Smooth	Carded	0016100603	110	6
8	200	Bastard	Carded	0016100801	140	6
8	200	2nd cut	Carded	0016100802	140	6
8	200	Smooth	Carded	0016100803	215	6
10	250	Bastard	Carded	0016101001	350	6
10	250	2nd cut	Carded	0016101002	350	6
10	250	Smooth	Carded	0016101003	350	6
12	300	Bastard	Carded	0016101201	520	6
12	300	2nd cut	Carded	0016101202	530	6
12	300	Smooth	Carded	0016101203	520	6
HAND MAGICUT						
8	200	Magicut	Carded	0016110800	196	6
10	250	Magicut	Carded	0016111000	344	6
HALFROUND						
6	150	Bastard	Carded	0016300601	92	6
6	150	2nd cut	Carded	0016300602	99	6
6	150	Smooth	Carded	0016300603	98	6
8	200	Bastard	Carded	0016300801	176	6
8	200	2nd cut	Carded	0016300802	174	6
8	200	Smooth	Carded	0016300803	169	6
10	250	Bastard	Carded	0016301001	310	6
10	250	2nd cut	Carded	0016301002	296	6
10	250	Smooth	Carded	0016301003	318	6
12	300	Bastard	Carded	0016301201	487	6
12	300	2nd cut	Carded	0016301202	506	6
12	300	Smooth	Carded	0016301203	505	6
ROUND						
6	150	Bastard	Carded	0016500601	68	6
6	150	2nd cut	Carded	0016500602	68	6
6	150	Smooth	Carded	0016500603	94	6
8	200	Bastard	Carded	0016500801	102	6
8	200	2nd cut	Carded	0016500802	102	6
8	200	Smooth	Carded	0016500803	101	6
10	250	Bastard	Carded	0016501001	180	6
10	250	2nd cut	Carded	0016501002	180	6
10	250	Smooth	Carded	0016501003	198	6
12	300	Bastard	Carded	0016501201	338	6
12	300	Smooth	Carded	0016501203	335	6

Files with Ergonomic Handles

Length		Cut	Packed	Code No.	Weight g	Shelf Pack
Inch	mm					
SQUARE						
6	150	Bastard	Carded	0016400601	75	6
6	150	2nd cut	Carded	0016400602	81	6
8	200	Bastard	Carded	0016400801	112	6
8	200	2nd cut	Carded	0016400802	120	6
8	200	Smooth	Carded	0016400803	126	6
10	250	Bastard	Carded	0016401001	230	6
10	250	2nd cut	Carded	0016401002	218	6
10	250	Smooth	Carded	0016401003	199	6
THREESQUARE						
6	150	Bastard	Carded	0016600601	117	6
6	150	2nd cut	Carded	0016600602	119	6
6	150	Smooth	Carded	0016600603	125	6
8	200	Bastard	Carded	0016600801	190	6
8	200	2nd cut	Carded	0016600802	217	6
10	250	2nd cut	Carded	0016601002	350	6
WARDING						
6	150	Bastard	Carded	0016900601	80	6
6	150	2nd cut	Carded	0016900602	65	6
MILL BLUNT 1 RE (1 Round Edge)						
6	150	2nd cut	Carded	0015170602	82	6
8	200	2nd cut	Carded	0015170802	144	6
10	250	2nd cut	Carded	0015171002	290	6
12	300	2nd cut	Carded	0015171202	434	6
MILL BLUNT 2 RE (2 Round Edges)						
6	150	2nd cut	Carded	0015180602	82	6
8	200	2nd cut	Carded	0015180802	144	6
10	250	2nd cut	Carded	0015181002	290	6
SLIM TAPER						
6	150	Single cut	Carded	0015090600	104	6
REGULAR TAPER						
6	150	Single cut	Carded	0015000600	123	6
HANDY FILE						
8	200	Single and double cut	Carded	0017310800	226	6
WOODCRAFT RASP						
8	200	Rasp and file cut	Carded	0017000800	258	6
WOOD RASP HALFROUND						
8	200	Bastard	Carded	0017140801	172	6
WOOD RASP ROUND						
8	200	Bastard	Carded	0017130800	115	6
CABINET RASP REGULAR						
8	200	2nd cut	Carded	0017090801	168	6
10	250	2nd cut	Carded	0017091001	248	6
12	300	2nd cut	Carded	0017091201	470	6
HANDLE ONLY						
with 5 inserts / adapters			Carded	0010000150	90	6

File Sets see page 131–132

Aluminum Files – Type “A” Flat



- Special tooth construction eliminates clogging when filing aluminum.
- Flat shape
- Double-cut
- All sizes have same number of teeth per inch.
- Smooth finish obtained by using shearing cut toward left.

Inch	Length		Packed	Code No. Made in USA	Code No. Made in Brazil	Weight per doz. g	Shelf Pack
	Inch	mm					
8		200	Boxed	00024	0012030800*	1361	12
10		250	Boxed	00047	0012031000*	3289	6

*Discontinued, while quantity lasts

Aluminum Files – Type “A” Half Round



- Special tooth construction eliminates clogging when filing aluminum.
- Half-round shape
- Double-cut
- Smooth finish obtained by using shearing cut toward left.

Inch	Length		Packed	Code No.	Weight per doz. g	Shelf Pack
	Inch	mm				
10		250	Boxed	00161	2608	6

Bodifiles



- For those who work on automobile bodies, particularly in blending solder with sheet metal.
- Rectangular shape
- Files have teeth on convex side only.
- Files have offset tangs for knuckle clearance in filing large sheet metal surfaces.
- D/C refers to double-cut
- For fine finishing steel surfaces.

Type	Teeth per Inch	Size Inch x Inch	Packed	Code No.	Bend "R" Inch	mm	Weight per doz. g	Shelf Pack
50-404 D/C	20	1 11/32" x 5/16"–14 Flat Bent	Boxed	03184	196	4981	7541	6

Cabinet Files



- Used by cabinetmakers and woodworkers.
- Files are half-round in section.
- Teeth are slightly finer than those of wood files.
- Radius is larger and thinner than regular half-round files.

Length		Packed	Code No.	Weight per doz. g	Shelf Pack
Inch	mm				
10	250	Boxed	01260	2466	6

Cantsaw Files



- Used for sharpening crosscut saws with "M" teeth, circular saws and saw teeth with less than 60° angle.
- Triangular shape
- Single-cut
- Edges set and cut
- Same number of teeth per inch as mill bastard files of equivalent length.
- Supplied with "cut back"

Length		Packed	Code No.	Weight per doz. g	Shelf Pack
Inch	mm				
6	150	Boxed	01327	652	12

Chain Saw Files – Round Smooth



- Round shape
- Smooth-cut
- Carded files, 3 files on card

Length		Diameter		Type	Code No.	Packed	Weight per Shelf Pack g	Shelf Pack
Inch	mm	Inch	mm					
6	150	1/8	3,20	610	0011266100	Boxed	90	6
6	150	9/64	3,60	615	0011266150	Boxed	110	6
6	150	5/32	4,00	620	0011266200	Boxed	120	6
6	150	5/32	4,00	620	0015266200	Carded	260	4
8	200	5/32	4,00	825	0011268250	Boxed	130	6
8	200	11/64	4,50	827	0011268270	Boxed	150	6
8	200	11/64	4,50	827	0015268270*	Carded	380	4
8	200	3/16	4,80	83	0011268300	Boxed	180	6
8	200	3/16	4,80	83	0015268300	Carded	440	4
8	200	13/64	5,20	832	0011268320	Boxed	210	6
8	200	7/32	5,60	835	0011268350	Boxed	240	6
8	200	7/32	5,60	835	0015268350	Carded	560	4
8	200	1/4	6,40	84	0011268400	Boxed	260	6

*Discontinued, while quantity lasts

Chain Saw Files – Flat



- Used for cutter-raker type (2 round edges) chain saw.
- Rectangular shape

Type	Length		Packed	Code No.	Weight per doz. g	Shelf Pack
	Inch	mm				
16	6	150	Boxed	0011251600	767	12
18	8	200	Boxed	0011251800*	1304	12

*Discontinued, while quantity lasts

Crosscut – Great American



- Used for sharpening saws of Great American type and varieties of crosscut saws.
- Triangular shape
- Single-cut
- Rounded back and thin edge are cut.
- Same number of teeth per inch as mill bastard files of equivalent length.
- Rounded back used to deepen rounded gullets of saw teeth.

Length		Packed	Code No.	Weight per doz. g	Shelf Pack
Inch	mm				
8	200	Boxed	02435	1474	12
10	250	Boxed	02465	2835	12

Double Ender Files



- Triangular shape
- Sides and edges are single-cut from points to center giving full use of file.
- All files supplied with handles.
- Single-cut

Length		Packed	Code No.	Weight per doz. g	Shelf Pack
Inch	mm				
6	150	Boxed	02884M	312	12
7	175	Boxed	02905M	369	12
8	200	Boxed	02926M	567	12

Farmer's Own Files



- General purpose file suited for agricultural use.
- Rectangular shape
- Single-cut
- Safe edges
- Length measured exclusive of handle.
- Convenient hang up hole

Length		Packed	Code No.	Code No.	Weight per doz. g	Shelf Pack
Inch	mm		Made in USA	Made in Brazil		
8	200	Boxed	06649	0013290800*	2155	12
10	250	Boxed	06668	0013291000*	4508	12

*Discontinued, while quantity lasts

Flat Files



- Used by machinists, machinery builders, ship and engine builders, repairman and others who require rapid removal of metal.
- Rectangular in cross section and taper slightly towards point in width.
- Double-cut on sides, single-cut on edges.
- American pattern, available in bastard, second and smooth-cut.
- Boxed

Length		Bastard Cut Code No.		Second Cut Code No.		Smooth Cut Code No.		Weight per doz. g	Shelf Pack
Inch	mm	Made in USA	Made in Brazil	Made in USA	Made in Brazil	Made in USA	Made in Brazil		
4	100	–	0012000401*	03401	0012000402*	03434	0012000403*	255	12
6	150	03467	0012000601	03500	0012000602	03533	0012000603*	709	12
8	200	03566	0012000801	03599	0012000802	03632	0012000803*	1701	12
10	250	03665	0012001001	03698	0012001002	03731	0012001003*	3261	6
12	300	03764	0012001201*	03797	0012001202*	03830	0012001203*	5103	6
14	350	03863	0012001401*	03896	0012001402*	03929	0012001403*	7541	6

*Discontinued, while quantity lasts

Half Round Files



- Used on concave, convex and flat surfaces.
- Rounded on 1 side, flat on opposite.
- Backs of all half-round bastard files are double-cut.
- Backs of all half-round second-cut files longer than 6" are double-cut.
- Backs of all 4 and 6" files are single-cut.
- Backs of all half-round smooth files are single-cut.
- Flat sides of all half-round files are double-cut.
- Boxed

Length		Bastard Cut Code No.		Second Cut Code No.		Smooth Cut Code No.		Weight per doz. g	Shelf Pack
Inch	mm	Made in USA	Made in Brazil	Made in USA	Made in Brazil	Made in USA	Made in Brazil		
4	100	04695	0012300401	04729	0012300402	04762	0012300403	284	12
6	150	04795	0012300601	04828	0012300602	04861	0012300603	709	12
8	200	04896	0012300801	04927	0012300802	04960	0012300803	1503	12
10	250	04995	0012301001	05026	0012301002	05059	0012301003	2750	6
12	300	05094	0012301201	05125	0012301202	05158	0012301203	4763	6
14	350	05194	–	05225	–	05258	–	7371	6

Hand Files



- Rectangular shape
- Double-cut
- 1 safe edge
- Same coarseness as flat files of corresponding lengths.
- Boxed

Length		Bastard Cut Code No.		Second Cut Code No.		Smooth Cut Code No.		Weight per doz. g	Shelf Pack
Inch	mm	Made in USA	Made in Brazil	Made in USA	Made in Brazil	Made in USA	Made in Brazil		
4	100	05652	0012100401	05675	0012100402	05698	0012100403	397	12
6	150	05738	0012100601	05771	0012100602	05804	0012100603	794	12
8	200	05853	0012100801	05886	0012100802	05919	0012100803	1758	12
10	250	05968	0012101001	06001N	0012101002	06034	0012101003	3402	6
12	300	06084	0012101201	06117	0012101202	06150	0012101203	7768	6
14	350	06198	-	-	-	-	-	7836	6

Knife Files



- Used primarily by tool and die makers with work having acute angles.
- Triangular shape
- Double-cut on sides, single-cut on sharp edge.
- Knife files are supplied with safe backs.
- Boxed

Length		Bastard Cut Code No.		Second Cut Code No.		Smooth Cut Code No.		Weight per doz. g	Shelf Pack
Inch	mm	Made in USA	Made in Brazil	Made in USA	Made in Brazil	Made in USA	Made in Brazil		
4	100	06711	0012700401*	06742	-	06773	0012700403	170	12
6	150	06804	0012700601	06836	0012700602	06867	0012700603	539	12
8	200	06898	0012700801	06930	0012700802	06961	0012700803	1134	12
10	250	06992	0012701001	07023	0012701002	07054	0012701003*	2098	12

*Discontinued, while quantity lasts

Long Angle Lathe Files - Bastard



- Rapid, free cutting files designed for lathe filing.
- Rectangular shape
- Single-cut
- Safe edges to protect shoulder or dog.
- Made on flat blanks in bastard-cut.
- Cut faster than regular mill files and leave smoother finish.
- Boxed

Length		Code No.	Weight per doz. g	Shelf Pack
Inch	mm			
10	250	07657	3260	6
12	300	07688	5103	6
14	350	07719	7541	6

Long Angle Lathe Files - Fine



- Specially designed for finishing rapid stock removal on lathe work.
- Rectangular shape
- Safe edges
- Cut faster than regular mill files and leave smoother finish.
- Boxed

Length		Code No. Made in USA	Code No. Made in Brazil	Weight per doz. g	Shelf Pack
10	250	07842	0012191002*	1730	6
12	300	07851	-	2638	6
14	350	07863	-	3998	6

*Discontinued, while quantity lasts

Magicut® Files - Flat



- Used by machinists as all-purpose file to remove stock rapidly and to leave a smooth finish.
- Tapered point in width
- File features a pattern of narrow chip breakers created by steep and angled serrations for rapid removal and smoother finish.
- Boxed

Length		Code No.	Weight per doz. g	Shelf Pack
Inch	mm			
8	200	07894	1701	12
10	250	07917	3260	6
12	300	07941	5103	6

Magicut® Files - Hand



- Used by machinists as all-purpose file to remove stock rapidly and to leave a smooth finish.
- Rectangular shape
- Parallel edges full length
- File features a pattern of narrow chip breakers created by steep and angled serrations for rapid removal and smoother finish.
- Boxed

Length		Code No.	Weight per doz. g	Shelf Pack
Inch	mm			
8	200	0012110800	1740	12
10	250	0012111000	3360	6

Mill Blunt Files



- Used for sharpening mill or circular saws.
- Also for draw-filing and finishing metals.
- Rectangular shape
- Single-cut on sides and edges.
- 1 or 2 round edges and parallel edges.
- Boxed

Length		Type	Two Square Edges	One Round Edge	Two Round Edges	Weight per doz.	Shelf
Inch	mm	Cut	Code No.	Code No.	Code No.	g	Pack
6	150	Bastard	0011160601*	–	–	600	12
8	200	Bastard	0011160801	–	–	1320	12
10	250	Bastard	0011161001	–	–	2640	12
12	300	Bastard	0011161201*	–	–	4440	6
8	200	2nd cut	0011160802	–	–	1380	12
12	300	2nd cut	0011161202*	–	–	4380	6
6	150	2nd cut	–	0011170602	–	600	12
8	200	2nd cut	–	0011170802*	–	1320	12
10	250	2nd cut	–	0011171002	–	2580	12
12	300	2nd cut	–	0011171202	–	4320	6
6	150	2nd cut	–	–	0011180602	540	12
8	200	2nd cut	–	–	0011180802	1320	12
10	250	2nd cut	–	–	0011181002	2400	12

*Discontinued, while quantity lasts (0011170802 will be replaced by 10165)

Pillar File



- Used mostly by machinists for filing slots and keyways.
- Similar to hand files but narrower.
- Rectangular cross section
- 1 safe edge

Length		Packed	Type Cut	Code No.	Weight per doz.	Shelf
Inch	mm				g	Pack
8	200	Boxed	Bastard	11118	1673	12

Square Files



- Used on slots, keyways and general surface filing.
- Square shape
- Double-cut
- Tapered slightly towards point
- Larger sizes frequently preferred to corresponding flat files because of heavier section and 4 filing surfaces.
- Boxed

Length		Width		Bastard Cut Code No.		Second Cut Code No.		Smooth Cut Code No.		Weight per doz. g	Shelf Pack
Inch	mm	Inch	mm	Made in USA	Made in Brazil	Made in USA	Made in Brazil	Made in USA	Made in Brazil		
4	100	5/32	4	12790	0012400401	–	12824	12857	0012400403	113	12
5	125	3/16	5	–	0012400501	–	0012400502	–	0012400503	240	12
6	150	1/4	6	12967	0012400601	–	13000N	13033	0012400603	482	12
8	200	5/16	8	13081	0012400801	–	13114	–	13147	879	12
10	250	3/8	10	–	13196	13229	0012401002	13262	0012401003	1758	12
12	300	1/2	13	13310	0012401201	–	13343	13376	0012401203*	3799	6

*Discontinued, while quantity lasts

Round Files



- Primarily used to file circular openings or concave surfaces.
- Round shape
- All 4, 5, 6, 8, 10, 12" files are single-cut
- 14" bastard file is double-cut
- Tapered slightly towards point
- Boxed

Length		Diameter		Bastard Cut Code No.	Second Cut Code No.	Smooth Cut Code No.	Weight per doz. g	Shelf Pack
Inch	mm	Inch	mm					
4	100	1/8	3	0012500401	0012500402	0012500403	113	12
5	125	3/16	5	11637	–	0012500503	255	12
6	150	1/4	6	0012500601	11748	0012500603	397	12
8	200	5/16	8	0012500801	11936	0012500803	624	12
10	250	3/8	10	12019	0012501002	12084	1446	12
12	300	1/2	13	0012501201	12166	0012501203	3090	6
14	350	5/8	16	12248	–	–	5415	6

Taper (Triangular) Saw Files

Number of Saw Points	Files Recommended
5	7"/178 mm Taper Regular
5 1/2	7"/178 mm Taper Regular
6	7"/178 mm or 8"/200 mm Slim
7	6"/150 mm or 7"/178 mm Slim
8	6"/150 mm Slim
	7"/178 mm Extra Slim
	8"/200 mm Double Extra Slim
9	6"/150 mm Extra Slim
	7"/178 mm Double Extra Slim
10	5"/127 mm or 6"/150 mm Extra Slim
11	5"/127 mm Extra Slim
	6"/150 mm Double Extra Slim
12	5"/127 mm Extra Slim
13 and 14	5"/127 mm Double Extra Slim
15 and 16	4"/102 mm Double Extra Slim

- Made for filing saws with 60° angle teeth
- Triangular shape
- Single-cut
- Edges set and cut for filing gullets between saw teeth.
- In filing handsaws, it is important to select the right file.
- In general, the table lists suggested size and type of file that will give best results.

Taper Files – Regular and Heavy



- Triangular shape
- Boxed

- Edges set and cut for filing gullets between saw teeth.
- Tapers slightly towards the point.

Length		Code No.	Code No.	Weight per doz.	Shelf
Inch	mm	Made in USA	Made in Mexico	g	Pack
Regular					
3 1/2	88	-	0011000350	180	12
4	100	13727M	0011000400	311	12
4 1/2	113	13750M	0011000450	425	12
5	125	13772M	0011000500	567	12
6	150	13807	0011000600	907	12
7	175	13841	0011000700	1332	12
8	200	13875	0011000800	1956	12
10	250	13930	0011001000*	3402	12
Heavy					
7	175	-	0011070700	1680	12
8	200	-	0011070800	2400	12

* Made in Brazil

Taper Files - Slim



- Triangular shape
- Boxed

- Edges set and cut for filing gullets between saw teeth.

Length		Code No.	Code No.	Weight per doz.	Shelf
Inch	mm	Made in USA	Made in Mexico	g	Pack
4	100	14106	0011090400	170	12
4 1/2	113	14139	0011090450	226	12
5	125	14162	0011090500	255	12
6	150	14224	0011090600	482	12
7	175	14255	0011090700	765	12
8	200	14290	0011090800*	1191	12

*Made in Brazil

Taper Files - Extra Slim



- Triangular shape
- Boxed

- Edges set and cut for filing gullets between saw teeth.

Length		Code No.	Code No.	Weight per doz.	Shelf
Inch	mm	Made in USA	Made in Mexico	g	Pack
4	100	14547	0011100400	113	12
4 1/2	113	14579	0011100450*	141	12
5	125	14599	0011100500	170	12
6	150	14665	0011100600	312	12
7	175	14698	0011100700	539	12
8	200	14729	0011100800*	851	12

*Made in Brazil

Taper Files - Double Extra Slim



- Triangular shape
- Boxed

- Edges set and cut for filing gullets between teeth.

Length		Packed	Code No.	Weight per doz.	Shelf
Inch	mm			g	Pack
4	100	Boxed	0011120400	82	12
5	125	Boxed	0011120500	142	12

Taper Files – Bandsaw Regular and Heavy



- For filing and sharpening bandsaws.
- Triangular shape
- Edges set and cut for filing gullets between saw teeth.
- Boxed

Length		Code No.	Weight per doz. g	Shelf Pack
Inch	mm			
Regular				
5	125	0011010500	540	12
6	150	0011010600	900	12
7	175	0011010700	1320	12
8	200	0011010800	1920	12
Heavy				
6	150	0011080600	1080	12
7	175	0011080700	1640	12
8	200	0011080800	2360	12

Taper Files – Machine Bandsaw Blunt



- File is blunt over the whole body length.
- Triangular shape
- Edges set and cut for filing gullets between saw teeth.
- Boxed

Length		Code No.	Weight per doz. g	Shelf Pack
Inch	mm			
8,5	210	0011060850	1980	12

Three Square Files



- For general use by machinists for filing internal angles more acute than right angles, clearing out square corners and filing taps and gutters.
- Triangular shape
- Double-cut
- Sharp corners are slightly set and cut.
- Cut to the point
- Boxed

Length		Bastard Cut Code No.		Second Cut Code No.		Smooth Cut Code No.		Weight per doz. g	Shelf Pack
Inch	mm	Made in USA	Made in Brazil	Made in USA	Made in Brazil	Made in USA	Made in Brazil		
4	100	15803M	0012600401	–	0012600402	–	0012600403	340	12
5	125	–	0012600501	–	0012600502	–	0012600503	540	12
6	150	15925	0012600601	15958	0012600602	15991	0012600603	879	12
8	200	16036	0012600801	16069	0012600802	16102	0012600803	1928	12
10	250	16147	0012601001	16180	0012601002	–	16213	3402	12
12	300	16258	0012601201	16291	0012601202	–	0012601203	5216	6

Tungsten Point Files



- Designed for dressing distributor points that are tipped with tungsten, iridium and similar metals.
- Thin rectangular shape
- Double-cut
- 5 1/4" overall
- Chisel tip of file enters slots or gaps easily.
- Approximate size 5/16" / 8 mm x 0,044" / 1,10 mm.
- Available with attractive carded display.
- Code No. 02381 contains 12 files.

Length		Packed	Code No.	Weight per doz. g	Shelf Pack
Inch	mm				
5 1/4	133	Boxed	02373	1134	12
5 1/4	133	12/cd	02381	1588	12

Warding Files



- Used primarily by locksmiths in repairing and filing ward notches in keys.
- Thin rectangular shape
- Double-cut on sides, single-cut on edges
- Also suited for use in narrow spaces where other files will not fit.

Length		Bastard Cut Code No.	Second Cut Code No.	Smooth Cut Code No.	Weight per doz. g	Shelf Pack
Inch	mm					
4	100	16507	16540	16573	142	12
6	150	16663	16696	16729	369	12
8	200	16761	16794	16827	737	12

Cabinet Rasps



- Used by cabinetmakers and woodworkers.
- Half-round
- Single-cut on edges
- Curved side of rasps similar to half-round rasps but has larger radius.
- Boxed

Length Inch	mm	Regular (Second Cut) Code No.		Weight per doz. g	Shelf Pack
		Made in USA	Made in Brazil		
8	200	-	0013090801	1361	12
10	250	17683	0013091001	2466	6
12	300	17751	0013091201	4224	6

Horse Rasp - Plain 1/2 File



- Some farriers prefer this thin fine-toothed rasp for shoeing racetrack, riding horses and ponies.
- Plain horse rasps are double-ended with rasp teeth on 1 side, file teeth on opposite.
- Rectangular shape
- Boxed

Length Inch	mm	Type	Code No.	Weight per doz. g	Shelf Pack
14	350	Regular	17903	8902	6

Farrier's Handy Rasp



- Rectangular shape
- Single-cut on edges
- Comfortable cushion grip at point and handle.
- Rasp teeth on 1 side, file teeth on opposite.
- Rasp cut is 6 teeth per row (other horse rasps have 5 teeth per row).
- Body is the same as the 14" Plater's Special.
- Boxed

Length Inch	mm	Code No.	Weight per doz. g	Shelf Pack
14	350	18155	8591	5

Horse Rasps - Tanged



- Rectangular shape
- Single-cut on edges
- Tanged
- Rasp teeth on 1 side, file teeth on opposite.
- Thicker than Plater's Special – ideal for hot rasping.
- Boxed

Length		Code No.	Weight per doz. g	Shelf Pack
Inch	mm			
12	300	18035	8165	6
14	350	18057	12020	6

Farrier Rasp - Double Extra Thin



- Primarily for race track and other horses with light shoes.
- Both sides are safe 7/8" / 22 mm at point.
- Rasp teeth on 1 side, file teeth on opposite.
- Rasp cut is 6 teeth per row (other horse rasps have 5 teeth per row).
- Rectangular shape
- 18" rasp is specially designed for draft horses.
- Sharper than regular horse rasps.
- Double extra thin
- Boxed

Length		Code No.	Weight per doz. g	Shelf Pack
Inch	mm			
14	350	18156N*	7428	6
14	350	18157	7428	6
14	350	HR14	7428	6
18	450	18180	9639	6

* Aggressive cut – Black Diamond® Brand

Magicut® Plater's Special Horse Rasp



- Maximum cutting surface design gives rapid removal and smoother finish.
- Single-cut on edges
- Opposite side has Nicholson's® unique Magicut® file pattern of narrow chip breakers created by steep and angled serrations.
- Rectangular shape
- Tooth design is cut deeper to last longer and cut much faster than conventional horse rasps.
- Rasp cut is 6 teeth per row (other horse rasps have 5 teeth per row).
- Boxed

Length		Code No.	Weight per doz. g	Shelf Pack
Inch	mm			
14	350	18130	7144	6

Pattern Maker's Cabinet Rasp



- Used primarily by cabinetmakers.
- Half-round shape
- Narrow pattern, cut edges
- Used when smooth wood finish is required.
- Boxed

Length		Type	Cut	Code No.	Weight per doz. g	Shelf Pack
Inch	mm					
10	250	49	Second cut	18846	1644	6

4-in-Hand® (Formerly Shoe Rasp)



- For the homeowner, home craftsman, boat builder and mechanic.
- Half-round shape
- Has file section and rasp section on both flat side and half-round side.
- Boxed

Length		Code No.	Weight per doz. g	Shelf Pack
Inch	mm			
8	200	18924	1871	6

Wood Rasps - Half Round



- Used by woodworkers, hobbyists and plumbers.
- Half-round shape
- Single-cut file teeth on edge.
- For use on wood and soft metals.
- Boxed

Length Inch	mm	Bastard Cut Code No.		Second Cut Code No.		Weight per doz. g	Shelf Pack
		Made in USA	Made in Brazil	Made in USA	Made in Brazil		
8	200	19394	0013140801	19575	0013140802	1559	12
10	250	19427	0013141001	19593	0013141002	2948	6
12	300	19460	0013141201	-	-	4763	6

Wood Rasps Round Bastard



- Used for same purpose as regular wood rasps in places for which their shapes make them particularly effective.
- Round shape
- Bastard-cut
- Made from same size steel as round files.
- Boxed

Length		Diameter		Code No.	Weight per doz. g	Shelf Pack
Inch	mm	inch	mm			
8	200	5/16	8	19846	624	12
10	250	3/8	10	19875	1474	12

Nicholson™ X.F® Files Swiss Pattern

- Made to more exacting measurements than American pattern files.
- Made in finer cuts, which vary from No. 00 (coarsest) to No. 6 (finest).
- Used by tool and die makers, jewelers, model makers and home craftsman.
- Recommended for those who do superfine precision filing.

Barrette Files



- Double-cut, wide flat sides
- Flat on 1 side, backs are beveled on edges as indicated by cross section.
- Back and beveled edges are safe.
- Included angle is 33°.
- Boxed

Length		Code No.	Cut No.	Weight per doz. g	Shelf Pack
Inch	mm				
4	100	35025	00	255	12
4	100	35031	0	255	12

Half Round Files



- Used by tool and die makers, jewelers, model makers and home craftsman.
- Half-round shape
- Double-cut on both flat and half-round sides.
- Taper in thickness and width to point.
- Boxed

Length		Code No.	Cut No.	Weight per doz. g	Shelf Pack
Inch	mm				
6	150	36533	2	539	12
6	150	36545	4	539	12

Hand Files




- Used by tool and die makers, jewelers, model makers and home craftsman.
- Rectangular shape
- Double-cut sides
- Cut numbers 0 and 2 are single-cut on 1 edge, other is safe.
- Parallel in width but taper in thickness.
- Boxed

Length		Code No.	Cut No.	Weight per doz. g	Shelf Pack
Inch	mm				
6	150	36755	2	1049	12
8	200	36785*	0	2070	6
8	200	36797	2	2070	6

*Discontinued, while quantity lasts

Needle Files

- Used primarily by jewellers, die makers, watchmakers and fine toolmakers.
- With round, knurled handles.



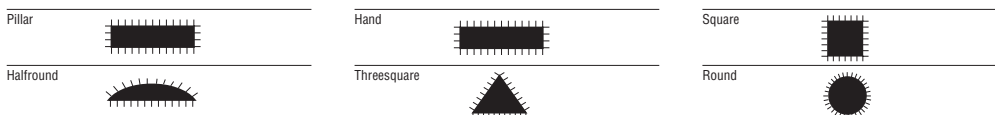
Assortments of 12 Shapes Packed in Protective Pouch

Length		Code No.	Cut No.	Weight per doz. g	Shelf Pack
Inch	mm				
4	100	0014470402	2	116	1
5 1/2	140	0014470552	2	138	1
6 1/4	160	0014470600	0	148	1
6 1/4	160	0014470602	2	150	1

Shape	Length mm	A x B mm	Shape	Length mm	A x B mm	Shape	Length mm	A x B mm	Shape	Length mm	A x B mm
Pillar	100	3.5 x 0.9	Knife	100	4.0 x 1.1	Square	100	1.7	Slitting	100	4.6 x 1.6
	140	4.8 x 1.1		140	5.0 x 1.4		140	2.2		140	5.5 x 1.9
	160	5.4 x 1.2		160	5.4 x 1.5		160	2.4		160	6.1 x 2.1
Halfround	100	3.8 x 1.1	Hand	100	3.4 x 0.9	Round	100	2.1	Joint File	100	3.8 x 1.0
	140	5.1 x 1.5		140	4.8 x 1.1		140	2.8	round edges	140	4.8 x 1.2
	160	5.6 x 1.7		160	5.4 x 1.2		160	2.9		160	5.4 x 1.3
Crossing	100	3.5 x 1.4	Threesquare	100	2.8	Barrette	100	3.7 x 1.4	Halfround, cut	100	3.8 x 1.2
	140	4.4 x 1.8		140	3.5		140	4.7 x 1.7	on back only	140	5.1 x 1.5
	160	5.1 x 2.0		160	3.8		160	5.1 x 1.8		160	5.6 x 1.8









Assortments of 6 Shapes Packed in Protective Plastic Pouch

Length		Code No.	Cut No.	Weight g	Shelf Pack
Inch	mm				
6 1/4	160	0014471602	2	65	1



Needle Files

8 Individual Shapes, 12 Files in a Box

Shape		Length		Code No.	Cut No.	Weight g	Shelf Pack
		Inch	mm				
Pillar		6 1/4	160	0014210600	0	108	12
		6 1/4	160	0014210602	2	96	12
Hand		6 1/4	160	0014220600	0	108	12
		6 1/4	160	0014220602	2	96	12
Halfround		6 1/4	160	0014230600	0	108	12
		6 1/4	160	0014230602	2	108	12
Threesquare		6 1/4	160	0014240600	0	96	12
		6 1/4	160	0014240602	2	96	12
Square		6 1/4	160	0014250600	0	84	12
		6 1/4	160	0014250602	2	84	12
Round		6 1/4	160	0014260600	0	84	12
		6 1/4	160	0014260602	2	84	12
Knife		6 1/4	160	0014270600	0	96	12
		6 1/4	160	0014270602	2	96	12
Crossing		6 1/4	160	0014280600	0	120	12
		6 1/4	160	0014280602	2	120	12

Pillar Files



- Rectangular in shape
- Double-cut on 2 sides only
- Safe edges
- Tapered in thickness
- Similar in shape to hand files but only 2/3 as wide.
- Boxed

Inch	Length		Code No.	Cut No.	Weight per doz. g	Shelf Pack
	Inch	mm				
6	6	150	39905	1	737	12
6	6	150	39911	2	737	12
6	6	150	39923	4	737	12
8	8	200	39935	0	1588	6
8	8	200	39947	2	1588	6

Pillar Narrow Files



- Rectangular shape
- Narrow
- Double-cut on 2 sides only
- Safe edges
- Similar to pillar files but are narrower for their length.
- Boxed

Length		Code No.	Cut No.	Weight per doz. g	Shelf Pack
Inch	mm				
6	150	40076	0	567	12
6	150	40088	2	567	12

Three Square Files



- Triangular in section with angles of 60°.
- Double-cut on three sides, single-cut on edges.
- Taper to point and have sharp corners.
- Boxed

Length		Code No.	Cut No.	Weight per doz. g	Shelf Pack
Inch	mm				
6	150	41498	2	737	12

Nicholson™ Curved Tooth Files

- Made on specially designed and improved Nicholson™ machinery.
- Fitted for smooth, rapid work on cast iron, bronze, lead, babbitt, aluminum, zinc, plastics and any steel up to the hardness of annealed tool steel.
- Pitch and rake designed to avoid pinning and to provide smoothest finish.
- Superior® milled tooth files.

Flexible Files (Without Tang)



- Ideal for smooth, rapid work on cast iron, bronze, lead, babbitt, aluminum, zinc, plastics and any steel up to the hardness of annealed tool steel.
- Rectangular shape
- Curved-cut
- Pitch and rake designed to avoid pinning and to provide smoothest finish.
- Boxed

Length		Code No.	No. of Teeth Per Inch/Cut	Weight per doz. g	Shelf Pack
Inch	mm				
12	300	20138	10/Standard	2495	6
14	350	20205	12/Fine	3204	6

Milled Tooth Bodifiles



- Ideal for smooth, rapid work on cast iron, bronze, lead, babbitt, aluminum, zinc, plastics and any steel up to the hardness of annealed tool steel.
- Rectangular shape
- Curved-cut
- Pitch and rake designed to avoid pinning and to provide smoothest finish.
- Boxed

Length		Type	Code No.	No. of Teeth Per Inch/Cut	Weight per doz. g	Shelf Pack
Inch	mm					
14	350	50-908	20189	8/Standard	3204	6

Flat Files – Rigid Type (With Tang)



- Ideal for smooth, rapid work on cast iron, bronze, lead, babbitt, aluminum, zinc, plastics and any steel up to the hardness of annealed tool steel.
- Rectangular shape
- Curved-cut
- Rigid type with tang
- Pitch and rake designed to avoid pinning and to provide smoothest finish.
- Boxed

Length		Code No.	No. of Teeth Per Inch/Cut	Weight per doz. g	Shelf Pack
Inch	mm				
12	300	20342	10/Standard	4224	6
14	350	20393	8/Standard	6747	6


Super Shear®



- A double purpose milled curved tooth file – different and exclusive with Nicholson™.
- Rectangular shape
- Curved-cut
- Teeth cut in an off center arc to permit fast cutting.
- Wide industrial usage on flat and convex surfaces of aluminum, brass, babbitt, bronze, copper, magnesium, iron, annealed steel, soft metal alloys, plastics, hard rubber and hardwood.
- Smooths as it roughs.
- Boxed

Length		Code No.	No. of Teeth Per Inch/Cut	Weight per doz. g	Shelf Pack
Inch	mm				
10	250	21067	12/Standard	2665	6
12	300	21118	10/Standard	4224	6

Adjustable Flexible File Holder No. 25



- For curved tooth files without tang.
- Can be used with either 12" or 14" files.
- Easily adjusted for curving file outward or inward.
- Boxed

No.	Code No.	Weight per doz. g	Shelf Pack
25	21272	907	1

Ergonomic File Handle



- 5 Interchangeable cushion inserts are designed to fit most popular files.
- Rubber-coated ergonomic shape for better comfort and control.
- Rear taper, wide middle and flared neck increases push force.
- Bagged

Code No.	Description	Weight per Shelf Pack g	Shelf Pack
0010000150	Ergonomic File handle and inserts	350	6

File Handles - Plastic



- Handle made of strong high-impact material, contoured to fit hand for straight, lathe and draw filing.
- Non-slip textured finish for easier grip.
- Bulk packed
- Suitable for file:
 - No. 1: 6" files, 8" round and square
 - No. 2: 8" and 10" files, 6" threesquare and regular taper
 - No. 3: 12" files

Type	Code No.	Description	Weight g	Shelf Pack
No. 1	0010000116	File handle with insert	25	10
No. 2	0010000118	File handle with insert	32	10
No. 3	0010000120	File handle with insert	50	10

Wooden File Handles – Metal Ferruled

- Made from close grain hardwood with strong nickel-plated metal ferrules.
- Varnished finish
- Bulk packed



Length mm	Diameter mm	Code No.	For File Length		Weight g	Shelf Pack
			Inch	mm		
110	12	0010000012	4	100	56	1
111	14	0010000014	5	125	60	1
113	16	0010000016	6	150	64	1
117	18	0010000018	7	175	68	1
120	20	0010000020	8	200	72	1
134	22	0010000022	9	225	76	1
134	24	0010000024	10	250	80	1
140	26	0010000026	12	300	84	1
140	28	0010000028	14	350	88	1

Sleeves for Files – Plastic

- For files without handle.
- With hang hole for easy storage.

Code No.	For File Length		Weight per doz. g	Shelf Pack
	Inch	mm		
0010000204	4	100	24	12
0010000206	6	150	38	12
0010000208	8	200	72	12
0010000210	10	250	108	12
0010000212	12	300	156	12

5 Piece Ergonomic File Set

- Assortment of machinist's files.
- With ergonomic, co-molded handle.
- Consist of Square, Round, Halfround, Hand and Threesquare.



Type	Length		Cut	Code No.	Weight g	Shelf Pack
	Inch	mm				
NFK1	8	200	2nd cut	0012990800	750	6
NFK2	10	250	2nd cut	0012991000	930	6

3 Piece Ergonomic File / Rasp Set



- With ergonomic, co-molded handle
- Consist of:
Hand File, Bastard, 8" / 200 mm;
Round File, Bastard, 8" / 200 mm;
Halfround Woodrasp, 2nd cut, 8" / 200 mm;

Type	Code No.	Weight in g	Shelf Pack
NFK6	0012990820	588	6

4"/100 mm File Assortment



- With wooden handle
- Six files in metal box or in plastic pouch.
- Consist of:
Hand, Warding, Half Round, Square,
Round and Slim Taper

Length Inch mm	Packed	Cut	Code No.	Weight g	Shelf Pack
4 100	Metal Box	Bastard	0012991410	150	1
4 100	Plastic Pouch	Bastard	0012991411	110	1
4 100	Metal Box	2nd cut	0012991420	150	1
4 100	Plastic Pouch	2nd cut	0012991422	110	1
4 100	Metal Box	Smooth	0012991430	150	1
4 100	Plastic Pouch	Smooth	0012991433	110	1

Hobby Files



- Assortment of 6 miniature files with fine cut for intricate work.
- Consist of:
Equaling, Half Round, Flat, Round, Square,
and Threesquare
- Handy vinyl case vacuum packed on hang up card.
- Ideal for handycrafts and hobbies.

Length Inch mm	Description	Code No.	Weight per Shelf Pack g	Shelf Pack
5 1/2 140	Assorted	42030	340	3

MultiMax Pro

- 14 tools in one
- All stainless steel components
- Adjustable / replaceable tool components
- Blades open up from closed handles.
- Tool comes with nylon pouch that can be used in vertical or horizontal position on belt.
- 14 tools included:
 - Needle-Nose / Regular Pliers
 - Wire Cutter
 - 2 Slotted Screwdrivers
 - Phillips® Screwdriver
 - Drop Point Blade
 - Serrated Edge Blade
 - Metric / English Ruler (measures up to 8"/20 cm)
 - Lanyard Ring
 - Can / Bottle Opener
 - Metal / Wood File
- Code No. 0010020265 packed in box
- Code No. 0010020266 packed on card



Type	Code No.	Description	Length when closed		Width when closed		Weight g	Shelf Pack
			Inch	mm	Inch	mm		
NMP12	0010020265	MultiMax Pro	4	100	1 3/16	30	240	6
NMP12	0010020266	MultiMax Pro	4	100	1 3/16	30	275	6

MultiMax Pro XL



- 15 tools in one
- All stainless steel components
- Adjustable / replaceable tool components
- Blades open up from closed handles.
- Tool comes with nylon pouch that can be used in vertical or horizontal position on belt.
- 15 tools included:
 - Large Plier Head
 - Wire Cutter
 - Wire Crimper
 - Serrated Drop Point Blade
 - 3 Slotted Screwdrivers (small, medium, large)
 - Phillips® Screwdriver
 - Can / Bottle Opener
 - Lanyard Ring
 - Metal / Wood File
 - Metric / English Ruler
 - Saw
 - Awl
- Code No. 0010020268 packed in box
- Code No. 0010020269 packed on card

Type	Code No.	Description	Length when closed		Width when closed		Weight	Shelf Pack
			Inch	mm	Inch	mm	g	
NMP15	0010020268	MultiMax Pro XL	4 1/2	113	1 3/8	35	270	6
NMP15	0010020269	MultiMax Pro XL	4 1/2	113	1 3/8	35	305	6

Spare Parts for MultiMax NMP12 and NMP15

- All stainless steel components

Code No.	Description	Application		Shelf Pack
		NMP12	NMP15	
237100	Awl		x	1
237101	Can/Bottle Opener	x	x	1
237102	File	x	x	1
237103	Drop Point Blade	x		1
237104	Serrated Edge Blade	x		1
237105	Lanyard Ring	x	x	1
237106	Combination Plier	x		1
237107	Phillips® Screwdriver	x	x	1
237108	Slotted Screwdriver-Medium	x	x	1
237109	Slotted Screwdriver-Large	x	x	1
237110	Slotted Screwdriver-Small		x	1
237111	Saw		x	1
237112	Combination Plier		x	1
237113	Serrated Edge Blade		x	1
0010237099	Nylon Pouch E966	x		1
0010237098	Nylon Pouch E972		x	1
0055643600	Operating Instruction		x	1
0055618100	Operating Instruction	x		1

Bi-Metalloy® Holesaws

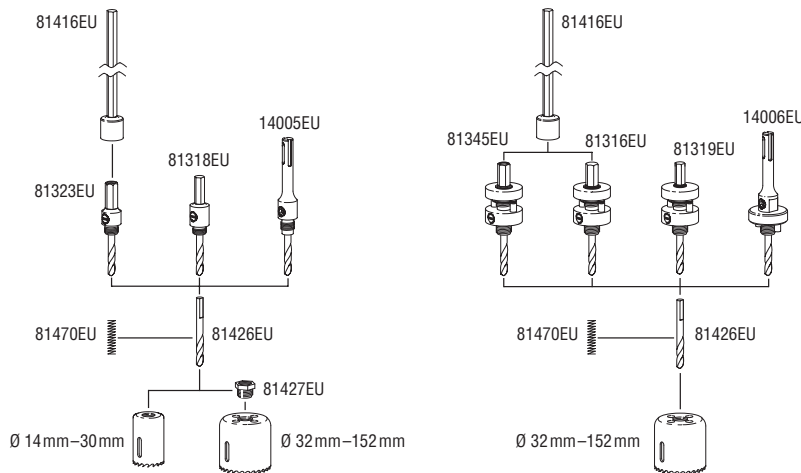


- Variable pitch design reduces vibration.
- 7° positive rake angle allows faster and easier cutting.
- Different gullet depths ensure optimal cutting results along with good chip clearance.
- Stronger base for optimal power transmission.
- Insert for electrical, pneumatic, manual and upright drills.
- Applications: steel, cast iron, brass, copper, aluminium, wood, concrete, plastics etc.
- Packed in a carton with a Euro-hang-up hole and full operating instructions.
- Holesaw's diameter 14 mm – 152 mm, cutting depth: 32 mm.

Type / Code No.	Diameter in mm	Shelf Pack
81152EU	14	1
81155EU	16	1
81158EU	17	1
81161EU	19	1
81450EU	20	1
81164EU	21	1
81167EU	22	1
81170EU	24	1
81173EU	25	1
81176EU	27	1
81179EU	29	1
81182EU	30	1
81188EU	32	1
81191EU	33	1
81197EU	35	1
81200EU	37	1
81206EU	38	1
81209EU	40	1
81212EU	41	1
81215EU	43	1
81218EU	44	1
81455EU	46	1
81224EU	48	1
81227EU	51	1
81230EU	52	1
81233EU	54	1
81236EU	57	1
81239EU	59	1

Type / Code No.	Diameter in mm	Shelf Pack
81242EU	60	1
81245EU	64	1
81248EU	65	1
81251EU	67	1
81460EU	68	1
81254EU	70	1
81257EU	73	1
81260EU	76	1
81263EU	79	1
81266EU	83	1
81269EU	86	1
81272EU	89	1
81275EU	92	1
81278EU	95	1
81281EU	98	1
81284EU	102	1
81287EU	105	1
81290EU	108	1
81296EU	114	1
81299EU	121	1
81302EU	127	1
81308EU	140	1
81314EU	152	1

Mandrels / Arbors for Bi-Metalloy® Holesaws



- The arbor and pilot drill come as a complete unit.
- Arbor with 8,5 mm shank for all Akku drill presses.
- Models 14005EU and 14006EU are to fit SDS chucks.
- 68 mm core drill for cavity wall outlets requiring flush edges.

Type / Code No.	Description	Shank size mm	Shelf Pack
81318EU	Arbor for holesaw Ø 14–30 mm	8,5 mm hexagonal shank solid	1
81323EU	Arbor for holesaw Ø 14–30 mm	11 mm hexagonal shank solid	1
81319EU	Arbor for holesaw Ø 32–152 mm	8,5 mm hexagonal shank solid	1
81316EU	Arbor for holesaw Ø 32–152 mm	11 mm hexagonal shank solid	1
81416EU	Extension, length 300 mm	11 mm hexagonal shank solid	1
14005EU	Arbor SDS Plus for holesaw Ø 14–30 mm	SDS Plus	1
14006EU	Arbor SDS Plus for holesaw Ø 32–152 mm	SDS Plus	1
81427EU	Adaptor for 81318EU and 81323EU		1
81475EU	Hole edge core drill for holesaw Ø 68 mm		1
81426EU	Pilot drill Ø 6,35 mm x 85 mm		1

- Shank with lock nut, allows fixed mounting of the holesaw.
- Quick release mechanism allows for clean removal of the waste material, from the holesaw, following usage.

Type / Code No.	Description	Shank size mm	Shelf Pack
81345EU	Arbor for holesaw Ø 32–152 mm, with counter nut	11 mm hexagonal shank solid	1
81470EU	Quick release mechanism (spring) suitable for all Bi-Metalloy® holesaws		1

Hole Edge Core Drill



- For fitting cavity wall outlets with exactly flush borders.
- The ideal tool for every electrician.
- Resharpener cutting edges guarantee long service life and all-purpose use.
- Consist of:
 - 1 hole saw Bi-Metalloy® Ø 68 mm (81460EU)
 - 1 mandrel / arbor 81316EU
 - 1 hole edge core drill (81475EU)

Type / Code No.	Description	Shelf Pack
LSS683EU	Holesaw kit with edge core drill	1

Hard Metal Holesaws – Flat-Cut

- Design:
Hard metal-faced holesaws with ejection spring for manual- and upright drills, will cut anything. Can be used on all machinable materials. Sturdy construction guarantees high running precision. The special cut, ground axially and radially, ensures optimum cutting results along with good chip clearance. Resharpenable, long service life.
- Applications:
Steel, stainless steel, glass fibre, aluminium etc.
- Flat-cut for material strength up to 4 mm and stainless steel up to 2 mm.
- Packed in plastic box with hang-up hole.



Type	Code No.	Diameter mm	Shank Diameter mm	Tank Thread	Shelf Pack
HM-F15,2	0022015200	15,2	10	PG9	1
HM-F16	0022016000	16	10		1
HM-F17	0022017000	17	10		1
HM-F18	0022018000	18	10		1
HM-F18,6	0022018600	18,6	10	PG11	1
HM-F19	0022019000	19	10		1
HM-F20	0022020000	20	10		1
HM-F20,4	0022020400	20,4	10	PG13	1
HM-F21	0022021000	21	10		1
HM-F22	0022022000	22	10		1
HM-F22,5	0022022500	22,5	10	PG16	1
HM-F23	0022023000	23	10		1
HM-F24	0022024000	24	10		1
HM-F25	0022025000	25	10		1
HM-F26	0022026000	26	10		1
HM-F27	0022027000	27	10		1
HM-F28	0022028000	28	10		1
HM-F28,3	0022028300	28,3	10	PG21	1
HM-F29	0022029000	29	10		1
HM-F30	0022030000	30	10		1
HM-F32	0022032000	32	10		1
HM-F33	0022033000	33	10		1
HM-F34	0022034000	34	10		1
HM-F35	0022035000	35	10		1
HM-F36	0022036000	36	10		1
HM-F37	0022037000	37	10	PG29	1
HM-F38	0022038000	38	10		1
HM-F40	0022040000	40	10		1
HM-F42	0022042000	42	10		1
HM-F44	0022044000	44	10		1
HM-F45	0022045000	45	10		1
HM-F47	0022047000	47	10	PG36	1
HM-F48	0022048000	48	10		1
HM-F50	0022050000	50	10		1
HM-F52	0022052000	52	13		1

Type	Code No.	Diameter mm	Shank Diameter mm	Tank Thread	Shelf Pack
HM-F55	0022055000	55	13		1
HM-F60	0022060000	60	13	PG48	1
HM-F65	0022065000	65	13		1
HM-F70	0022070000	70	13		1
HM-F75	0022075000	75	13		1
HM-F80	0022080000	80	13		1
HM-F85	0022085000	85	13		1
HM-F90	0022090000	90	13		1
HM-F95	0022095000	95	13		1
HM-F100	0022100000	100	13		1
HM-F110	0022110000	110	13		1

Other diameters on request

Replacement drill

Type	Code No.	For Holesaw Diameter mm	Diameter x Length mm
HSS	0022065200	15-74	6 x 52
HSS	0022085200	75-150	8 x 52
HM	0022165200	15-74	6 x 52
HM	0022185200	75-150	8 x 52

Hard Metal Holesaws - Deep-Cut



- Design:
Hard metal-faced holesaws for manual- and upright drills, will cut anything. Can be used on all machinable materials. Sturdy construction guarantees high running precision. The special cut, ground axially and radially, ensures optimum cutting results along with good chip clearance. Resharpenable, long service life.
- Applications:
Steel, stainless steel, glass fibre, aluminium etc.
- Deep-cut for cuts into pipes and curved surfaces, for material strength up to 4 mm and stainless steel up to 2 mm.
- Packed in plastic box with hang-up hole.

Type	Code No.	Diameter mm	Shank Diameter mm	Shelf Pack
HM-T18	0022018010	18	10	1
HM-T20	0022020010	20	10	1
HM-T21	0022021010	21	10	1
HM-T22	0022022010	22	10	1
HM-T23	0022023010	23	10	1
HM-T25	0022025010	25	10	1
HM-T26	0022026010	26	10	1
HM-T27	0022027010	27	10	1
HM-T28	0022028010	28	10	1
HM-T30	0022030010	30	10	1
HM-T32	0022032010	32	10	1
HM-T33	0022033010	33	10	1

Type	Code No.	Diameter mm	Shank Diameter mm	Shelf Pack
HM-T34	0022034010	34	10	1
HM-T35	0022035010	35	10	1
HM-T37	0022037010	37	10	1
HM-T39	0022039010	39	10	1
HM-T40	0022040010	40	10	1
HM-T42	0022042010	42	10	1
HM-T43	0022043010	43	10	1
HM-T45	0022045010	45	10	1
HM-T46	0022046010	46	10	1
HM-T48	0022048010	48	10	1
HM-T49	0022049010	49	10	1
HM-T55	0022055010	55	13	1
HM-T60	0022060010	60	13	1
HM-T65	0022065010	65	13	1
HM-T70	0022070010	70	13	1
HM-T75	0022075010	75	13	1
HM-T80	0022080010	80	13	1
HM-T85	0022085010	85	13	1
HM-T90	0022090010	90	13	1

Other diameters on request

Replacement drill

Type	Code No.	For Holesaw Diameter mm	Diameter x Lenth mm
HSS	0022067710	16–60	6 x 77
HSS	0022081040	61–100	8 x 104
HM	0022167710	16–60	6 x 77
HM	0022181040	61–100	8 x 104

Holesaw Kits – Bi-Metalloy®

Professional Holesaw Kit



Type / Code No.	Description	Diameter mm	Shelf Pack
81433EU	Professional Holesaw Kit, complete		1
includes:			
81155EU	Holesaw	16	
81161EU	Holesaw	19	
81167EU	Holesaw	22	
81173EU	Holesaw	25	
81179EU	Holesaw	29	
81188EU	Holesaw	32	
81197EU	Holesaw	35	
81206EU	Holesaw	38	
81218EU	Holesaw	44	
81227EU	Holesaw	51	
81245EU	Holesaw	64	
81260EU	Holesaw	76	
81323EU	Mandrel	–	
81316EU	Mandrel	–	
81426EU	3 Pilot Drills	6,35 / Length 85 mm	

Journeyman's Holesaw Kit



Type / Code No.	Description	Diameter mm	Shelf Pack
81429EU	Journeyman's Holesaw Kit, complete		1
includes:			
81161EU	Holesaw	19	
81167EU	Holesaw	22	
81179EU	Holesaw	29	
81197EU	Holesaw	35	
81206EU	Holesaw	38	
81218EU	Holesaw	44	
81227EU	Holesaw	51	
81236EU	Holesaw	57	
81245EU	Holesaw	64	
81318EU	Mandrel	-	
81316EU	Mandrel	-	
81426EU	Pilot Drill	6,35 / Length 85 mm	

Maintenance Holesaw Kit



Type / Code No.	Description	Diameter mm	Shelf Pack
81430EU	Maintenance Holesaw Kit, complete		1
includes:			
81167EU	Holesaw	22	
81173EU	Holesaw	25	
81179EU	Holesaw	29	
81188EU	Holesaw	32	
81206EU	Holesaw	38	
81318EU	Mandrel	-	
81427EU	Adaptor	-	

Electrician's Holesaw Kit



Type / Code No.	Description	Diameter mm	Shelf Pack
81431EU	Electrician's Holesaw Kit, complete		1
includes:			
81167EU	Holesaw	22	
81179EU	Holesaw	29	
81197EU	Holesaw	35	
81218EU	Holesaw	44	
81227EU	Holesaw	51	
81245EU	Holesaw	64	
81323EU	Mandrels	–	
81316EU	Mandrels	–	
81426EU	Pilot Drill	6,35 / Length 85 mm	

Plumber's Holesaw Kit



Type / Code No.	Description	Diameter mm	Shelf Pack
81432EU	Plumber's Holesaw Kit, complete		1
includes:			
81161EU	Holesaw	19	
81167EU	Holesaw	22	
81179EU	Holesaw	29	
81206EU	Holesaw	38	
81218EU	Holesaw	44	
81236EU	Holesaw	57	
81318EU	Mandrel	–	
81316EU	Mandrel	–	
81426EU	Pilot Drill	6,35 / Length 85 mm	

Plumber's Holesaw Kit No. 2



Type / Code No.	Description	Diameter mm	Shelf Pack
81442EU	Plumber's Holesaw Kit No. 2, complete		1
includes:			
81167EU	Holesaw	22	
81179EU	Holesaw	29	
81206EU	Holesaw	38	
81218EU	Holesaw	44	
81236EU	Holesaw	57	
81251EU	Holesaw	67	
81323EU	Mandrel	-	
81316EU	Mandrel	-	

Electrician's Holesaw Kit No. 1



Type / Code No.	Description	Diameter mm	Shelf Pack
81443EU	Electrician's Holesaw Kit No. 1, complete		1
includes:			
81197EU	Holesaw	35	
81460EU	Holesaw	68	
81257EU	Holesaw	73	
81316EU	Mandrels	-	
81426EU	Pilot Drill	6,35 / Length 85 mm	
81475EU	Hole Edge Core Drill for Holesaw Ø 68 mm		

Electrician's Holesaw Kit No. 2



Type / Code No.	Description	Diameter mm	Shelf Pack
81444EU	Electrician's Holesaw Kit No. 2, complete		1
includes:			
81450EU	Holesaw	20	
81173EU	Holesaw	25	
81188EU	Holesaw	32	
81227EU	Holesaw	51	
81460EU	Holesaw	68	
81323EU	Mandrel	-	
81316EU	Mandrel	-	

Electrician's Holesaw Kit No. 3



Type / Code No.	Description	Diameter mm	Shelf Pack
81445EU	Electrician's Holesaw Kit No. 3, complete		1
includes:			
81450EU	Holesaw	20	
81173EU	Holesaw	25	
81188EU	Holesaw	32	
81197EU	Holesaw	35	
81227EU	Holesaw	51	
81460EU	Holesaw	68	
81257EU	Holesaw	73	
81323EU	Mandrel	-	
81316EU	Mandrel	-	

4-in-1 Hacksaw Frame with Cushion Grip

- 4-in-1 Hacksaw Frame comes complete with Bi-Metalloy® 18-tooth 12-inch hacksaw blade with High Speed Steel edge and 8" x 3/4" x 0.035" High Speed Steel Bi-Metal reciprocal saw blade.
- Visible blade storage holds either standard hacksaw blade or reciprocal saw blade.
- Cast aluminum construction for durability and light weight.
- Co-molded cushion grips at both ends of the saw add comfort and reduce slippage for better control.



1. General Use



2. Angle 45°



3. Low Profile



4. Jab Saw

Code No.	Type	Blade		Weight g	Shelf Pack
		Inch	mm		
80975EU	4-in-1, High Tension	12	300	1133	4

High Tension Hacksaw Frame

- Quick changing blades.
- Adjustable crank handle for tension up to 30,000 PSI torque and micro-adjustment.
- Spare blades can be stored inside frame.
- Blade can be positioned for 45° or 90° cutting.
- End of frame can be used as a jab saw.



Code No.	Type	Blade		Weight per Shelf Pack g	Shelf Pack
		Inch	mm		
80956	High Tension Adjustable	12	300	903	1

General Purpose Hacksaw Frame

- Instantly adjustable for 10"/250 mm to 12"/300 mm blades.
- Adjusts 90° for vertical or horizontal cuts.



Code No.	Type	Blade		Weight per Shelf Pack g	Shelf Pack
		Inch	mm		
80951	Adjustable	10 and 12	250 and 300	4196	10

Economy Hacksaw Frame



- Adjustable from 10"/250 mm to 12"/300 mm.
- Cuts to 2,75"/70 mm in depth.
- For DIY and home use.

Code No.	Type	Blade		Weight per Shelf Pack g	Shelf Pack
		Inch	mm		
80950	Adjustable	10 and 12	250 and 300	4196	10

Little-Nic® Utility Hacksaw



- For professionals and homeowners.
- Ergonomic cushioned handle.
- Gets into small places, makes difficult cutting jobs easy.
- Overall length 10"/254 mm, will fit into any tool box.
- Uses any standard size hacksaw blade.
- Blister packed on attractive card with suggested uses on back.

Code No.	Packed	Blade		Weight per Shelf Pack g	Shelf Pack
		Inch	mm		
80968	Carded	10	250	652	6

Jab Saw



- Special saw always needed for the difficult jobs: those narrow, hard-to-reach areas.
- Jab saw will work with any standard size hacksaw blade.
- Can replace worn blade easily: Untighten adjusting saw, remove worn blade and replace with a new Nicholson™ blade, re-tighten the adjusting screw.
- A must for all tool boxes.

Code No.	Packed	Blade		Weight per Shelf Pack g	Shelf Pack
		Inch	mm		
80969	Carded	10	250	1701	12

Bi-Metalloy® Hand Hacksaw Blades



- Molybdenum alloy tool steel edge.
- Tough flexible high carbon steel backing.
- Lasts twice as long as high-speed steel.
- Lasts up to ten times longer than carbon steel.
- Operates 20% to 50% faster.
- High tooth hardness and shock resistance.
- Boxed: 100 blades per box.

Type	Set Type	Code No.	Length		Teeth Per Inch	Width		Gauge		Weight per 100 Boxed kg
			Inch	mm		Inch	mm	Inch	mm	
NF1218	Wavy	62723	12	304	18	1/2	12,70	0,025	0,65	2,050
NF1224	Wavy	62749	12	304	24	1/2	12,70	0,025	0,65	2,050
NF1232	Wavy	62776	12	304	32	1/2	12,70	0,025	0,65	2,050

Flexible High Speed Steel



- Flexible high speed steel.
- Tempered to provide hard edge with flexible back.
- Specially hardened to induce toughness.
- Economy blade for sawing light to medium-hard materials.
- A good balance of wear resistance and mechanical shock absorbing properties.
- Boxed: 100 blades per box.

Type	Set Type	Code No.	Length		Teeth Per Inch	Width		Gauge		Weight per 100 Boxed kg
			Inch	mm		Inch	mm	Inch	mm	
NM1812	Wavy	63400	12	304	18	1/2	12,70	0,025	0,65	2,050
NM2412	Wavy	63401	12	304	24	1/2	12,70	0,025	0,65	2,050

Hand Hacksaw Blade – Care and Servicing

Blade Breakage

1. Lack of tension. Tighten until taut.
2. Too much tension. Loosen slightly.
3. Cutting in awkward position. Use flexible type blades.
4. Jamming in cut. Hold work securely – stock should fall free after cut. In soft material teeth may be binding because they are too fine.

Pinhole Breakage

1. Too much tension. Loosen slightly.
2. Worn pins causing pressure on eyeholes. Replace pins.

Rounded Teeth – Premature Wear

1. Blade not cutting. Use slower stroke and apply heavier feed.
2. Dragging on return stroke. Lift saw.
3. Material too hard. Select proper blade.

Crooked Cutting

1. Too much pressure. Reduce feed.
2. Blade out of alignment. Check frame and blade tension.
3. Blade worn out. Replace.

Tooth Breakage

1. Teeth too coarse. Keep three teeth in the work.
2. Too much feed, teeth loading. Ease feed pressure.
3. Teeth too fine, clogging. Change to coarser tooth.
4. Starting cut on sharp corner. Reposition work.

General Tooth Recommendations

18 Tooth: For general shop use, when same blade is used on several jobs.

24 Tooth: For cross section $1/16"$ / 1,58 mm – $1/4"$ / 6,35 mm such as pipe, angles, small drill rod.

32 Tooth: To cut stock up to $1/16"$ / 1,58 mm such as light tubing, sheet metal, BX.

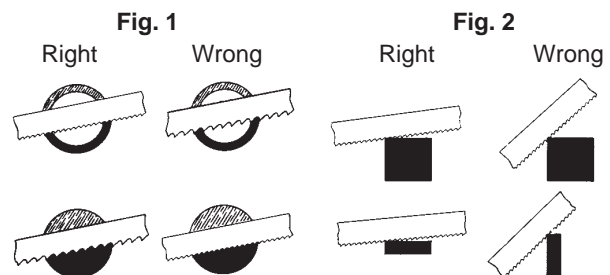
At least three teeth should be in contact with the work at all times.

Choose the Right Number of Teeth Per Inch

The sketches below (figure 1) show how coarseness of teeth affects blade efficiency. Speed varies according to material being cut and saw blade coarseness.

Starting the Cut

If possible, avoid starting cut on a sharp corner. When unavoidable, begin with light pressure and use a steady forward stroke. As many teeth as possible should be in contact with the cutting area and at least three teeth must be engaged. Note cutting angles shown below (figure 2).





Hammers and Wrecking Bars

Plumb[®]

Plumb® Table of Contents

Contents	Page No.
Quality Striking Tools – Introduction	153
Fiberglass Hammers	154
Tradesmens´ Hammers	155
Bars	155
Plumb® Numerical Index	236

Safety tips

Hand tools are made in various types and sizes, degrees of hardness and different configurations for specific purposes. They should be carefully selected and used only for their intended purpose. Proper use of most types involves certain basic rules:

- Protect your eyes – always wear safety goggles.
- Strike squarely – avoid glancing blows.
- Always use a tool of suitable size and weight for the job.
- The striking face of a hammer should be approximately $\frac{3}{8}$ " larger in diameter than the struck face of a chisel, punch, etc.
- Replace immediately upon chipping or mushrooming of the face.
- Never use a tool with a loose or damaged handle.
- Never use a grinding wheel for redressing a cutting edge or a striking face, use a file or whetstone and redress to original shape and contour.
- Never use a hammer, maul, or axe to strike another hammer, maul or axe.
- Never use a tool with a dull cutting edge.

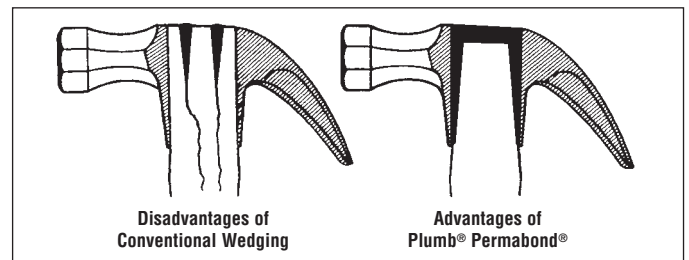
Quality Striking Tools

Since 1856 the quality of Plumb® tools has been recognized and preferred by tool users throughout the world. The special analysis steel used to make Plumb® tools is forged to close tolerance and heat treated to build in the toughness necessary to withstand impact. Extra care is then taken in hardening and tempering to make each part of the tool ready for the specific job it has to do.

You can be sure Plumb® tools have the toughness, durability and keenness to do the job. Plumb® tools are engineered for balance and exacting care is taken to assure the head is “hung” on the handle at the right angle. This built-in balance gives Plumb® tools extra driving power. They swing easy – hit hard.

Permabond® Chemical Bonding Process

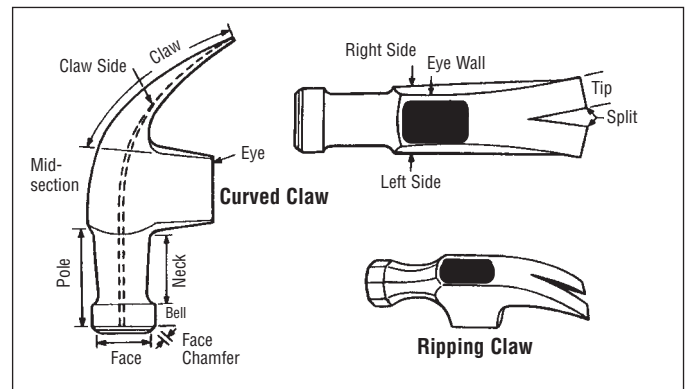
Permabond® is a red-colored chemical weld used in Plumb® tool eyes to join head and handle together. Chemical bonding process replaces conventional wedging which splits wood, allowing moisture to swell and shrink the handle and eventually loosen the head. Permabond® chemical bonding process seals moisture out, forming a bond so tight it takes approximately 2 tons of pressure to pull it apart. Permabond® chemical bonding process is used on all nail hammers, except one-piece hammers, and is a visible plus with homeowners and tradesmen.



Nail Hammers


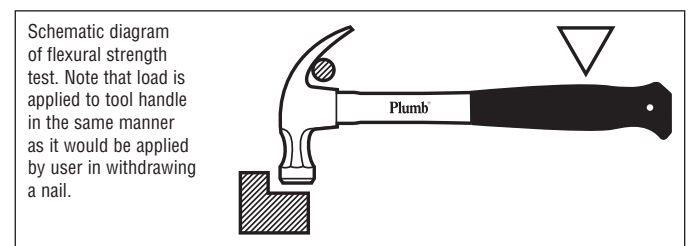
- Face radius and chamfer are designed to provide a hard striking face.
- Mid-section is resilient, yet extra strong.
- Claws are tough, sturdy; edges are beveled, with uniform taper and bite.
- With proper use, safety is enhanced by the double tempering process for the striking face and claw.

Nail hammers are made in two patterns; curved claw and straight or ripping claw. The face is slightly crowned with the edges beveled, although certain heavy-duty patterns may have checkered faces designed to reduce glancing blows and flying nails. Handles may be wood, solid steel, or fiberglass. Solid steel and fiberglass are generally furnished with rubber-type grips.



Handles

Plumb® developed and introduced the fiberglass handle in 1955. It can't rust, rot or corrode, and despite its light weight, it has astonishing strength. Plumb® introduced a new jacketed fiberglass and nylon handle in 1997. Tests on a Tinius-Olsen testing machine have shown that with more than 450lbs of applied load, a Plumb® fiberglass handle won't break. With its smart looking and resilient cushion grip fitted to its fiberglass handle, this line has the look of a winner.



Nail Hammer Warning

Warning – Wear Safety Goggles – User and Bystander



Nail hammers are designed for driving and pulling common, unhardened nails only, and for ripping apart wooden structures. Never strike one hammer with or against another hammer or other hardened objects as the face may chip, possibly resulting in eye or other serious injury. Replace any tool immediately upon chipping, mushrooming or other damage.

Premium Curved Claw



- High-luster, full-polished finish.
- Octagon-shaped neck.
- Virtually unbreakable fiberglass handle: solid fiberglass core covered with a molded nylon jacket to resist breakage due to overstrike.
- Contoured handle for increased comfort and reduced fatigue.
- Enlarged handle base for butting material.
- New grip material reduces handle slickness.
- Factory balanced for maximum striking power.
- PermaBond® construction between head and handle.

Code No.	Head Weight		Overall Length		Shelf Pack Weight		Shelf Pack	Face
	oz	kg	Inch	mm	lb	kg		
11400	20	0,567	13	330	8,0	3,630	4	Polished
11402	16	0,454	13	330	6,8	3,080	4	Polished

Solid Steel Anti-shock Premium Curved Claw



- Patent Pending anti-vibration shock absorbing technology.
- Anti-vibration feature absorbs shock and minimizes muscle fatigue.
- 1-Piece forged solid steel construction.
- Co-molded contoured handle for increased comfort and control.
- High-luster, full polished finish.

Code No.	Head Weight		Overall Length		Shelf Pack Weight		Shelf Pack	Face
	oz	kg	Inch	mm	lb	kg		
SS16C	16	0,454	12,875	327	7,08	3,210	4	Polished
SS20C	20	0,567	13,750	349	7,87	3,570	4	Polished

Fiberglass Brick Hammers

- Forged head
- Polished face, chamfer, bit, back and sides.
- Fiberglass handle with comfortable cushion grip.
- Permabond® construction between head and handle.
- 1 1/8" (29 mm) – wide bit on 24oz. (680 mm).



Code No.	Head Weight		Overall Length		Shelf Pack Weight		Shelf Pack
	oz	kg	Inch	mm	lb	kg	
11421	24	0,680	13	330	9,2	4,170	4

Wrecking Bars

- Forged, high-carbon steel lever bit and claw, hardened and tempered.
- Rust-resistant blue finish
- Four popular sizes from 18" (457 mm) to 36" (914 mm)



Code No.	Bar Size		Overall Length		Shelf Pack Weight		Shelf Pack
	Inch	mm	Inch	mm	lb	kg	
11871	5/8 Hex	15,87	18	457	11,4	5,170	6
11872	3/4 Hex	19,05	24	610	21,0	9,530	6
11873	3/4 Hex	19,05	30	762	25,2	11,430	6
11874	3/4 Hex	19,05	36	914	29,4	13,340	6

Action Bars

- Forged carbon-steel bit, handle, and claw.
- Blue enamel finish on handle.
- Beveled nail slots at both ends.
- Used to pry, lift, pull, scrape, and shape.



Code No.	Inch	Bar Size		Overall Length		Shelf Pack Weight		Shelf Pack	
		Inch	mm	Inch	mm	lb	kg		
11889	1 3/8	1/4	35	6	13 1/2	343	6,0	2,720	4



Bolt, Cable, and Strap Cutters

H.K.Porter®

Contents	Page No.
Tips to Easier, Safer Cutting	159
Cutter Selector – Hand Operated Tools	160
Jaw Designs and Cutting Blades	161
Hand Operated Cutters, Center Cut and Clipper Cut Types	162–165
Nutsplitter	166
Hand Operated Cutters, Shear Type	167
Hand Operated Swaging Tool	168
Hand Operated Cutters, Small, Miscellaneous	169
Steel Strap Cutters	170
Cable Cutters, Ratchet and Non-Ratchet	167–169, 171–173
Pneumatic Cutters	174
H.K.Porter® Numerical Index	237

Tips to Easier, Safer Cutting

- When heavy cutting is involved, it is less strenuous to hold one handle of the tool on the ground using foot pressure. This permits the cutting force to be applied to the upper handle, makes the cutting position less awkward, and utilizes body weight. This allows more power to be transferred to the cutting edges.
- Use the correct cutting tool for the type, size, and hardness of the metal to be cut.
- Keep cutter jaws at right angles to piece being cut. Cutting diagonally may twist jaws.
- Do not twist or pry with tool while cutting.
- Do not exceed the full cut on a material whose hardness is unknown. Test hardness with slow pressure to see if material is being cut. The size of the metal you are cutting is not as important as its hardness.
- Do not exceed the cutter capacity that is marked on the jaw of the tool or its rating capacity in this catalog.
- Keep jaw bolts tight and joints oiled at all times.
- Maintain the original jaw bevel angles when sharpening out of line or chip cutting edges.



Safety Do's and Don'ts

Wear your gloves and safety glasses at all times!

- Do** wear safety shoes.
- Do** remove oil or grease from your hands, from tools and from the floor and area where you will be working.
- Do** remember that metal flies when cut. The harder the metal, the farther it will fly.
- Do** warn those in the area when you intend to use a cutter and protect your fellow workers from flying metal.
- Do** use all tools as recommended.
- Don't** attempt to use a cutting tool, hand or power, until you fully understand its use.
- Don't** forget that metals may fly and cause injury.
- Don't** use cutters for any application except those listed in this catalog.
- Don't** use H.K.Porter® cutters on energized circuits, wire, or cable.

Safety Precautions



Indicates a high probability that death, severe bodily injury or major property damage could result.



Hard metals may snap off or fly through the air when cut. Always wear safety glasses and warn workers nearby to prevent them from being injured from flying metal. To prevent injury from flying metal, take precautions such as wrapping a cloth or rag around the cutting jaws so metal pieces can not fly.



Is serious but less inevitable. There is some probability that death, severe bodily injury or property damage could result.



The "Safety Alert Symbol" is used to call attention to instructions concerning personal safety. Watch for this symbol, it points out important safety precautions. It means: "ATTENTION! Stay alert, personal safety may be in danger!" Read the message that follows this symbol and be alert to the possibility of personal injury or death resulting from misuse.








































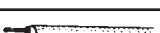

The use of any industrial tool may present hazards which can result in serious injury or death. The H.K.Porter® tools listed in this catalog are not exceptions to this rule.



Is less serious but still demands attention. Indicates a hazard which may result in minor injury or property damage.

READ AND UNDERSTAND ALL DIRECTIONS BEFORE OPERATING ANY H.K.PORTER® MANUAL OR PNEUMATIC TOOL.

Cutter Selection

 BARS, FLAT	 CABLE, PRESTRESSED	 NUT SPLITTING	 WIRE, FENCE
 BARS, ROUND	 CABLE, RUBBER COVERED	 PADLOCK HASPS	 WIRE, GUY
 BARS, SQUARE	 CABLE, SOFT, LARGE	 PIPE, PVC	 WIRE, HOT
 BOLTS, RODS, SCREWS, RIVETS	 CABLE, STEEL	 PLASTIC, FIBER	 WIRE, COPPER
 CABLE (ACAR)	 CHAIN	 ROD REINFORCING	 WIRE, MESH
 CABLE (ACSR)	 CHAIN, HARD ALLOY	 ROD STRAIGHTENER	 WIRE ROPE
 CABLE, ALUMINUM	 EHS GUY STRAND	 STRAPPING STEEL	 WIRE SHELVING
 CABLE COMMUNICATIONS	 METALS, HARD	 TIRE CHAINS	 WIRE, SOLID
 CABLE, COPPER	 METALS, MEDIUM HARD	 TRUCK TIRE BEADS	 WIRE, SPRING
 CABLE, LEAD COVERED	 METALS, SOFT	 WIRE, BOX BINDING	 WIRE, STAINLESS STEEL
 CABLE, POWER	 NAILS, COTTER PINS	 WIRE, ELECTRIC	 WROUGHT IRON

1. What is the material to be cut?

(See above chart)

2. What size is the material to be cut?

Capacities of all hand-operated cutters are shown opposite each catalog listing. Power tool capacities are shown in the Power Tool Selector chart. Do not exceed listed capacities.

3. How hard is the material to be cut?

Many of the materials illustrated in the chart above are made in varying degrees of hardness. The maximum hardness ratings that each hand and power tool is designed to cut are shown under each tool in this catalog.

Extra Hard Metals:

Up to Brinell 455 / Rockwell C48

Hard Metals:

Up to Brinell 400 / Rockwell C42

Medium Hard Metals:

Up to Brinell 300 / Rockwell C31

Soft Metals:

Up to Brinell 200 / Rockwell C15

4. Will numerous or few cuts be made in a day?

The frequency of cuts to be made should be taken into consideration when choosing a cutter. HKP manufacturers inexpensive hand cutters for light-duty work, heavy-duty cutters for tougher jobs, and hydraulic and pneumatic cutters for extremely hard materials and production cutting.

5. Is speed a factor in the cutting?

Choose the proper cutter to fit the job requirements, whether an occasional cut is called for or fast, continuous, industrial production cutting.

Still not sure?

Send material samples to:
Cooper Tools GmbH
Carl-Benz-Str. 2
74354 Besigheim, Germany
Attn: HKP Test Material

Note: Provide answers to as many of the questions as possible.



WARNING

- Always wear safety glasses/goggles when cutting.
- Cut in a safe area; consider the safety of others in the immediate area.
- The harder the material being cut, the likelier it is to become airborne during cutting.
- Use tools correctly! (Refer to "Engineering Information" section of this catalog)
- Use the correct tool for the work being performed.
- Maintain tools, power supplies, and hoses in safe working condition.

Quality Features of H.K.Porter® Cutters

PRECISION CUTTING EDGES

Accurately beveled for specific types of cuts and materials.

CUTTING JAWS

Alloy tool steel, drop forged, precision ground for maximum wear resistance and longer cutting life.

LOCKPLATE

Prevents jaw bolts from turning or loosening. Eliminates "sloppy" head, insures trouble-free operation.

SIMPLE ADJUSTMENT

One adjustment realigns cutting edges properly.

TOGGLE JOINT

Transforms 50 pounds of hand pressure on handles to 4,000 pounds pressure on cutting edges of jaws.

STEEL TUBULAR HANDLES

Greater strength, lighter weight.

HANDLES CLOSER TOGETHER

More cutting power with less strain.

RUBBER GRIPS

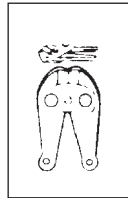
Easy on the hands. Firmer grip for user safety.



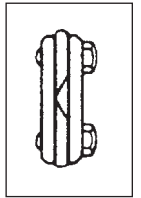
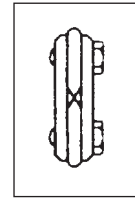
Jaw Designs

There are four basic jaw designs. They are engineered to give long, trouble-free life and the most efficient cutting of the materials which they are designed to cut.

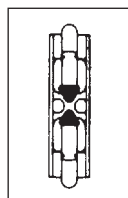
- 1 ANGULAR JAWS**
30° offset jaws have clipper-cut blades, designed for cutting close or flush to a surface. Cuts soft or medium-hard material.



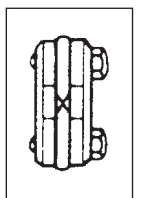
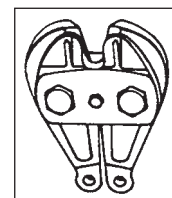
- 2 ALL-PURPOSE JAWS**
Can have center- or clipper-cut blades used for broad cutting applications.



- 3 SHORT-NOSED JAWS**
Center-cut, carbide-tipped blades for cutting hard- and non-alloy chains and padlock hasps.



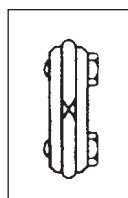
- 4 HEAVY-DUTY STRAP JAWS**
Straps keep the cutting edges aligned under the most demanding applications.



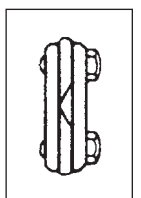
Cutting Blades

Four different cutting blade styles are available for specific types or broad ranges of cutting applications.

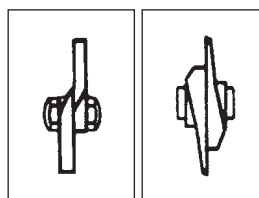
- 1 CENTER-CUT BLADES**
Slightly rounded cutting edges, beveled on both sides, broaden cutting applications.



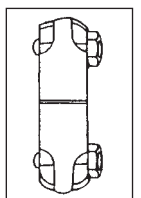
- 2 CLIPPER-CUT BLADES**
Blades are beveled on only one side for smooth flush cuts that are close to workpiece.



- 3 SHEAR-CUT BLADES**
Designed to cut coarse- or fine-strand cable with minimal strand distortion.



- 4 END-CUT BLADES**
Blades are at right angles to handles for easier handling and "head-on" close cutting of materials.



Industrial Grade, Center Cut Cutters



- General plant maintenance tool.
- Drop-forged, precision ground, alloy tool steel jaws with center-cut blades.
- Cuts soft, medium, or hard materials.
- Maximum hardness of material to be cut: Brinell 455 / Rockwell C48
- Lockplate keeps jaws from loosening.
- Toggle joints turn 50 lbs. (23 kg) hand pressure to 4000 lbs. (1.814 kg) cutting pressure.
- Screw-type adjustment realigns edges.
- Steel handles with rubber grips.

Code No.	Approx. Weight		Length		Soft and Medium Hard Materials (Up to Brinell 300, Rockwell C31)		Hard Materials (Up to Brinell 455, Rockwell C48)		Replacement Cutterhead Code No.	Replacement Jaws (Pair) Code No.
	lbs	kg	Inch	mm	Inch	mm	Inch	mm		
1490MC	2 3/4	1	14	356	5/16	8	3/16	5	1413C	1412C
0090MC	3 1/2	2	18	457	3/8	10	1/4	6	0013C	0012C
0190MC	5 1/4	3	24	610	7/16	11	5/16	8	0113C	0112C
0290MC	8 1/2	4	30	762	1/2	13	3/8	10	0213C	0212C
0390MC	12 7/8	6	36	914	9/16	14	7/16	11	0313C	0312C
0590MC	17 1/8	8	42	1067	11/16	18	1/2	13	0513C	0512C

General Purpose Center Cut Bolt Cutters



- Series 2000 Bolt Cutter
- Drop-forged jaws with center-cut blades. Heat treated for wear resistance and long cutting life.
- Cuts soft, and medium/hard materials.
- Maximum hardness of material to be cut: Brinell 300 / Rockwell C31
- Toggle joints turn 50 lbs. (23 kg) hand pressure to 4000 lbs. (1.814 kg) of cutting pressure.
- Precision cast, 1-piece, aluminum alloy handles with rubber grips.

Code No.	Approx. Weight		Length		Soft Materials (Up to Brinell 200, Rockwell C15)		Hard Materials (Up to Brinell 300, Rockwell C31)		Replacement Cutterhead Code No.
	lbs	kg	Inch	mm	Inch	mm	Inch	mm	
1490AC	1,7	0,800	14	356	5/16	8	1/4	6	1413AC
0090AC	2,4	1,100	18	457	3/8	10	5/16	8	0013AC
0190AC	4,0	1,800	24	610	7/16	11	3/8	10	0113AC

Center Cut – Mesh Cutters

- Mesh cutter with tubular steel handles.



Type	Code No.	Weight kg	Length mm	Cuts up to Rockwell HRC 40/mm
800MS	0130000800	2,900	800	8 2 x 7

Replacement cutterheads

813MS	0130000813	for Cutter 800MS
-------	------------	------------------

Boltcutter BC Series

- The Boltcutter Series BC from H.K.Porter® for D.I.Y. and professionals.
- A special blade design “clipper cut” allows to make flush cuts.
- Cuts soft and medium / hard materials.
- Robust construction with steel handles and PVC grips.
- Cutterheads made of special alloyed steel.



Type	Code No.	Weight kg	Length mm	Cuts up to HRC 22/mm	HRC 39/mm
BC340	0131000320	0,900	340	6	5
BC400	0131000400	1,000	400	7	6
BC450	0131000450	1,600	450	10	7
BC610	0131000610	2,300	610	11	9
BC800	0131000800	4,400	800	13	11
BC900	0131000900	4,700	900	15	13

Replacement cutterheads

BC313	0131000313	for Cutter BC340
BC413	0131000413	for Cutter BC400
BC453	0131000513	for Cutter BC450
BC613	0131000613	for Cutter BC610
BC813	0131000813	for Cutter BC800
BC913	0131000913	for Cutter BC900

Industrial Grade, Clipper Cut Cutters



End View

- All-purpose jaws with clipper-cut blades for close or flush cutting.
- Not for cutting hard materials.
- Maximum hardness of material to be cut: Brinell 300 / Rockwell C31
- Lockplate keeps jaws from loosening.
- Toggle joints turn 50 lbs. (23 kg) hand pressure to 4000 lbs. (1.814 kg) cutting pressure.
- Screw-type adjustment realigns edges.

Code No.	Approx. Weight		Length		Soft and Medium Hard Materials (Up to Brinell 200, Rockwell C15)		Hard Materials (Up to Brinell 300, Rockwell C31)		Replacement Cutterhead Code No.
	lbs	kg	Inch	mm	Inch	mm	Inch	mm	
1490MNE	2 3/4	1	14	356	5/16	8	1/4	6	1413NE
0090MNE	3 1/2	2	18	457	3/8	10	5/16	8	0013NE
0190MNE	5 1/4	3	24	610	7/16	11	3/8	10	0113NE
0290MNE	8 1/2	4	30	762	1/2	13	7/16	11	0213NE
0390MNE	12 7/8	6	36	914	9/16	14	1/2	13	0313NE

Angular Style Cutters

For Soft and Medium Hard Metals to 1/2" (13 mm)



End View

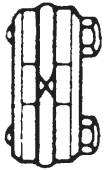
- Angular-style jaws with clipper-cut blades, have a 30° offset to keep work in view and hands clear of work surface while cutting.
- Cuts soft and medium materials.
- Maximum hardness of material to be cut: Brinell 300 / Rockwell C31

Code No.	Approx. Weight		Length		Soft Steel & Non-Ferrous Metals Up to Brinell 200, Rockwell C15		Medium Hard Metals Up to Brinell 300, Rockwell C31		Replacement Cutterhead Code No.
	lbs	kg	Inch	mm	Inch	mm	Inch	mm	
1490MAF	3	2	14	356	5/16	8	1/4	6	1413AF
0190MA	5 1/2	3	24	610	7/16	11	3/8	10	0113A
0390MA	13 1/8	6	36	914	9/16	14	1/2	13	0313A

Heavy Duty Cutters

Center Cut

- Recommended for the most demanding hand cutting applications.
- Heavy-duty straps support the jaws.
- Maximum hardness of material to be cut: Brinell 455 / Rockwell C48
- Lockplate keeps jaws from loosening.
- Toggle joints turn 50 lbs. (23 kg) hand pressure to 4000 lbs. (1.814 kg) cutting pressure.
- Screw-type adjustment realigns edges.
- With tubular steel handles.

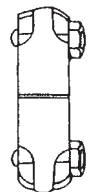


End View

Code No.	Approx. Weight		Length		Hard Metal, Wire Mesh and Reinforcing Rod and Bar		Replacement Cutterhead Code No.
	lbs	kg	Inch	mm	Inch	mm	
0190MCX	5 1/2	3	24	610	5/16	8	0113CX
0290MCX	9 1/4	4	30	762	3/8	10	0213CX
0390MCX	14 1/8	7	36	914	7/16	11	0313CX
0590MCX	18 1/4	8	42	1067	1/2	13	0513CX

End Cut Nipper

- End-cut blades are at right angles to handles for easier handling and head-on, close cutting in confined spaces.
- Cuts soft materials
- Maximum hardness of material to be cut: Brinell 200/Rockwell C15
- Lockplate keeps jaws from loosening.
- Toggle joints turn 50 lbs. (23 kg) hand pressure to 4000 lbs. (1.814 kg) cutting pressure.
- Screw-type adjustment realigns edges.
- Cutterhead 0113E available



End View

Code No.	Approx. Weight		Length		Soft Steel, Non-Ferrous Material		Wrought Iron		Soft Bolts, Rivets Screws, Wire	
	lbs	kg	Inch	mm	Inch	mm	Inch	mm	Inch	mm
0190ME	5 3/8	3	24	610	5/16	8	5/16	8	5/16	8

Nut Splitter

Splits Nuts up to $\frac{3}{4}$ " (19 mm), RC15



- Removes rusted or frozen nuts.
- Center-cut blades
- Blades swivel 360° for ease in splitting hard to reach nuts.
- Black-oxide, rust-resistant finish.
- Plastisol-coated handle
- Place blades across nut at 90° angles, turn power screw with impact or hand wrench to split nuts.
- Doesn't injure bolt or thread, splits both sides of nut at once.

Code No.	Approx. Weight		Length		Capacity	Replacement Blade (1 each) Code No.
	lbs	kg	Inch	mm		
1390PQ	3 $\frac{1}{8}$	2	11 $\frac{3}{4}$	299	Cuts nuts up to $\frac{3}{4}$ " (19 mm) across flats	1317PQ

Handklip® Cutter



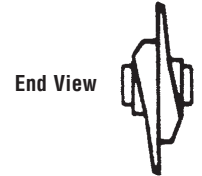
- Parrot-beak jaw with center-cut blades, to grasp wire and staples.
- Cuts wire, cable, and light chain, up to $\frac{3}{16}$ " (4,8 mm) diameter, soft and med. hard metals up to $\frac{1}{4}$ " (6,4 mm) diameter, and medium hard chain link.
- Maximum hardness of material to be cut: Brinell 300 / Rockwell C31
- Screw-type adjustment realigns edges.
- 1-handed operation
- Toolbox and pocket size
- Does NOT meet MIL-SPEC, customer service will provide information on MIL-SPEC tools.

Code No.	Approx. Weight		Length		Soft and Medium Hard Materials	
	oz	kg	Inch	mm	Inch	mm
0690C	13	0,500	9	229	$\frac{3}{16}$	5

Shear Type Hand Operated Cutters

- Lightweight, rugged cutter
- Drop-forged, alloy tool steel jaws with shear-cut blades.
- Cuts copper or aluminum, power and communications cable.
- Fiberglass handles for 2-handed control.

Power and Communications Cable Cutters



Code No.	Approx. Weight		Length		Copper Power Cable	Aluminum Power Cable	Communications Cable		Replacement Cutterhead Code No.
	lbs	kg	Inch	mm			Inch	mm	
0290FCS	4 1/2	2	25 1/2	648	500 MCM	750 MCM	1 3/8	35	0213CSS
0390FCS	6	3	32	813	750 MCM	1200 MCM	1 3/4	44	0313FCS


Hand Ratcheting Cable Cutters

- Compact size for one-handed ratcheting in tight spaces.
- CNC sharpened cutting edges for increased cutting capacity.
- Forged handles for superior strength.
- Square finger guards for stability during one-handed ratcheting.
- Release button positioned away from blade for increased safety.
- Durable, attractive blister card packaging for retail display.
- Not for use on ACSR or steel cable.



50090RFS

Code No.	Approx. Weight		Length		Frequent use		Max. Capacity	
	lbs	kg	Inch	mm	Copper	Aluminium	Copper	Aluminium
50090RFS	1.46	0,700	14.87	378	500 MCM/240 mm ²	600MCM/300 mm ²	600 MCM/300 mm ²	750 MCM/400 mm ²



Warning – Cutter 50090RFS is not insulated. Do not use on live wires.

Shear Type Cable Cutters

For Wire Rope to 3/4" (19 mm)



- Notched, shear-cut blades hold and lock cable in cutting position.
- Cuts steel cable, coarse- or fine-stranded cable, or wire rope with minimal distortion.
- Toggle joints turn 50 lbs. (23 kg) hand pressure to 4000 lbs. (1.814 kg) cutting pressure.
- Screw-type adjustment realigns edges.

Code No.	Approx. Weight		Length		Wire Rope		Hard Stainless Steel Cable		Aircraft Cable		Replacement Cutterhead Code No.
	lbs	kg	Inch	mm	Inch	mm	Inch	mm	Inch	mm	
1490MTN	2 3/4	1	14	356	1/4	6	1/4	6	1/4	6	1413TN
0190MTN	5	2	24	610	3/8	10	3/8	10	3/8	10	0113TN
0390MTN	12	6	36	914	5/8	16	5/8	16	5/8	16	0313TN
0590MTN	17	8	42	1067	3/4	19	3/4	19	3/4	19	0513TN

Swaging Tool



- For crimping cable ferrules and stops.
- Strap cuts wire rope to 1/4" (6,4 mm).

Code No.	Approx. Weight		Length		Capacity	
	lbs	kg	Inch	mm	Inch	mm
0190NSL	7	3	25	635	1/16 - 3/16"	1,6 - 4,8

Communications Cable Cutters



- Shear-cut blades give clean, sharp cut with minimal distortion.
- Cuts lead- and rubber-covered communications cable only.
- Do NOT cut hard cable, ACSR, self-supporting strand, or steel.

Code No.	Approx. Weight		Length		Communications Cable Only		Replacement Handle/Blade Assy Code No.
	lbs	kg	Inch	mm	Inch	mm	
0190CSP	5 1/4	3	23 1/2	597	1	25	0119CSP
0390CSP	10 3/4	5	37	940	2 1/4	57	0319CSS

Compact, Electric Cable Cutter

- High-leverage jaws with shear-cut blades.
- Do NOT cut steel or ACSR.
- Plastic covered, non-slip grips.
- Compact cutter fits into most tool pouches.
- NOT an insulated tool.
- Blister packed for easy point-of-purchase display.



Code No.	Approx. Weight		Length		Copper Cable mm	Aluminum Cable mm
	lbs	kg	Inch	mm		
0890CSJ	1	0,454	9 1/2	241	2	4

Pocket Wire Rope and Cable Cutter

- Top-quality, pocket-size cutter
- Shear-cut blades
- Excellent cutter for 3/16" (4,8 mm) hard -1/4" (6,4 mm) soft wire rope or cable, piano wire, or aircraft cable.
- Packaged for easy point-of-purchase display.



Code No.	Approx. Weight		Length		Cable Capacity		Rod Capacity	
	lbs	kg	Inch	mm	Inch	mm	Inch	mm
0690TN	1	0,454	7 1/2	190	3/16	5	3/32	2,4

Wire Cutter

- Center-cut blades
- Cuts mild steel (Brinel 140) (80.000 PSI) to 5/32" (4 mm) diameter
- Cuts hard steel (HRC 44) (208.000 PSI) to 3/32" (2,4 mm) diameter



Code No.	Approx. Weight		Length		Mild Steel Diameter		Hard Steel Diameter	
	lbs	kg	Inch	mm	Inch	mm	Inch	mm
PWC9	0,5	0,300	8 1/2	216	5/32	4	3/32	3

Steel Strap Cutter

For Strap to 3/4" (19 mm)



- Sheer-cut blades give clean, smooth, easy cuts.
- Lower jaw slides under the tightest strapping or staple.
- Workhead has black oxide, rust-resistant finish.
- Cuts steel strap up to 3/4" (19 mm) wide.
- Spring action handles with Plastisol® grips open jaws automatically before and after each cut.
- HKP's most popular strap cutter model.

Code No.	Approx. Weight		Length		Flat Steel Strap		Round Steel Tie Wire	
	lbs	kg	Inch	mm	Inch	mm	Inch	mm
0990T	1	0,550	9	229	3/4 x 0,035	19 x 1	0,080	2

Steel Strap Cutter

Cuts Steel Strap up to 1 1/4" (32 mm)



- Sheer-cut blades
- Workhead has black oxide, rust-resistant finish.
- 1-handed operation gives extra leverage for continuous cuts of wide steel strap, quickly and cleanly.
- Cushion grip handles.

Code No.	Approx. Weight		Length		Flat Steel Strap	
	lbs	kg	Inch	mm	Inch	mm
1290G	1 1/2	0,775	12	305	1 1/4 x 0,050	32 x 1

Heavy Duty, Steel Strap Cutter

For Strap to 2" (51 mm)



- Sheer-cut blades
- Cuts heavy steel strapping up to 2" (51 mm).
- Excellent for pallets, loading and unloading freight cars, trucks, and ships.
- Long-handled, goose neck, 2-hand operated cutter.
- Keep hands away from cutting area.

Code No.	Approx. Weight		Length		Flat Steel Strap	
	lbs	kg	Inch	mm	Inch	mm
2690GP	7	3	24	610	2 x 0,050	51 x 1

Compact Ratcheting Cable Cutter

- Compact, lightweight cutter, for confined spaces.
- Ratchet-type jaws with shear-cut blades grip and hold while moderate pumping action cuts cable.
- Leaves no burrs or sharp edges.
- Both blades cut.
- Fiberglass handles with non-slip, plastic grips.
- Cutter has self-lubricating ratchet and only 6 moving parts.
- Note: MCM capacity does not include cable insulation, MCM capacity equates to conductor size only.

1 3/16" (30 mm) Capacity




Code No.	Approx. Weight		Length		Copper Cable	Aluminum Cable	Communication Cable	
	lbs	kg	Inch	mm			Inch	mm
6990FS	3 1/2	2	14	356	500 MCM/240 mm ²	795 MCM/425 mm ²	1 3/16	30

*Do Not Cut EHS guy wire

Ratchet Type, Soft Cable Cutter

- Jaw keeper prevents jaws from spreading while under heavy load.
- Cuts copper and aluminum communications and power cable in sizes up to 2" (51 mm), including rubber or lead covered cable.
- Improved heavy duty jaw design.
- Built for tough conditions.
- Ratchet mechanism provides as much as 5 times mechanical advantage over manual cutters.
- Cuts all types of copper and aluminum cables up to 2500MCM.

2" (51 mm) Capacity



Code No.	Approx. Weight		Length		Copper and Aluminum Cable, All Types		Replacement Cutterhead Code No.
	lbs	kg	Inch	mm	Inch	mm	
8690FSK	3 1/2	4	27 1/2	700	2	51	8613FSK

Ratchet-type, Soft Cable Cutters



8790FSK



8790CS

- Jaws with shear-cut blades, have special pivoting handle to allow cutterhead to be opened to maximum width independent of handle position.
- Cuts copper and aluminum, power and communications cable.
- Specially designed to cut conductors with large insulation.
- Maximum handle spread of 22" (559 mm) for working in confined spaces.
- Advanced cutter gives mechanical advantage of over 50 to 1.
- For special applications contact customer service department.

Code No.	Approx. Weight		Length		Copper and Aluminum Power/Comm. Cable		Replacement Cutterhead Code No.
	lbs	kg	Inch	mm	Inch	mm	
8790FSK	10 1/2	5	27 1/2	700	2	51	8713FSK
8790CS	15	6	27 1/2	700	3	73	8713CS

Ratchet-type, Hard Cable Cutter

1 3/16" (30 mm) Capacity



- Jaw keeper prevents jaws from spreading while under heavy load.
- Shear-cut blades
- Ratchet and chain increase cutting pressure as handles open and close.
- Cuts hard cable, ACSR, ACAR, ZEBRA, and self-supporting telephone cable, with minimal distortion.
- Moderate pressure needed to open and close handles.
- Can be used effectively with short strokes in confined spaces.
- Increased mechanical advantage over manual cutters.
- Not recommended for cutting insulated copper or aluminum cable.

Code No.	Approx. Weight		Length		ACSR, ACAR, ZEBRA, and Telephone Cable (self supporting)		Replacement Cutterhead Code No.
	lbs	kg	Inch	mm	Inch	mm	
8690FH	10 1/2	5	29 1/4	743	1 3/16	30	8613FH

Ratchet-type, Guy Strand Cutter

- Notched shear-cut blades hold material firmly in place while ratchet and chain produce easy, progressive cuts.
- Cuts EHS guy strand, mild steel rods and bolts, and similar materials.
- Makes clean, square cuts with minimal distortion.
- Increased mechanical advantage over manual cutters.

1/2" (13 mm) Capacity



Code No.	Approx. Weight		Length		EHS Guy Strand		Common Guy Strand		Replacement Cutterhead Code No.
	lbs	kg	Inch	mm	Inch	mm	Inch	mm	
8690CK	8 3/4	4	28	711	1/2	13	1/2	13	8613CK

Ratchet-type, Wire Rope Cutter

- Ratchet-type jaws with notched shear-cut blades hold and lock material in place.
- Cuts aircraft cable, EHS guy strand, wire rope, and hard, stainless-steel cable.
- Cuts all strands with minimal crushing or distortion.
- Increased mechanical advantage over manual cutters.


3/4" (19 mm) Capacity



Code No.	Approx. Weight		Length		EHS Guy Strand		Aircraft Cable, Hard Stainless Steel Cable		Replacement Cutterhead Code No.
	lbs	kg	Inch	mm	Inch	mm	Inch	mm	
8690TN	13	6	36	914	5/8	16	3/4	19	8613TN

Pneumatic Cutters

Rod Cutter Workhead



Air consumption per cutting operation at

Type	6 bar	9 bar
9190	2,9 l	4,2 l
9290	6,5 l	9,5 l

- Recommended pressure 6-9 bar.
- Used in the wire-shelving industry.
- No exhaust shock.
- 4 cutterheads available for a wide range of production needs: center-cut, clipper-cut, angular jaws, and end-cut.
- Cuts soft, medium, or hard materials.
- Heavy-duty workhead (9290 series) has 5" bore (127 mm) and 3" stroke (76 mm).
- Light duty workhead (9190 series) has 4" bore (102 mm) and 2" stroke (51 mm).
- Cutting controlled by manual pressure.
- Filter-lubricator units recommended in air supply line for long tool service.
- C- "Center Cut" for soft, medium, hard metals to Brinell 400, Rockwell C42.
- NE- "Clipper Cut" for close cutting, soft or medium hard metals to Brinell 300, Rockwell C31.
- A- "Angular cut" for soft or medium hard metals to Brinell 300, Rockwell C31.

Code No.	Description	A		B		C		Approx. Weight		Capacity	
		Inch	mm	Inch	mm	Inch	mm	lbs	kg	Inch	mm
9190C	Light duty, Center Cut	15	381	7 1/4	184	3 1/8	79	11	5	3/8	10
9190NE	Light duty, Clipper Cut	15	381	7 1/4	184	3 1/8	79	11	5	3/8	10
9190A	Light duty, Angular Cut	15	381	7 1/4	184	3 1/8	79	11	5	3/8	10
9290C	Heavy duty, Center Cut	17 1/2	445	10	254	3 3/4	95	18 1/4	9	1/2	13
9290NE	Heavy duty, Clipper Cut	17 1/2	445	10	254	3 3/4	95	18 1/4	9	1/2	13

Replacement Cutterhead

9113C	for 9190C
9213C	for 9290C
9113NE	for 9190NE
9213NE	for 9290NE
9113A	for 9190A

Additional spare parts on inquiry.



**Soldering Tools, Accessories,
Insulated Screwdriver, and Pliers**

Weller®

Weller® Table of Contents

Contents	Page No.
Soldering Stations & Accessories	177
Soldering Guns & Accessories	178–180
Soldering Irons & Accessories, SP + SI Series	181–183
Replacement Parts, SI Series	184
Soldering Irons & Accessories, Series Mini 2000	185
Supports for Soldering Irons & PCB Holder	186–187
Solder Accessories	188–192
Other Accessories	193
Cordless Soldering Irons & Accessories	193–199
Hobbykits for Pokerwork and Stained Glass & Accessories	200–201
Soldering Irons for Stained Glass & Accessories	202–203
Soldering Stations for Stained Glass & Accessories	204
Screwdrivers and Pliers, 1000 Volts insulated	205–206
Weller® Numerical Index	238

Temperature Controlled Soldering Stations

- The temperature range can be controlled between 200°C and 450°C. The WHS40 soldering station from Weller rules out the risk of temperature shocks which can occur with conventional soldering bits.
- Desired temperatures can be set precisely in such a way that you no longer have to worry about overheating sensitive areas.
- Consist of power unit, soldering iron with nickel-plated tip 2,0 mm and support.



Type	Code No.	Watts	Volts	Hz	Weight g	Shelf Pack
WHS40	0056806699	40	230	50	1460	1
WHS40 (GB)	0056806399	40	230	50	1488	1

Temperature Controlled Digital Soldering Stations

- The new electronically controlled soldering station WHS40D operates with a temperature range of 150°C–450°C.
- The precise soldering tip temperature shows on the digital read-out (pre-set and real value).
- This soldering station is suitable for delicate soldering tasks on temperature sensitive components.
- LED to monitor the heater is integrated in the display.
- The temperature adjusts via buttons.
- Consist of power unit, soldering iron with “Longlife” tip 2,0 mm and support.



Type	Code No.	Watts	Volts	Hz	Weight g	Shelf Pack
WHS40D	0056828699	40	230	50	1460	1
WHS40D (GB)	0056828399	40	230	50	1490	1

Straight Tips for Soldering Stations WHS40 and WHS40D

Type	Code No.	Packed	Nickel plated	Longlife	Diameter mm	Width mm	Shelf Pack
43113	0054311399	Polybag	x		3,5	2,0	1
S3	0054003499	Carded	x		3,5	3,5	6
S31	0054321099	Carded		x	3,5	0,4	6
S32	0054321199	Carded		x	3,5	2,0	6

(S3 = 3 tips on card)

Spare Parts for Soldering Stations WHS40 and WHS40D

Type	Code No.	Description	Weight g	Shelf Pack
WH40	0056810699	Soldering Iron with “Longlife” tip 2,0 mm	116	1
	0058743708	Sponge (2 pcs.)	5	1
	0058743709	Spring with funnel	35	1

Expert Soldering Guns



- Red housing with built-in illumination of the solder-joint and cooper soldering tip.
- All purpose gun, that tackles soldering, cutting, sealing and pokerwork with instant heat trough interchangeable tips.
- Operated by fingertip trigger this gun is ready to solder in 7 seconds.
- 8100 UCK/UDK/UCPK contain 8100 Expert soldering gun, coil of multi-purpose solder, cutting tip, smoothing tip and a soldering aid tool.
- UC & UD: Packaging with inspection window without accessories.
- UCK: Packaging with inspection window with accessories.
- UCPK & UDK: In plastic case with accessories.



Type	Code No.	Watts	Volts	Hz	Weight g	Shelf Pack
8100UC	0050200299	100	230	50	1300	6
8100UCK	0050201299	100	230	50	1330	6
8100UCPK	0050202299	100	230	50	1400	6
8100UD (GB)	0050107299	100	230	50	1300	6
8100UDK (GB)	0050107899	100	230	50	1400	6

Standard Soldering Guns



- Black housing with copper soldering tip.
- Universal soldering gun with instant heat fingertip trigger, ready to solder in 7 seconds.
- Ideal for hobbies, model making and home repairs.
- 9200 UCPK/UDK contain 9200 standard soldering gun, coil of multi-purpose solder, cutting tip, smoothing tip and a soldering aid tool.
- UC & UD: Packaging with inspection window without accessories.
- UCPK & UDK: In plastic case with accessories.



Type	Code No.	Watts	Volts	Hz	Weight g	Shelf Pack
9200UC	0050206399	100	230	50	1236	6
9200UCPK	0053813199	100	230	50	1390	6
9200UD (GB)	0050206499	100	230	50	1230	6
9200UDK (GB)	0050206999	100	230	50	1400	6

Standard UC3 Soldering Gun

- Housing in ocean blue with copper soldering tip in triangular packaging, not including accessories.



Type	Code No.	Watts	Volts	Hz	Weight g	Shelf Pack
9200UC3	0050208499	100	230	50	1080	12


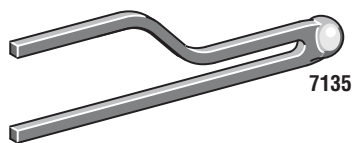
Robust Soldering Guns

- Yellow housing with built-in solder-joint illumination.
- Professional heavy-duty gun with iron-plated Longlife soldering tip.





Type	Code No.	Watts	Volts	Hz	Weight g	Shelf Pack
05C	0050500299	250	230	50	1830	6

Tips for Expert Soldering Gun 8100




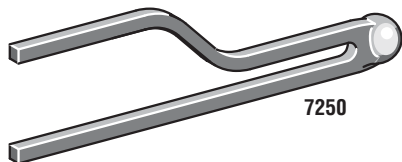
Type	Code No.	Description	Shelf Pack
7135	0054000299	Copper soldering tip (2 on card)	12
6110	0054000199	Cutting tip	12
6120	0054000399	Smoothing tip	12
PL-1	0054001299	Sealing tip & Teflon tape (for sealing plastic)	12
01101	0054001499	Sealing tip (for plastic)	12
RCT	RCT	Rope cutting tip	12

Tips for Standard Soldering Gun 9200



Type	Code No.	Description	Shelf Pack
7135	0054000299	Copper soldering tip (2 on card)	12
6110	0054000199	Cutting tip	12
6120	0054000399	Smoothing tip	12
PL-1	0054001299	Sealing tip & Teflon tape (for sealing plastic)	12
01101	0054001499	Sealing tip (for plastic)	12
RCT	RCT	Rope cutting tip	12

Tips for Robust Soldering Gun 05



Type	Code No.	Description	Shelf Pack
7250	0054000499	Copper soldering tip	12
6150	0054000599	Soldering tip (iron plated, Longlife)	12
6130	0054000899	Cutting tip	12
6140	0054001099	Smoothing tip	12
03102	0054001899	Sealing tip (for plastic)	12

Soldering Irons, SP Series

Fine Duty Irons, 15 Watts

- For fine duty work such as in home electronics, light duty electrical repairs and hobby work.
- Fitted with straight tip, nickel-plated 2,0 mm (type S5).
- ON / OFF indicator light



Type / Code No.	Watts	Volts	Hz	Weight g	Shelf Pack
SP15LEU (VDE)	15	230	50	338	6
SP15LUK (GB)	15	230	50	350	6
SP15LCH (CH)	15	230	50	338	6
SP15ISR (ISR)	15	230	50	348	6
SP15LZA (ZA)	15	230	50	348	6
SP15LDK (DK)	15	230	50	338	6

General Duty Irons, 25 Watts

- All-purpose iron for general electrical repairs in the home and hobby workshop.
- Fitted with straight tip nickel-plated 0,8 mm (type MT1).
- ON / OFF indicator light



Type / Code No.	Watts	Volts	Hz	Weight g	Shelf Pack
SP25LEU (VDE)	25	230	50	369	6
SP25LUK (GB)	25	230	50	380	6
SP25LCH (CH)	25	230	50	369	6
SP25ISR (ISR)	25	230	50	380	6
SP25LZA (ZA)	25	230	50	380	6
SP25LDK (DK)	25	230	50	369	6

Medium Duty Irons, 40 Watts

- Medium duty iron for most general soldering repairs where a little more power is required.
- Fitted with straight tip, nickel-plated 6,3 mm (type MT10).
- ON / OFF indicator light



Type / Code No.	Watts	Volts	Hz	Weight g	Shelf Pack
SP40LEU (VDE)	40	230	50	402	6
SP40LUK (GB)	40	230	50	412	6
SP40LCH (CH)	40	230	50	402	6
SP40ISR (ISR)	40	230	50	412	6
SP40LZA (ZA)	40	230	50	412	6
SP40LDK (DK)	40	230	50	402	6

Heavy Duty Irons, 80 Watts

- Heavy duty iron for making metal repairs, such as battery connections and small metal joining tasks.
- Fitted with straight tip, iron-plated, "Longlife" 9,5 mm (type MTG20).
- ON / OFF indicator light



Type / Code No.	Watts	Volts	Hz	Weight g	Shelf Pack
SP80LEU (VDE)	80	230	50	452	6
SP80LUK (GB)	80	230	50	462	6
SP80LCH (CH)	80	230	50	452	6
SP80LISR (ISR)	80	230	50	462	6
SP80LZA (ZA)	80	230	50	462	6
SP80LDK (DK)	80	230	50	452	6

Soldering Irons, SI Series

Heavy Duty Irons 120, 175 and 200 Watts

- Heavy duty irons for the professional user and light industrial operator.
- For demanding jobs like sheet metal work.
- SI120 fitted with bent tip, nickel-plated 12,5 mm (type 43110)
- SI175 fitted with bent tip, nickel-plated 16,0 mm (type 43111)
- SI251 fitted with bent tip, nickel-plated 20,0 mm (type 43112)



Type	Code No.	Watts	Volts	Hz	Weight g	Shelf Pack
SI120	0056807699	120	230	50	930	6
SI120 (GB)	0051807799	120	230	50	870	6
SI175	0056808699	175	230	50	1030	6
SI175 (GB)	0051808799	175	230	50	970	6
SI251	0056809699	200	230	50	1190	6

Soldering Tips, Nickel-Plated, Packed on Card

For Soldering Iron	Type	Code No.	Description	Diameter mm	Width mm	Shelf Pack
SP15L / SI15	S5	0054313199	straight, 3 pcs.	3,5	2,0	6
	S3	0054003499	straight, 3 pcs.	3,5	3,5	6
SP25L	MT1	0054313299	straight, 3 pcs.	4,5	0,8	6
	MT2	0054313399	straight, 3 pcs.	4,5	4,0	6
	MT6	0054313499	smoothing tip, 1 pc.	4,5	10,0	6
	HK11	0054313599	hot knife, 1 pc.	4,5	–	6
SP40L / SI40	MT10	0054313699	straight, 3 pcs.	6,3	6,3	6
	S4	0054003299	bent, 3 pcs.	6,3	6,3	6
SP80L / SI75	S8	0054003399	bent, 2 pcs.	9,5	9,5	6
SI100 / SI120	S7	0054311099	bent, 1 pc.	12,5	12,5	6

Soldering Tips, Nickel-Plated, Packed in Polybag

For Soldering Iron	Type	Code No.	Description	Diameter mm	Width mm	Shelf Pack
SP15L / SI15	43113	0054311399	straight	3,5	2,0	1
	43115	0054311599	straight	3,5	3,5	1
SI25	43003	0054300329	straight	4,5	4,5	1
	43004	0054300499	bent	4,5	4,5	1
SP40L / SI40	43105	0054310500	straight	6,3	6,3	1
	43108	0054310899	bent	6,3	6,3	1
SP80L / SI75	43106	0054310629	straight	9,5	9,5	1
	43109	0054310929	bent	9,5	9,5	1
SI100 / SI120	43107	0054310799	straight	12,5	12,5	1
	43110	0054311000	bent	12,5	12,5	1
SI175	43111	0054311199	bent	16,0	16,0	1
SI251	43112	0054311299	bent	20,0	20,0	1

Soldering Tips, Iron-Plated "Longlife", Packed on Card

For Soldering Iron	Type	Code No.	Description	Diameter mm	Width mm	Shelf Pack
SP15L / SI15	S31	0054321099	straight	3,5	0,4	6
	S32	0054321199	straight	3,5	2,0	6
SI25	S33	0054320099	straight	4,5	2,0	6
	S34	0054320199	straight	4,5	3,0	6
	S35	0054320299	straight	4,5	5,0	6
SP40L / SI40	S36	0054322099	straight	6,3	5,0	6
	S37	0054322299	bent	6,3	5,0	6
SP80L / SI75	S38	0054323099	straight	9,5	7,0	6
	S39	0054323299	bent	9,5	7,0	6
	MTG20	0054313799	straight	9,5	9,5	6
SI100 / SI120	S41	0054324399	bent	12,5	12,5	6

Replacement Parts for Soldering Irons

For Soldering Iron	Type	Code No.	Description	Shelf Pack
SI120	12202	0051220200	Supporting Screw for tip	1
	87167	0058716779	Handle	1
	10203	0051020300	Screw for handle	1
	11631	0051163100	Nylon screw for handle	1
	70009	0057000900	Terminal wire, 3-pole	1
	11624	0051162400	Socket for cable	1
	64256	0056425699	Replacement heating element	1
SI175	12202	0051220200	Supporting screw for tip	1
	87167	0058716779	Handle	1
	10203	0051020300	Screw for handle	1
	11631	0051163100	Nylon screw for handle	1
	70009	0057000900	Terminal wire, 3-pole	1
	11624	0051162400	Socket for cable	1
	64266	0056426699	Replacement heating element	1
SI251	12202	0051220200	Supporting screw for tip	1
	87167	0058716779	Handle	1
	10203	0051020300	Screw for handle	1
	11631	0051163100	Nylon screw for handle	1
	70009	0057000900	Terminal wire, 3-pole	1
	11624	0051162400	Socket for cable	1
	64276	0056427699	Replacement heating element	1


Soldering Irons, Series Mini 2000

- Specifically designed for the electronic hobbyist.
- Lightweight iron, perfectly balanced, with an ergonomically designed handle.
- Available in 12, 15 and 20 Watts plus a 12 Volt version with 15 Watts for connecting to a car battery.
- Type WM12 fitted with nickel-plated tip, width 2,4 mm
- Type WM12L fitted with iron-plated "Longlife" tip, width 2,0 mm
- Type 2012 fitted with nickel-plated tip, width 0,65 mm
- Type WM15L and WM15L12 fitted with iron-plated "Longlife" tip, width 2,0 mm
- Type 2015 fitted with nickel-plated tip, width 2,0 mm
- Type WM20 and 2020 fitted with nickel-plated tip, width 3,5 mm
- WM20L fitted with iron-plated "Longlife" tip, width 3,5 mm



Type	Code No.	Watts	Volts	Hz	Weight g	Shelf Pack
WM12	0056811199	12	230	50	215	6
WM12L	0056812199	12	230	50	215	6
2012 (GB)	0056811299	12	230	50	195	6
WM15L	0056813199	15	230	50	215	6
WM15L12	0056810099	15	12	AC/DC	145	6
2015 (GB)	0056814299	15	230	50	198	6
WM20	0056815199	20	230	50	220	6
WM20L	0056816199	20	230	50	220	6
2020 (GB)	0056815299	20	230	50	200	6

Soldering Tips for Soldering Irons, Series Mini 2000



For Soldering Iron	Type	Code No.	Width mm	Nickel Plated	Iron-Plated "Longlife"	Shelf Pack
WM12	MTN1	0054301099	0,65/2,4	x		6
WM20	MTN2	0054301199	2,4/3,5	x		6
WM12L, WM15L	MTL1	0054301299	2,0		x	6
WM20L	MTL2	0054301399	3,5		x	6
2012 (GB)	STT1	0054329599	0,25	x		6
2015 (GB)	STT2	0054329699	2,0	x		6
2020 (GB)	STT3	0054329799	3,5	x		6

(Tips STT = 3 pcs./all tips are packed on card)

Support KH15



Type	Code No.	Description	Weight g	Shelf Pack
KH15	0051502199	For soldering irons, series Mini 2000	425	1

Support AH1



Type	Code No.	Description	Weight g	Shelf Pack
AH1	0051239800	For soldering irons up to 75 Watts, Hobbykit 1 & 2 and Series Mini 2000	20	1

Support AH2/AH3



Type	Code No.	Description	Weight g	Shelf Pack
AH2	0058718701	For soldering irons up to 100 Watts	69	1
AH3	0058718700	For soldering irons up to 200 Watts	75	1

Support KH30



Type	Code No.	Description	Weight g	Shelf Pack
KH30	0051504099	For soldering irons up to 100 Watts, Hobbykit 1 and 2	620	1

PCB Holder

- Maximum mounting surface of 160 x 235 mm.
- PCB's and components can be rotated through 360° at increments of 15°.
- Work-piece is held in place by spring clamps.
- Side pieces are adjustable along a continuum. Hexagonal socket screws hold in place.
- Built-in, non-slip rubber feet.
- A firm work surface is assured by a well positioned centre of gravity and built-in rubber feet.
- Moveable arm with cushion grip holds components in place.
- Offers many possibilities for attaching different shaped components, connectors, soldering strips etc.



Type	Code No.	Description	Weight g	Shelf Pack
ESF120	0051502599	Euro-Solder-Fix	460	1

Solder, Lead Free, EL99/1



- “Lead free” solder S-Sn99Cu1, DIN EN 29453 (Sn99,3Cu0,7). 2,2% resin DIN EN 29454, 1.1.2.B

Type	Code No.	Description	Packed	Shelf Pack
EL99/1-25	0054025099	Lead free solder 25 g, Ø 1,0 mm	Carded	6
EL99/1-100	0054025199	Lead free solder 100 g, Ø 1,0 mm	Carded	6
EL99/1-250	0054025299	Lead free solder 250 g, Ø 1,0 mm	Carded	6

Solder BL50/50-100



Type	Code No.	Description	Packed	Shelf Pack
BL 50/50-100	0054002499	Solder 100 g, Ø 1,5 mm L-Sn 50 PbCu/zh DIN 8516, F-SW 26	Carded	6

Solder RL 60/40-100



Type	Code No.	Description	Packed	Shelf Pack
RL 60/40-100	0054002599	Solder with a resin-core, 100 g, Ø 1,5 mm L-Sn 60 PbCu 2/zh DIN 8516, F-SW 26	Carded	6

Soldering Grease LF 25



Type	Code No.	Description	Packed	Shelf Pack
LF 25	0054002699	Soldering grease, 20 g DIN 8511, F-SW 21	Carded	6

Solder Solution LW 25



Type	Code No.	Description	Packed	Shelf Pack
LW 25	0054002799	Solder solution, approx. 25 ml. DIN 8511, F-SW 12	Carded	6

Stone salmiak LS 25



Type	Code No.	Description	Packed	Shelf Pack
LS 25	0054002899	Stone salmiak, approx. 70 g 65 x 45 x 20 mm, Ammonium chloride	Carded	6

Solder BL 50/50-250



Type	Code No.	Description	Packed	Shelf Pack
BL 50/50-250	0054004399	Solder, 250 g, Ø 1,5 mm L-Sn 50 PbCu/zh DIN 8516, F-SW 26	Carded	6

Solder RL 60/40-250



Type	Code No.	Description	Packed	Shelf Pack
RL 60/40-250	0054004299	Solder with resin-core , 250 g, Ø 1,5 mm L-Sn 60 PbCu 2/zh DIN 8516, F-SW 26	Carded	6

Solder L 60/40-25



Type	Code No.	Description	Packed	Shelf Pack
L 60/40-25	0054002999	Solder with resin-core, 25 g, Ø 1 mm on reel L-Sn 60 PbCu 2/zh DIN 8516, F-SW 26	Carded	6

Electronic Solder EL 60/40-100



Type	Code No.	Description	Packed	Shelf Pack
EL 60/40-100	0054004599	Electronic solder with resin-core, 100 g, Ø 1 mm L-Sn 60 PbCu 2/zh DIN 8516, F-SW 26	Carded	6

Tiffany Solder TL 60/40-100



Type	Code No.	Description	Packed	Shelf Pack
TL 60/40-100	0054009099	Solder, 100 g, Ø 3 mm, for Tiffany work L-Sn 60 Pb (Sb)/zh EN 29453	Carded	6

Solder Assortment WLS 20-65



Type	Code No.	Description	Packed	Shelf Pack
WLS 20-65	0054009499	Solder assortment 1 Solder Wire, 20 g, Ø 1,5 mm L-Sn 50 PbCu/zh, DIN 8516, F-SW 26 1 Stone 65 x 45 x 20 mm, Ammonium chloride 1 Solder solution DIN 8511, F-SW 12 1 Solder grease DIN 8511, F-SW 21	Carded	6

Solder Rods WLS 30



Type	Code No.	Description	Packed	Shelf Pack
WLS 30	0054010699	3 Solder rods, 20 cm long, approx. 40 g each L-PbSn 30 (Sb), EN 29453	Carded	6

Fitting Solder FL 97/3



Type	Code No.	Description	Packed	Shelf Pack
FL 97/3	0054010999	Fitting solder No. 3, 100 g, Ø 3 mm L-Sn Cu 3/zh, EN 29453	Carded	6

Other Accessories



DSP11

Type	Code No.	Description	Packed	Shelf Pack
EL1	0054006599	Desoldering wire, width 1,5 mm	Carded	6
EL2	0054006699	Desoldering wire, width 2,2 mm	Carded	6
DSP11	0054011099	Desoldering pump	Carded	6
WS1	0054007599	"Strippi" Wire Stripper	Carded	6
SW1	0054006799	Sponge for all KH supports	Carded	6
22419	0052241999	Sponge, 5 pcs., for all KH supports	Polybag	6

Battery Powered Soldering Iron

- Fast Heat-Up Battery Powered Soldering Iron.
- The heating element is in the tip for super-fast heat-up.
- Heats up to working temperature in under 15 seconds.
- Red LED light indicates when power is on.
- Protective safety cap turns off power when placed on tool.
- Over 120 intermittent solder joints with fresh batteries.
- Perfect for field service repair on small parts and components.
- Includes iron, tip, 3 DuraCell AA batteries, lead-free solder and tip wrench.



Type / Code No.	Description	Watts	Weight g	Shelf Pack
BP645EU	Battery powered soldering iron	6	179	5

Cordless Soldering Irons, 15 Watts



WC110C

- Heats up to approx. 370°C in 6 seconds.
- Fingertip control with safety-lock switch.
- “Longlife” nickel cadmium batteries fully charged overnight.
- Interchangeable tips
- Built-in work light
- Slim, lightweight balanced design
- Packed in coloured carton consisting of soldering iron complete with tip WC 112 and battery charger.



Type	Code No.	Watts	Volts	Hz	Weight g	Shelf Pack
WC110C	0051604299	15	230	50	464	6

Tips for Cordless Soldering Irons

- For Soldering Irons WC110C and WC100CPK.
- Tips with built-in heating element.

Type	Code No.	Description	Width mm	Shelf Pack
WC111	0051611199	chisel	2,5	6
WC112	0051611099	chisel	1,5	6
WC113	0051611299	pointed	0,8	6

Butane Gas Operated Soldering Iron WP2 Pyropen Jr.



- Mini iron soldering and brazing that goes everywhere with temperature control.
- Recharged in seconds
- This easy-to-handle butane gas operated soldering pen requires no power cord or batteries and is electrically completely neutral (no peaks).
- “Longlife” soldering tips deliver quick heat-up time.
- Temperature control of soldering iron: 200–450°C
Hotblow feature: 430°C max., torch feature: 1300°C max. All temperature are approximate.
- Consist of WP2 Pyropen Jr., iron holder, cleaning sponge, tapered needle “Longlife” tip 0,5 mm (71-01-01) and gas-refill.



Type	Code No.	Description	Weight g	Shelf Pack
WP2	0051606599	Pyropen Jr.	245	1

Soldering Tips for WP2 Pyropen Jr.

- “Longlife” soldering tips with catalyst.
- All tips are packed on card.



71-01-01



71-01-02



71-01-03



71-01-04

Type	Code No.	Description	Width mm	Shelf Pack
71-01-01	0051616599	Tapered needle	0,5	6
71-01-02	0051616699	Chisel point	3,0	6
71-01-03	0051616799	Spade point	3,0	6
71-01-04	0051616199	Chisel point	5,0	6

Hot Air Tips for WP2 Pyropen Jr.

- “Longlife” hot air tips with catalyst.
- All tips are packed on card.



71-01-50

Type	Code No.	Description	Diameter mm	Shelf Pack
71-01-50	0051616899	Hot air nozzle	1,5	6
71-01-52	0051616999	Hot air nozzle	4,9	6

Spare Parts for WP2 Pyropen Jr.

Type	Code No.	Description	Shelf Pack
71-02	0051617099	Closing cap	6
71-04	0051617199	Burner nozzle	6
71-07	0051617299	Torch ejector	6
71-14	0051617399	Curled nut	6
71-15	0051617499	Burner seal	6
71-25	0051617599	Spring	6
71-28	0051617699	Igniter	6
70-37U	0051615499	Sponge holder with sponge	6
PP	0051615599	Tool support	6
RB-TS	0051616099	Gas refill, Iso Butan 75 ml	1

Butane Gas Operated Soldering Iron WP1 with Piezo Ignition



- This soldering iron, operated using butane gas, has infinitely variable temperature control.
- Recharged in seconds
- Easy-to-handle, requires no power cord or batteries and is electronically completely neutral (no peaks).
- "Longlife" soldering tips deliver quick heat-up time.
- It can also be used as a hot air unit for shrinking plastic.
- Consist of gas soldering iron WP1 complete with soldering tip 91-01-01, hot air tip 91-01-52 and closure cap.



Type	Code No.	Description	Weight g	Shelf Pack
WP1	0051608599	Gas soldering iron with piezo ignition	139	6

Soldering Tips, Hot Air Nozzless and Blow Torch for WP1



91-01-01



91-01-50



91-01-02



91-01-52



91-01-03



91-01-53



91-01-04

- All tips and nozzles with catalyst.
- Packed on card.

Type	Code No.	Description	Width mm	Shelf Pack
91-01-01	0051638599	Soldering tip needle shaped	1,0	6
91-01-02	0051638699	Soldering tip chisel shaped	2,4	6
91-01-03	0051638799	Soldering tip round shaped bevelled	2,0	6
91-01-04	0051638899	Soldering tip chisel shaped	5,0	6
91-01-50	0051638999	Hot air nozzle, Ø 1,5 mm		6
91-01-52	0051639099	Hot air nozzle, Ø 4,7 mm		6
91-01-53	0051639299	Cutting knife		6
91-07U	0051639199	Blow torch		6

Butane Gas Operated Soldering Iron Weller / Portasol WC1

- Operated using butane gas.
- Refillable and can be used anywhere.
- Consist of gas soldering iron with tip C2 and closure cap with built-in spark lighter.



Type	Code No.	Description	Weight g	Shelf Pack
WC1	0051608099	Gas soldering iron	85	6

Soldering Tips for WC1

- All tips with catalyst.
- Packed on card.



Type	Code No.	Description	Width mm	Shelf Pack
C2	0051630099	Soldering tip chisel shaped	3,0	6
C3	0051630199	Soldering tip fine	0,4	6
C4	0051630299	Cutting knife		6


Butane Gas Operated Soldering Iron Kit Weller / Portasol P1K



- This gas soldering kit has four tools in one: soldering tip, flame nozzle, hot air nozzle and hot cutting knife.
- Operated using butane gas.
- Refillable and can be used anywhere.
- Approx. temperature soldering tips, hot air nozzle and cutting knife: up to 450°C, flame nozzle: up to 1300°C
- Consist of gas soldering iron with tip T2, flame nozzle T5, hot air nozzle T6, cutting knife T7, cleaning sponge and safety rest in a sturdy storage box.

Type	Code No.	Description	Weight g	Shelf Pack
P1K	0051608499	Gas soldering iron kit	355	6

Soldering Tips, Nozzles & Cutting Knife for P1K



- All tips and nozzles with catalyst.
- Packed on card.

Type	Code No.	Description	Width mm	Shelf Pack
T1	0051630399	Soldering tip	1,0	6
T2	0051630499	Soldering tip	2,4	6
T3	0051630599	Soldering tip	3,2	6
T4	0051630699	Soldering tip	4,8	6
T5	0051630799	Flame nozzle		6
T6	0051630899	Hot air nozzle		6
T7	0051630999	Cutting knife		6

Butane Gas Operated Soldering Iron WP4 with Piezo Ignition


- This soldering iron, operated using butane gas has infinitely variable temperature control.
- Recharged in seconds. Gas container capacity 63 m.l
- Easy-to-handle, requires no power cord or batteries and is electrically completely neutral (no peaks).
- Approx. temperature soldering tip: 300–530°C, hot air nozzles: 700°C, butane torch: 1300°C
- Consist of self-igniting gas soldering iron with tip 72-01-07, hot air nozzle 72-01-52, shrinking attachment 72-01-55, spanner and open wrench.



Type	Code No.	Description	Weight g	Shelf Pack
WP4 Piezo	0051607499	Gas soldering iron self-igniting	400	1

Soldering Tips and Hot Air Nozzles for WP4 Piezo

- All tips and nozzles with catalyst.
- Packed in poly bag.



Type	Code No.	Description	Width mm	Shelf Pack
72-01-01	0051628599	Soldering tip, round shaped	3,0	1
72-01-02	0051628699	Soldering tip, chisel shaped	10,0	1
72-01-03	0051628799	Soldering tip, sloped round 45°	4,0	1
72-01-05	0051628899	Soldering tip, needle shaped	1,5	1
72-01-06	0051628999	Soldering tip, chisel sloped 45°	4,0	1
72-01-07	0051629099	Soldering tip, chisel shaped	1,5	1
72-01-12	0051629199	Soldering tip, chisel shaped	4,0	1
72-01-51	0051629899	Hot air nozzle, Ø 3,6 mm		1
72-01-52	0051629399	Hot air nozzle, Ø 6,6 mm		1
72-01-53	0051629499	Hot air nozzle, Ø 9,7 mm		1
72-01-54	0051629599	Heat shrink attachment	27	1
72-01-55	0051629699	Heat shrink attachment	32	1

Hobbykit 1 for Pokerwork, 25 Watts



- Specially designed for wood, cork, leather burning and candle sculpting.
- Consist of hobby iron, straight tip 0,8 mm and sloped tip 50° / 4,0 mm, tool support and operating instruction.
- ON / OFF indicator light



Type / Code No.	Watts	Volts	Hz	Weight g	Shelf Pack
HK1EU (VDE)	25	230	50	388	6
HK1UK (GB)	25	230	50	398	6
HK1CH (CH)	25	230	50	388	6
HK1ISR (ISR)	25	230	50	398	6
HK1ZA (ZA)	25	230	50	398	6
HK1DK (DK)	25	230	50	388	6

Stylus Points and Tips for Hobbykit 1



- All stylus points and tips packed on card



BS10SP



BS11SP



BS12SP

Type	Code No.	Description	Shelf Pack
MT5 / MT9	0054313899	2 tips, straight 0,8 mm and sloped 50° / 4,0 mm	6
BS10SP	BS10SP	5 stylus points for decorative designs	6
BS11SP	BS11SP	5 stylus points for decorative designs	6
BS12SP	BS12SP	5 stylus points for decorative designs	6

Hobbykit 2 Stained Glass Soldering Iron, 80 Watts

- A safe hobby iron designed for decorative glass work (Tiffany) around the house, such as lamp shades and glass pictures.
- Consist of hobby iron with tip SG10, tool support and operating instruction.
- ON / OFF indicator light



Type / Code No.	Watts	Volts	Hz	Weight g	Shelf Pack
HK2EU (VDE)	80	230	50	445	6
HK2UK (GB)	80	230	50	455	6
HK2CH (CH)	80	230	50	445	6
HK2ISR (ISR)	80	230	50	455	6
HK2ZA (ZA)	80	230	50	455	6
HK2DK (DK)	80	230	50	445	6

Soldering Tips for Hobbykit 2

- All soldering tips packed on card.



Type	Code No.	Description	Width mm	Shelf Pack
SG10	0054327099	"Longlife" tip, iron-plated, sloped 45°	7,0	6
SG11	0054327299	"Longlife" tip, iron-plated, chisel shaped	5,0	6
WHA30	0054005399	"Longlife" tip, iron-plated, chisel shaped	10,0	6
WHA31	0054005499	"Longlife" tip, iron-plated, chisel shaped	6,0	6

Temperature Controlled Stained Glass Iron, 100 Watts



- Temperature controlled stained glass iron made to the highest professional standards.
- Temperature is controlled according to the Weller® Magnastat Principle.
- The Weller® soldering irons with automatic temperature control guarantee an outstanding heat supply and restrict the energy supply when the tool idles.
- Working temperature: approx. 340°C
- Idle temperature: approx. 370°C
- Consist of stained glass iron with tip SG40, iron support and operating instruction.



Type	Code No.	Watts	Volts	Hz	Weight g	Shelf Pack
Profikit 100	0056208699	100	230	50	445	1

Soldering Tips for Profikit 100



- All soldering tips packed on card.

Type	Code No.	Description	Width mm	Shelf Pack
SG40	0054005799	“Longlife” tip, iron-plated, straight, sloped 45°	7	6
SG41	0054005899	“Longlife” tip, iron-plated, straight, chisel shaped	7	6
SG43	0054006099	“Longlife” tip, iron-plated, bent, chisel shaped	7	6

Temperature Controlled Stained Glass Iron, 200 Watts


- Temperature controlled stained glass iron made to the highest professional standards.
- Temperature is controlled according to the Weller® Magnastat Principle.
- The Weller® soldering irons with automatic temperature control guarantee an outstanding heat supply and restrict the energy supply when the tool idles.
- Working temperature: approx. 290°C
- Idle temperature: approx. 335°C
- Consist of stained glass iron with hammer soldering tip SG50/6, iron support and operating instruction.



Type	Code No.	Watts	Volts	Hz	Weight g	Shelf Pack
Profikit 200	0056209699	200	230	50	976	1

Soldering Tips for Profikit 200

- All soldering tips packed in polybag.
- Tips with Weller® Magnastat temperature control for higher temperature on request.



Type	Code No.	Description	Width mm	Shelf Pack
SG50/6	0054006199	"Longlife" tip, iron-plated, hammer shaped, Ø 16 mm		1
SG51/6	0054006299	"Longlife" tip, iron-plated, hammer shaped, Ø 6 and 10 mm		1
SG52/6	0054006399	"Longlife" tip, iron-plated, chisel shaped, straight	10	1
SG53/6	0054006499	"Longlife" tip, iron-plated, chisel shaped, bent	10	1

Soldering Station for Stained Glass, 80 Watts

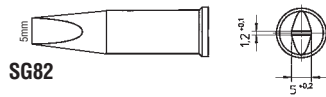


- The fast heat-up time and 80 watts power of the WSS80, starts you soldering while slower stations are still heating up.
- The higher power reserve increases the ability to work on large, stained glass soldering sections without interruption caused by a drop in power.
- Despite the 80 watts power, the handle of the iron always stays cool.
- The small sized WSS80 gives the user more space on the workbench.
- Consist of soldering station with iron fitted with soldering tip SG81, safety iron support and operating instruction.

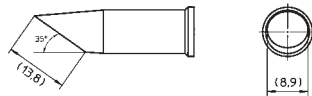


Type	Code No.	Watts	Volts	Hz	Weight g	Shelf Pack
WSS80	0056804699	80	230	50	2600	1

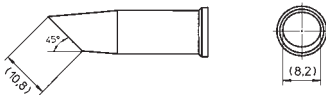
Soldering Tips for WSS80



SG82



SG81



SG80

- All soldering tips packed in polybag.

Type	Code No.	Description	Width mm	Shelf Pack
SG80	0054013199	“Longlife” tip, iron-plated, straight, sloped 45°	7	6
SG81	0054013299	“Longlife” tip, iron-plated, straight, sloped 35°	7	6
SG82	0054013399	“Longlife” tip, iron-plated, straight, chisel shaped	5	6

Screwdrivers, 1000 Volts Insulated

- Insulated according Norm 1000 V 05 IEC 60900
- VDE / GS certificated
- Co-molded handles for maximum comfort
- Blades made of 8660 steel

+ Phillips[®]



PH210

Type / Code No.	Description	Blade Length in mm	Weight in g	Shelf Pack
PH080	Phillips [®] PH 0 x 80	80	32	12
PH110	Phillips [®] PH 1 x 100	100	85	12
PH210	Phillips [®] PH 2 x 100	100	95	12
PH315	Phillips [®] PH 3 x 150	150	180	12

***** Pozidriv



PZ210

Type / Code No.	Description	Blade Length in mm	Weight in g	Shelf Pack
PZ080	Pozidriv PZ 0 x 80	80	32	12
PZ110	Pozidriv PZ 1 x 100	100	85	12
PZ210	Pozidriv PZ 2 x 100	100	95	12
PZ315	Pozidriv PZ 3 x 150	150	180	12

- Slotted



SL40

Type / Code No.	Description	Blade Length in mm	Weight in g	Shelf Pack
SL25	Slotted 2,5 x 0,4 x 80	80	32	12
SL40	Slotted 4,0 x 0,8 x 100	100	58	12
SL65	Slotted 6,5 x 1,2 x 150	150	117	12



PH110



PZ110



SL25



Main Tester



PH210



PZ210



SL40



SL65



+ ***** **-**

Type / Code No.	Description	Weight in g	Shelf Pack
SD8SET	Screwdriver Set 8 pcs. Consist of: Slotted 2,5 x 80 / 4,0 x 100 / 6,5 x 150 Phillips [®] PH 1 x 100 / PH 2 x 100 Pozidriv PZ 1 x 100 / PZ 2 x 100 Main Tester 140	692	6



Phillips[®] is a registered trademark of the Phillips[®] Screw Company.

Pliers, 1000 Volts Insulated



- Insulated according Norm 1000 V 05 IEC 60900
- VDE / GS certificated
- Co-molded handles for maximum comfort



Type / Code No.	Description	Length mm	Weight g	Shelf Pack
CP180	Combination Pliers	180	301	6
HLCP180	High Leverage Combination Pliers	180	325	6
DCN160	Diagonal Cutting Nipper	160	243	6
HLDCN160	High Leverage Diagonal Cutting Nipper	160	256	6
LNP200	Long Nose Pliers	200	241	6
WS160	Wire Stripper	160	224	6
TGP250	Tongue & Groove Pliers	250	428	6





Scissors, Snips, and Cutting Tools

Wiss[®]

Wiss® Table of Contents

Contents	Page No.
Snips Introduction	209
Metalmaster® Compound Action Snips	210–212
Metal-Wizz® Snips	213
All-purpose Cutter	213
Snips out of Drop Forged Double Hardened Steel	214–215
Heating, Ventilating and Air Conditioning Tools (HVAC)	216–217
Pipe Drawing Tong	216–217
Metall Rivetter and Nibbler	218
Multi Purpose Snips and Cable Shears	219
Household Scissors and Industrial Shears	220–222
Heavy Duty Industrial Shears	222
Upholstery, Carpet, Drapery and Fabric Shears	222
Quick-Clip® Speed Cutters and Industrial Thread Nippers	223
Wiss® Numerical Index	240

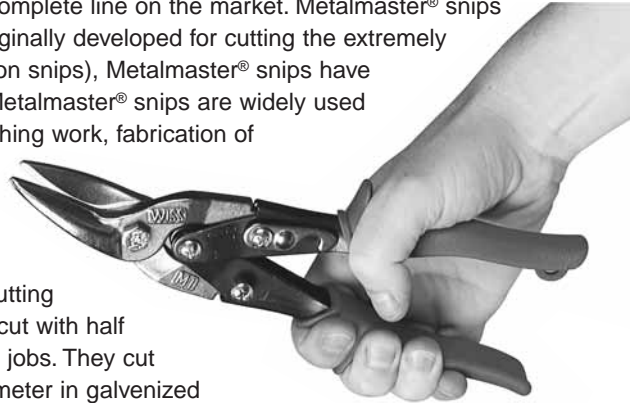
Key to Symbol



Length of Cut

Metalmaster® Compound Action Snips

The Wiss® line of Metalmaster® compound action snips is the most complete line on the market. Metalmaster® snips are one of the most advanced metal cutting tools available today. Originally developed for cutting the extremely tough alloys used in the aircraft industry, (hence the nickname Aviation snips), Metalmaster® snips have become the favorite of most craftsman who work with metal. Wiss® Metalmaster® snips are widely used by home craftsman and professional metal workers in gutter and flashing work, fabrication of heating and cooling ducts and for aluminum siding installation. Wiss® Metalmaster® snips are indispensable to homeowners and maintenance specialists and to industrial workers in the appliance, aircraft, automotive, electrical, and construction industries. It is the versatility of Wiss® Metalmaster® snips, in addition to their superior cutting qualities, that has made them so popular. Wiss® Metalmaster® snips cut with half the effort required of conventional snips and handle even the biggest jobs. They cut acute angles, complex patterns and perfect circles of even small diameter in galvanized steel up to 18 gauge (0,049" / 1,22 mm). The M5R is recommended for 16 gauge (0,065" / 1,65 mm).



The jaws of Wiss® Metalmaster® snips are made of extra tough and wear-resistant special molybdenum steel to provide the extra service demanded by the compound lever action and to withstand the severe strain of cutting heavy stock or tight curves. The M41R Pipe and Duct Snips have been specifically developed for the heating and air conditioning industry. They also feature the compound lever action, but have in addition a ball bearing jaw action that automatically adjusts the blade clearance to ensure a squarer, cleaner cut. They cut flat sheet metal without distortion to cut edges.

The Wiss® MultiMaster® combines the long cut of tinners snips with the strength of compound action. This compound action multiplies the force of the hand by 5 times. It is great for making long, fast cuts in several types of material including: paper, plastic, sheet metal, aluminum, vinyl siding, and screening. The Wiss® MultiMaster® cuts up to 20 guage steel. The Wiss® MultiMaster® features non-slip, serrated jaws and non-slip textured grips.

Snips selection chart

To find the proper snips for your requirements, check the chart below. Simply find your requirements in the listing. The applicable snips are indicated in the chart.

	Metalmaster M1R, M2R M3R, & M300	M6R, M7R	M41R	Snips B series	MPC3	Metalmaster M5R	Metalmaster Special series M1RS1 & M2RS1
Do-it-yourselfer	•	•	•	•	•		
Roofer	•	•		•			
Mechanic	•	•		•			
Autobody Worker	•	•		•			
Plumber	•	•		•			
Heating & Cooling Specialist	•	•	•	•			
Electrician	•	•		•			
Vocational Teacher	•	•	•	•		•	
Maintenance Worker	•	•		•			
WISS SNIPS FOR SPECIAL JOBS							
Notching & Nibbling Heavy Stock						•	
Cutting Curves	•	•					•
Double Cut-Snips			•				

Metalmaster® Compound Action Snips

- Non-slip serrated jaws of Wiss® Metalmaster® snips are made of extra tough, wear-resistant molybdenum steel to provide extra service demanded by the compound lever action.
- Withstands severe strain of cutting heavy stock and tight curves.
- Handles are formed of high strength steel.
- Handles have a margin of strength far above the limit of hand power that can be exerted.



Metalmaster® Compound Action Snips

Left Cut, Cuts left from tight curves to straight
M1R



Right Cut, Cuts right from tight curves to straight
M2R




Code No.	Grip colour	Length		Jaws		Recommended max. capacity low carbon cold rolled steel	Pack Weight		Shelf Pack
		Inch	mm	Inch	mm		oz	g	
M1R	Red	9 3/4	248	1 3/8	35	18 Gauge Steel (0,049"/1,22mm)	84	2381	6
M2R	Green	9 3/4	248	1 3/8	35	18 Gauge Steel (0,049"/1,22mm)	84	2381	6

Metalmaster® Compound Action Snip

- Cuts straight, left or right in light stock.
- Perfect for home craftsman.




Code No.	Grip colour	Length		Inch 		Recommended max. capacity low carbon cold rolled steel	Pack Weight		Shelf Pack
		Inch	mm	Inch	mm		oz	g	
M3R	Yellow	9 3/4	248	1 1/2	38	18 Gauge Steel (0,049"/1,22 mm)	84	2381	6

Metalmaster® Offset Snips

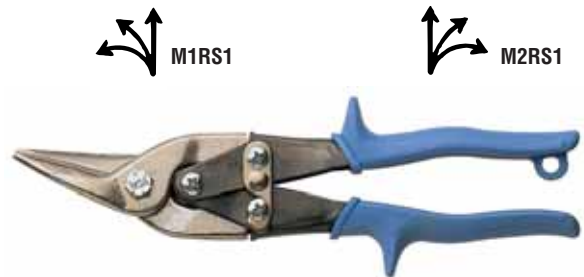
- M6R cuts left and straight.
- M7R cuts right and straight.
- Offset blades keep hands clear of metal.
- Non-slip serrated jaw of tough molybdenum steel allows for compound lever action.
- Withstands strain of cutting heavy stock and tight curves.
- Spring-action for fast, effortless feed.
- Handle of high tensile strength alloy steel exceeds hand power limit.
- Handy hang-up hole.
- Non-slip, textured grips and safety latch for superior control.




Code No.	Grip colour	Length		Inch 		Recommended max. capacity low carbon cold rolled steel	Pack Weight		Shelf Pack
		Inch	mm	Inch	mm		oz	g	
M6R	Red	9 1/4	233	1 1/4	32	18 Gauge Steel (0,049"/1,22 mm)	84	2381	6
M7R	Green	9 1/4	233	1 1/4	32	18 Gauge Steel (0,049"/1,22 mm)	84	2381	6

Metalmaster® Special Series Snips

- M1RS1 cuts left.
- M2RS1 cuts right.
- Specially hardened to cut exotic metals.
- Non-slip serrated jaw of tough molybdenum steel allows for compound lever action.
- Withstands strain of cutting heavy stock and tight curves.
- Spring-action for fast, effortless feed.
- Handle of high tensile strength alloy steel exceeds hand power limit.
- Handy hang-up hole.
- Non-slip, textured grips and safety latch for superior control.




Code No.	Grip colour	Length		Inch 		Recommended max. capacity low carbon cold rolled steel	Pack Weight		Shelf Pack
		Inch	mm	Inch	mm		oz	g	
M1RS1	Blue	9 3/4	248	1 3/8	35	18 Gauge Stainless Steel (0,049"/1,22 mm)	84	2381	6
M2RS1	Blue	9 3/4	248	1 3/8	35	18 Gauge Stainless Steel (0,049"/1,22 mm)	84	2381	6

Metalmaster® Bulldog Snip




- For notching or trimming extra heavy stock.
- Non-slip, serrated jaw made of tough molybdenum steel allows for compound lever action.
- Withstands strain of cutting heavy stock and tight curves.
- Spring-action for fast, effortless feed.
- Handle of high tensile strength alloy steel exceeds hand power limit.
- Handy hang-up hole.
- Non-slip, textured grips and safety latch for superior control.

Code No.	Grip colour	Length		Inch 	mm	Recommended max. capacity low carbon cold rolled steel	Pack Weight		Shelf Pack
		Inch	mm				oz	g	
M5R	Red	9 1/4	233	7/8	22	16 Gauge Steel (0,65"/1,65 mm)	70	1985	6

Metalmaster® Pipe and Duct Snip



- Cuts curves, straight or any combination.
- Cuts any shape ducts, seams, sheet metal stock, vinyl tiles and plastic laminates.
- Non-slip serrated jaw of tough molybdenum steel allows for compound lever action.
- Patented ball-bearing jaw action automatically adjusts blade clearance for squarer, cleaner cuts.
- Spring-action for fast, effortless feed.
- Handle of high tensile strength alloy steel exceeds hand power limit.
- Non-slip, textured grips and safety latch for superior control.

Code No.	Grip colour	Length		Inch 	mm	Recommended max. capacity low carbon cold rolled steel	Pack Weight		Shelf Pack
		Inch	mm				oz	g	
M41R	Yellow	9 1/4	233	9/16	14	20 Gauge Steel (0,035"/0,89 mm)	73	2084	1

Repair Parts for Snips and Industrial Cutting Tools



Metalmaster® Snips

Code No.	Description	Shelf Pack
P406	Replacement Spring for M1R, M3R, M5R (10/Pack)	10
P407	Replacement Spring for M2R (10/Pack)	10

Metal-Wizz® Snip

- Cuts curves, straight or any combination.
- Metal-Wizz® snips designed for home craftsman.
- Used for cutting screening, hardware cloth, synthetic shingles, tile gutters, downspouts, and carpeting.
- Non-slip serrated jaw of tough molybdenum steel allows for compound lever action.
- Spring-action for fast, effortless feed.
- Handle of high tensile strength alloy steel exceeds hand power limit.
- Non-slip, textured grips and safety latch for superior control.



Code No.	Length		Inch		mm	Recommended max. capacity low carbon cold rolled steel	Pack Weight		Shelf Pack
	Inch	mm					oz	g	
MPC3	9	229	1 3/8		35	20 Gauge Steel (0,035"/0,89 mm)	72	2041	6

Metalmaster® Snip

- Combines the long cut of tinner's snips with the strength of compound action.
- Compound action multiplies the force of the hand by five times.
- Great for making long, fast cuts in sheet metal, aluminum, and much more.
- Cuts up to 20 gauge steel.
- Features non-slip, serrated jaws as well as non-slip textured grips.



Type	Code No.	Length		Inch		mm	Recommended max. capacity low carbon cold rolled steel	Pack Weight		Shelf Pack
		Inch	mm					oz	g	
M300	0073900399	10 1/2	267	3		76	20 Gauge Steel (0,035"/0,89 mm)	72	2041	6

All-purpose Cutter

- 3" / 76 mm serrated blades provide longer cut than most tools.
- Serrated blades grab hold and aggressively cuts through the material.
- Compound action provides up to 5:1 power ratio for easy cutting.
- Chrome-plated blades resist rust and corrosion.
- Spring loaded for faster opening.
- Non-slip textured cushion grips.
- Small closed position handle design for smaller hands.
- Cuts cardboard, shingles, wire mesh, sheet metal, sheet vinyl and so much more.



Code No.	Length		Inch		mm	Pack Weight	Pack Weight		Shelf Pack
	Inch	mm					oz	g	
MPX	10 1/2	267	3		76	72	2041	6	

"Berlin" Pattern Snips, right cut



Type	Code No.	Packed	Cut	Cuts Metal Sheet up to mm	Length mm	Weight g	Shelf Pack
B12R	0073500001	Carded	right	0,8	250	452	6

Shape Cutting Punch Snips, right and left cut



Type	Code No.	Packed	Cut	Cuts Metal Sheet up to mm	Length mm	Weight g	Shelf Pack
B22R	0073500002	Carded	right	0,8	250	514	6
B22L	0073500003	Carded	left	0,8	250	514	6
B23R	0073500004	Carded	right	0,8	275	571	6
B23L	0073500005	Carded	left	0,8	275	541	6

Circular Cutting Punch Snips, right and left cut



Type	Code No.	Packed	Cut	Cuts Metal Sheet up to mm	Length mm	Weight g	Shelf Pack
B32R	0073500006	Carded	right	0,8	250	501	6
B32L	0073500007	Carded	left	0,8	250	506	6

Ideal Tin Snips, right and left cut



Type	Code No.	Packed	Cut	Cuts Metal Sheet up to mm	Length mm	Weight g	Shelf Pack
B42R	0073500008	Carded	right	0,8	260	627	6
B42L	0073500009	Carded	left	0,8	260	658	6
B43R	0073500010	Carded	right	0,8	280	646	6
B43L	0073500011	Carded	left	0,8	280	646	6

Pelican Snips straight, right cut



Type	Code No.	Packed	Cut	Cuts Metal Sheet up to mm	Length mm	Weight g	Shelf Pack
B50R	0073500012	Carded	right	0,8	300	699	6

Heating, Ventilating and Air Conditioning Tools

- Traditional tools of the sheet metal trades.
- Wiss® HVAC tools are made from the finest quality steel for better edges and long life.
- Treated industrial finish helps prevent rust.
- Cushion grip handles for all-weather comfort and grip.
- Review this catalog for the largest selection of top brand HVAC tools available.
- Suffix "V" in Code No. denotes carded product.

3-Blade Hand Crimper



- Crimps up to 22 and 24 gauge sheet metal.
- Compound action jaw.
- Jaw of finest quality steel for better edges and long life.
- Rust resistant blades..
- Cushion handle for all-weather comfort.
- Matte black finish and red plastisol grip.

Code No.	Throat Depth		Length		Pack Weight		Shelf Pack
	Inch	mm	Inch	mm	oz	g	
HC3V	1 1/4	30	9 1/4	222	42	1191	3

5-Blade Hand Crimper



- Joins sheet metal pipes of same size that are corrugated, round or square.
- Compound action jaw.
- Jaw of finest quality steel for better edges and long life.
- Rust resistant blades.
- Cushion handle for all-weather comfort.
- Matte black finish and red plastisol grip.

Code No.	Throat Depth		Length		Pack Weight		Shelf Pack
	Inch	mm	Inch	mm	oz	g	
HC5V	1 1/4	30	9 1/4	222	48	1362	3

Hand Notcher



- Produces true 30° V-shaped cut in sheet metal.
- Compound action jaw.
- Clean notching without slippage.
- Jaw of finest quality steel for better edges and long life.
- Rust resistant blades.
- Cushion handle for all-weather comfort.
- Matte black finish and red plastisol grip.

Code No.	Cutting Angle	Throat Depth		Length		Pack Weight		Shelf Pack
		Inch	mm	Inch	mm	oz	g	
HN1V	30°	1 3/16	20	8 1/2	204	48	1362	3

Hand Seamer

- Produces a permanent tight fitting seam.
- Compound action jaw.
- 1/4" incremental depth marks on jaw.
- Jaw of finest quality steel for better edges and long life.
- Rust resistant blades.
- Cushion handle for all-weather comfort.
- Matte black finish and red plastisol grip.



Code No.	Jaw Depth		Jaw Width		Length		Pack Weight		Shelf Pack
	Inch	mm	Inch	mm	Inch	mm	oz	g	
HS1V	1/4-1 1/4	6-30	3 1/4	78	8 3/4	210	69	1956	3

Offset Hand Seamer

- 1/4" incremental depth marks on jaw.
- Compound action jaw for easy metal bending and flattening.
- Jaw of the finest quality steel for better edges and long life.
- Rust resistant blades.
- Cushion handle for all-weather comfort.
- Matte black finish and red plastisol grip.



Code No.	Jaw Depth		Jaw Width		Length		Pack Weight		Shelf Pack
	Inch	mm	Inch	mm	Inch	mm	oz	g	
HS2	1/4-1 1/4	6-30	3 1/4	78	8 3/4	210	138	3912	6

Metal Rivetter



- Two-handed operation.
- Low construction height.
- For perfect bonding of two metal sections by bending pre-pressed brackets up to sheet steel 2 x 0,8 mm.

Type	Code No.	Packed	Length mm	Weight g	Shelf Pack
HPC1	0070585050	Carded	350	900	6
LS1	0074540005	hole punch for HPC1			1

Metal Nibbler



M10R



M11R

- Design: Chip width 2,8 mm.
- For sheet steel up to 1,2 mm, non-ferrous metals, aluminium. Straight cuts for U- and C sections.
- M11R with automatic chip breaker for comprehensive cutting out and cutting in.

Type	Code No.	Packed	Grip	Length mm	Weight g	Shelf Pack
M10R	0073801027	Carded	Green	265	450	6
M11R	0073801127	Carded	Black	265	450	6
EM1011	0074541011	Bulk	Replacement Blade for M10R and M11R			1

Jeweller Snip

- Jeweller Snip for fine metal sheets and wire.



Type	Code No.	Packed	Cuts Metal Sheet up to mm	Length mm	Weight g	Shelf Pack
G10	0073500013	Carded	0,5	180	118	6

Multi Purpose Snips

- Blades made of stainless special steel.
- For cutting fine metal sheets, paper, fabrics, plastic, wire, leather, flowers etc.



Type	Code No.	Packed	Cuts Metal Sheet up to mm	Length mm	Weight g	Shelf Pack
G21	0073500015	Carded	0,5	190	135	6

- Spring-loaded blades for reduced fatigue on repeated cuts.
- Soft-touch co-molded handles for maximum comfort.
- 420 Stainless blades provide maximum corrosion resistance.
- Wire cutter notch for easy cutting of light-gauge wire.
- Safety-latch locks blades closed for storage.
- Heavy-duty design is perfect for shop, garden, and craft cutting jobs.



Code No.	Packed	Length mm	Weight g	Shelf Pack
WEZSNIP	Carded	216	150	4

Cable Shear

- Blades made of stainless special steel.
- For soft cables up to 10 mm.



Type	Code No.	Packed	Length mm	Weight g	Shelf Pack
G22	0073500045	Carded	160	128	6

Household and Sewing Scissors



- Completely nickel-plated.
- For board, paper and fabrics.

Type	Code No.	Packed	Length mm	Weight g	Shelf Pack
H15	0073500049	Carded	150	75	6
H18	0073500050	Carded	180	92	6



- Soft comfort grips with oversize high-leverage bottom ring.
- Stainless steel blades for corrosion resistance.
- Adjustable pivot allows fine-tuning to most comfortable setting.
- Straight blades can be easily re-sharpened.
- Cuts paper, fabric, cardboard, craft materials, and more.
- 130 mm and 200 mm combination set is great for sewing and crafts.

Code No.	Packed	Length mm	Weight g	Shelf Pack
WHCS2	Carded	130 + 200	200	4



- Corrosion-resistant stainless steel blades separate for thorough cleaning.
- Dishwasher-safe ergonomically designed polypropylene grips.
- Serrated blades grip uneven materials better for easier cutting.
- Semi-circular notch on lower blade perfect for cutting rounded items.
- Cuts paper, fabric, cardboard, craft materials, and more.

Code No.	Packed	Length mm	Weight g	Shelf Pack
W8TA	Carded	200	109	4

Industrial Shears

- Special steel for easier cutting.
- For board, paper, plastic films, leather, etc.



Type	Code No.	Packed	Length mm	Weight g	Shelf Pack
H20	0073500016	Carded	200	218	6
H21	0073500017	Carded	280	382	6

- High leverage comfort grip for right or left-handed use.
- 420 Stainless blades provide maximum corrosion resistance.
- Serrated lower blade grips materials securely for more even cutting.
- Adjustable pivot allows fine-tuning to most comfortable setting.
- Blunt point on lower blade for added safety.
- Semi-circular notch on lower blade for faster, easier rope cutting.
- Heavy-duty blade cuts cardboard, rope, rubber, screen, and more.
- Straight blade can be easily re-sharpened (professional re-sharpening is recommended for serrated blade).



Code No.	Packed	Length mm	Weight g	Shelf Pack
W912	Carded	250	150	4

School and D-I-Y Scissors

- Blades made of special stainless steel.
- For board, paper, plastic films, leather, etc



Type	Code No.	Packed	Length mm	Weight g	Shelf Pack
H26	0073500054	Carded	235	123	6

Wall Paper Scissor



- Nickel-plated
- Extra long blades


Type	Code No.	Packed	Length mm	Weight g	Shelf Pack
H32	0073500048	Carded	250	237	6

Heavy Duty Industrial Shears

INLAID®



- Finest quality cutlery steel.
- Black handle
- Hot drop-forged polished blades.
- Patented SET-EASY® pivot


Code No.	Length		Inch 		Pack Weight		Shelf Pack
	Inch	mm	Inch	mm	oz	g	
20	10 1/4	260	4 3/4	121	70	1985	6
22	12 1/4	311	6 1/8	155	108	3062	6

Upholstery, Carpet, Drapery, and Fabric Shears

INLAID®




- Finest quality cutlery steel.
- Thicker, heavy duty blades cut through multiple layers and tough material.
- Hot drop-forged polished blades.
- Patented SET-EASY® pivot

Code No.	Length		Inch 		Pack Weight		Shelf Pack
	Inch	mm	Inch	mm	oz	g	
20W	10 1/4	260	4 3/4	121	84	2381	6
22W	12 1/4	311	6 1/8	155	124	3515	6

Stainless Steel Industrial Thread Nippers

- Ice tempered, stainless steel blades.
- Ice tempering process provides long lasting cutting edge.
- Blades are micro-honed for smooth, precise cutting.
- 50% lighter than forged clippers.
- Easy to sharpen.
- Computer engineered for durability and blade set.




Code No.	Length		Inch 	mm	Pack Weight		Shelf Pack
	Inch	mm			oz	g	
TN1 Sharp points	4 1/2	114	1 1/4	32	20	567	12

Quick-Clip® Lightweight Speed Cutters

- Stainless steel replaceable blades.
- Positive spring-action reopens blades for fast cutting.
- Heavy duty contour design.
- 1570BWI comes with sharp points, 1571BWI with blunt points.
- Industrial PVC plastic handle.



Code No.	Length		Inch 	mm	Pack Weight		Shelf Pack
	Inch	mm			oz	g	
1570BWI	4 3/4	121	1	26	10	284	6
1571BWI	4 3/4	121	1	26	10	284	6



COOPER Hand Tools

Campbell® Caulk Master® Crescent® Diamond® Erem® Kahmetics® Lufkin®
Nicholson™ Plumb® H.K.Porter® Weller® Wire-Wrap® Wiss® Xcelite®

© 2006, Cooper Industries, Inc.

Weller is a registered trademark and registered design of Cooper Industries Inc.

GERMANY

Cooper Tools GmbH

Carl-Benz-Str. 2
74354 Besigheim
Tel: (07143) 580-0
Fax: (07143) 580-108

FRANCE

Cooper Tools S.A.S.

25 Rue Maurice Chevalier BP 46
77832 Ozoir-la-Ferrière Cedex
Tel: (01) 60.18.55.40
Fax: (01) 64.40.33.05

GREAT BRITAIN

Cooper Tools

A Division of Cooper (GB) Ltd.
4th Floor Pennine House
Washington, Tyne & Wear
NE37 1LY
Tel: (0191) 419 7700
Fax: (0191) 417 9421

ITALY

Cooper Italia S.r.l.

Viale Europa 80
20090 Cusago (MI)
Tel: (02) 9033101
Fax: (02) 90394231

THE NETHERLANDS

Cooper Tools B.V.

Phileas Foggstraat 16
7821 AK Emmen Drenthe
Tel: (0591) 66 75 00
Fax: (0591) 66 75 95

005 57 018 00 / 02.06.MUE 5.0

www.cooperhandtools.com/europe

X-ON Electronics

Largest Supplier of Electrical and Electronic Components

Click to view similar products for [Lufkin](#) manufacturer:

Other Similar products are found below :

[QRL625MP](#)