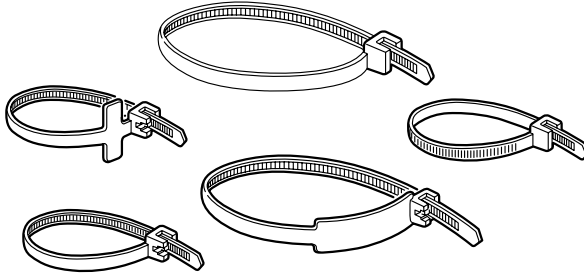


## Colring cable ties for equipment

Cat. Nos: 318 00 to 318 18 / 318 20 to 318 38 / 318 40 to 318 45 / 318 47 to 318 49 / 320 12 to 320 15 / 320 18 to 320 20 / 320 22 to 320 32 / 320 37 to 320 40 / 320 42 to 320 51



### CONTENTS

Page

1. Definition .....	1
2. Range .....	1
3. General characteristics .....	2/3
4. Compliance with standards .....	3
5. Accessories .....	3/4

### 1. DEFINITION

The Colring cable tie is designed for electrical and electronic cabling, for grouping and attaching low and extra low voltage cables. It is perfectly suited for applications such as automobiles, aeronautics, the pharmaceutical industry, telephony, transport, etc.

### 2. RANGE

- Cable ties with interior teeth (black and colourless)
- Identification ties and cable ties with exterior teeth (colourless)
- Plastic material without halogens, sulphur, chlorine, silicone and asbestos.
- Self-locking head
- Delivered in sealed packaging
- Ties with interior teeth

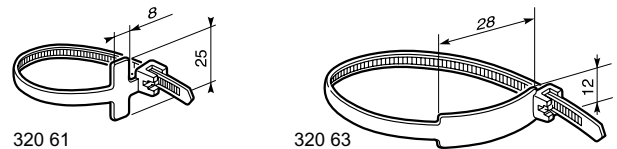
Cat. Nos		Width (mm)	Length flat (mm)	Tightening diameter	
Colourless	Black			Min.	Max.
318 40/20 - 320 30	318 00 - 320 12	2.4	95	1.6	18
318 41/21 - 320 31	318 01 - 320 13	2.4	140	1.6	33
318 42/22 - 320 32	318 02 - 320 14	2.4	180	1.6	46
318 43/23 - 320 37	318 03 - 320 15	3.5	140	1.6	33
318 44/24 - 320 38	318 04 - 320 18	3.5	180	1.6	46
318 45/25 - 320 39	318 05 - 320 19	3.5	280	1.6	77
318 26 - 320 40	318 06 - 320 20	3.5	360	1.6	102
318 47/27 - 320 42	318 07 - 320 22	4.6	180	1.6	46
318 48/28 - 320 43	318 08 - 320 23	4.6	280	1.6	77
318 49/29 - 320 44	318 09 - 320 24	4.6	360	1.6	102
318 33	318 13	4.6	430	1.6	125
318 30 - 320 47	318 10	7.6	180	4.8	42
318 34	318 14	7.6	290	4.8	78
318 31 - 320 49	318 11 - 320 29	7.6	360	4.8	98
318 35 - 320 45	318 15 - 320 25	7.6	550	4.8	166
318 32 - 320 50	318 12	7.6	720	4.8	218
318 36 - 320 46	318 16 - 320 26	9	710	14	218
318 37 - 320 48	318 17 - 320 27	9	810	14	246
318 38 - 320 51	318 18 - 320 28	12.6	1030	20	317

### 2. RANGE (cont.)

- Ties with interior teeth (Colourless)

Cat. Nos	Width (mm)	Length flat (mm)	Tightening diameter	
			Min.	Max.
320 52	2.4	105	1.6	22
320 54	3.5	140	1.6	33
320 55	4.6	180	1.6	46
320 57	4.6	360	1.6	102
320 58	7.6	360	4.8	98

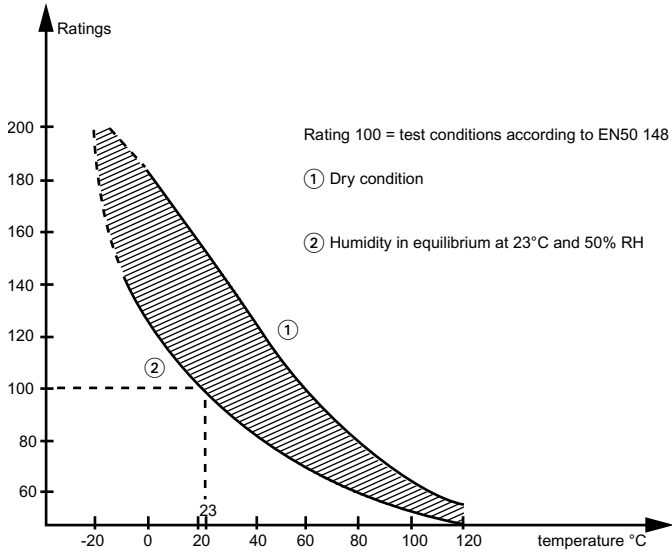
- Identification ties (Colourless)



Cat. Nos	Width (mm)	Length flat (mm)	Tightening diameter	
			Min.	Max.
320 61	2.4	95	4	18
320 63	4.6	180	9.5	46

## 3. GENERAL CHARACTERISTICS

### 3.1 Tear-off resistance

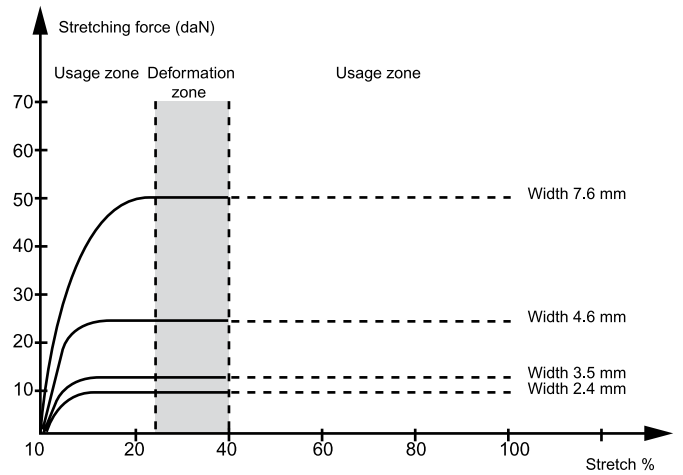


Tear-off resistance according to EN 50146

	Cat. Nos		Tear-off resistance according to EN 50146	
	Colourless	Black	Tightening diameter	
			Test diameter (mm)	Guaranteed min. resistance (daN)
Ties with interior teeth	318 40/20 - 320 30	318 00 - 320 12	18	8
	318 41/21 - 320 31	318 01 - 320 13	20	8
	318 42/22 - 320 32	318 02 - 320 14	20	8
	318 43/23 - 320 37	318 03 - 320 15	20	13
	318 44/24 - 320 38	318 04 - 320 18	20	13
	318 45/25 - 320 39	318 05 - 320 19	20	13
	318 26 - 320 40	318 06 - 320 20	20	13
	318 47/27 - 320 42	318 07 - 320 22	20	22
	318 48/28 - 320 43	318 08 - 320 23	20	22
	318 49/29 - 320 44	318 09 - 320 24	20	22
	318 33	318 13	20	22
	318 30 - 320 47	318 10	20	53
	318 34	318 14	20	53
	318 31 - 320 49	318 11 - 320 29	20	53
	318 35 - 320 45	318 15 - 320 25	38	53
	318 32 - 320 50	318 12	20	53
	318 36 - 320 46	318 16 - 320 26	38	77
	318 37 - 320 48	318 17 - 320 27	38	77
	318 38 - 320 51	318 18 - 320 28	38	111
	Ties with exterior teeth	320 52		20
320 54			20	13
320 55			20	22
320 57			20	22
320 58			20	53
Identification ties	320 61		20	8
	320 63		20	22

## 3. GENERAL CHARACTERISTICS (cont.)

### 3.2 Detent force



Stretch resistance

	Cat. Nos		Max detent force (daN)
	Colourless	Black	
Ties with interior teeth	318 40/20 - 320 30	318 00 - 320 12	0.5
	318 41/21 - 320 31	318 01 - 320 13	0.5
	318 42/22 - 320 32	318 02 - 320 14	0.5
	318 43/23 - 320 37	318 03 - 320 15	0.5
	318 44/24 - 320 38	318 04 - 320 18	0.5
	318 45/25 - 320 39	318 05 - 320 19	0.5
	318 26 - 320 40	318 06 - 320 20	0.5
	318 47/27 - 320 42	318 07 - 320 22	0.5
	318 48/28 - 320 43	318 08 - 320 23	0.5
	318 49/29 - 320 44	318 09 - 320 24	1
	318 33	318 13	1.5
	318 30 - 320 47	318 10	1
	318 34	318 14	2
	318 31 - 320 49	318 11 - 320 29	1
	318 35 - 320 45	318 15 - 320 25	1.5
	318 32 - 320 50	318 12	1
	318 36 - 320 46	318 16 - 320 26	2
	318 37 - 320 48	318 17 - 320 27	2
	318 38 - 320 51	318 18 - 320 28	2
	Ties with exterior teeth	320 52	
320 54			0.6
320 55			0.9
320 57			0.9
320 58			1.5
Identification ties	320 61		0.5
	320 63		0.5

# Colring cable ties for equipment

Cat. Nos: 318 00 to 318 18 / 318 20 to 318 38 / 318 40 to 318 45 / 318 47 to 318 49 / 320 12 to 320 15 / 320 18 to 320 20 / 320 22 to 320 32 / 320 37 to 320 40 / 320 42 to 320 51

## 3. GENERAL CHARACTERISTICS (cont.)

### 3.3 Strength at temperature in °C

	Tightening diameter	
	Colourless	Black
In permanent use: > 20,000h	85%	105%
In continuous use: > 1,000h	100%	120%
Permissible peak:	130%	150%
Cold resistance:	in use	- 15°C
	at mounting	- 10°C

### 3.4 Material characteristics

Humidity absorption: 1.2% (24h water at 23°C in accordance with ISO 62)  
Without halogens, sulphur, chlorine, silicone and asbestos.

### 3.5 Fire behaviour

- Resistance to glow wire in accordance with IEC 60 695-2-11 ..... 850°C on a plastic chip 1.6 or 3 mm thick
- Flame application time according to EN 50 146..... 5 to 20 secs (depending on Cat. no.)
- Classification according to..... UL 94 V2
- Limiting oxygen index (LOI) EN/ISO 4589-1 / ASTM D 2863-00  
Colourless: ..... 28.5%  
Black: ..... 26%
- Corrosiveness of smoke according to NFC 20-453: ..... < 5%

### 3.6 Ultra-Violet resistance

- Resistance to ultra-violet using the EDF test according to standard HN 33 S62  
Colourless: ..... not protected  
Black: ..... protected

### 3.7 Resistance to chemical agents

<b>Mineral acids</b>	Hydrochloric ≤ 10%	++
	Sulphuric ≤ 10%	++
	Nitric all concentrations	-
<b>Organic acids</b>	Acetic	+
	Tartaric	++
	Uric	++
	Formic	-
<b>Bases minérales</b>	Soda ≤ 10%	++
	Potassium ≤ 10%	++
	Ammoniac ≤ 10%	++
<b>Organic bases</b>	Anilines (pure)	+
	Pyridine (pure)	-
	Urea	++
	Oils	++
	Greases	++
	Petroleum products	++
	Sea water	++
	Chlorinated solvents	-
	Phenols	-
	Alcohol	++
	Hydrocarbons	++
	Mineral salts	++

at a temperature of 23°C

++ : excellent    + : moderate    - : low

## 4. COMPLIANCE WITH STANDARDS

- EN 50 146
- Standard UL 1565 and IEC 62275 type 1
- Standard SAE -AS 33671

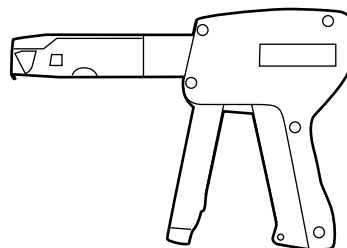
## 5. ACCESSORIES

### 5.1 Legrand P46 tool

Cat. No. 320 88

- Direct adjustment of the tightening stress via the knurled knob located at the base of the handle.

After tightening, a blade automatically cuts the excess length flush with the head.



- For cable ties 2.4 - 3.5 mm wide and 4.6 mm wide, tightening and cutting of the excess length can be performed using the Legrand P46 tool.

Note that, for a width of 7.6 mm, the use of the Colson tool (Cat. no. 319 96) is.

### 5.2 Clip-on base

Cat. No. 320 76

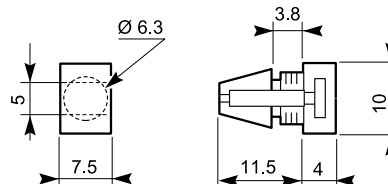
Material: plastic (colourless)

For ties 4.6 mm wide max.

For sheet steel 0.5 to 3 mm thick

Drilling diameter: 6 to 6.35 mm

Overall dimensions:



### 5.3 Screw-on base

Cat. Nos:

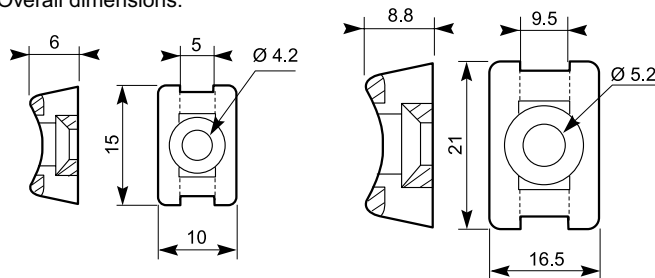
- with central fixation

- 320 70 for tie 4.6 mm wide max. and screw Ø 4 mm

- 320 72 for tie 7.6 mm wide max. and screw Ø 5 mm

Material: plastic

Overall dimensions:



## 5. ACCESSORIES (cont.)

### 5.4 Self-adhesive bases

Cat. Nos: 320 65 (colourless) and 320 67 (black)

Material: plastic

For ties 4.6 mm wide max.

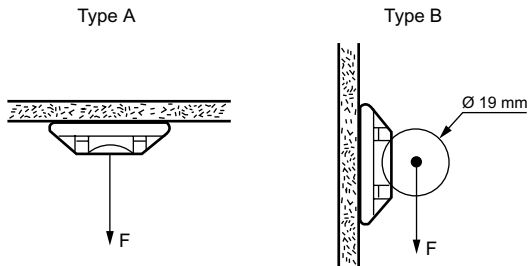
Rapid set adhesive:

- Maximum hold after polymerization for 48h; to be mounted on a clean, degreased surface, applying a force of 5daN for 5 seconds

- Installation temperature: between 20°C and 40°C

Not recommended below 10°C

Tear-off resistance:



Results:  
 F/A vg.:  $\geq 210$  N  
 F/B min.: 180 N

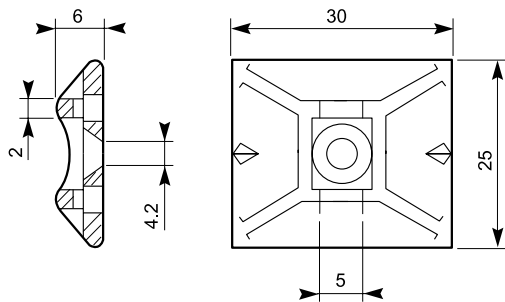
Results:  
 F/A vg.:  $\geq 100$  N  
 F/B min.: 80 N

180N axial tension and 80N perpendicular tension.

The static resistance is 240 hours minimum under a load of 20N.

Tests performed at ambient temperature.

Overall dimensions:



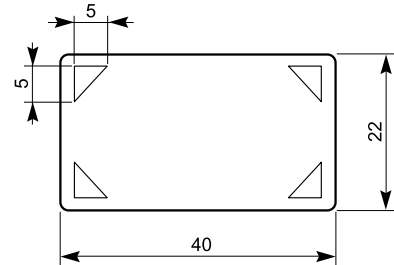
## 5. ACCESSORIES (cont.)

### 5.5 Identification plate

Cat. No(s): 320 85

For ties 4.6 mm wide max.

Marking with black felt-tip pen with indelible ink Cat. No.: 395 98

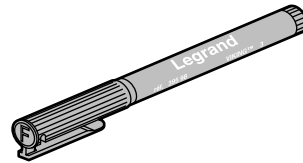


### 5.6 Black felt-tip pen

Cat. No(s): 395 98

Felt-tip pen with indelible ink.

Adheres to all clean dry surfaces.



## X-ON Electronics

Largest Supplier of Electrical and Electronic Components

*Click to view similar products for [Wire Identification](#) category:*

*Click to view products by [Legrand](#) manufacturer:*

Other Similar products are found below :

[CU6337-000](#) [CU6342-000](#) [FCA-410-12](#) [11631010](#) [1-1768037-1](#) [1-1768037-2](#) [1-1768050-0](#) [PXLK-VI](#) [Q62184-1](#) [A64304-000](#) [QMT221](#)  
[HK032WE1NF038B](#) [1330-0519-10](#) [1395199-1](#) [1395200-1](#) [1395202-1](#) [DMVF050WE-300S6](#) [D-SCE-1K-2.4-50-4-CS7834](#) [1538738-1](#)  
[E90935-000](#) [EC1238-000](#) [EC1465-000](#) [EC1855-000](#) [EC1859-000](#) [EC1863-000](#) [EC5415-000](#) [EC7277-000](#) [EC7352-000](#) [EC7603-000](#)  
[EC7707-000](#) [EC7735-000](#) [EC7768-000](#) [EC7828-000](#) [EC7854-000](#) [EC7952-000](#) [EC8128-000](#) [1768037-8](#) [1768041-7](#) [NC-127191-10-9](#)  
[HS048WE2NF038B](#) [C03232-000](#) [HTCM-SCE-14-4H-9](#) [HTMS-3/16-9](#) [HT-SCE-1/4-2.0-4](#) [HT-SCE-3/16-2.0-4](#) [HTTMS-1/2-1.50-9](#) [HTTMS-](#)  
[CM-1/2-4H-9](#) [HX-SCE-19.0-50-9](#) [HX-SCE-6.4-50-4](#) [C25254-000](#)